

# MONTHLY ACCOUNT STATEMENT

---

Murrieta Consolidated | Account | As of September 30, 2024

CHANDLER ASSET MANAGEMENT | [chandlerasset.com](http://chandlerasset.com)

**Custodian:**

US Bank

# PORTFOLIO SUMMARY



Murrieta Consolidated | Account | As of September 30, 2024

## Portfolio Characteristics

Average Modified Duration	1.65
Average Coupon	3.13%
Average Purchase YTM	3.94%
Average Market YTM	4.09%
Average Quality	AA+
Average Final Maturity	1.87
Average Life	1.70

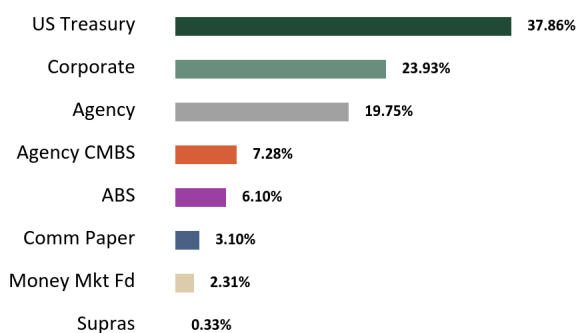
## Account Summary

	Beg. Values as of 09/01/2024	End Values as of 09/30/2024
Market Value	147,778,149.92	149,119,740.30
Accrued Interest	1,057,946.27	852,687.88
<b>Total Market Value</b>	<b>148,836,096.19</b>	<b>149,972,428.18</b>
Income Earned	327,098.75	416,248.55
Cont/WD	0.00	0.00
Par	149,148,075.92	149,797,720.29
Book Value	146,475,999.63	147,064,611.74
Cost Value	146,475,999.63	147,064,611.74

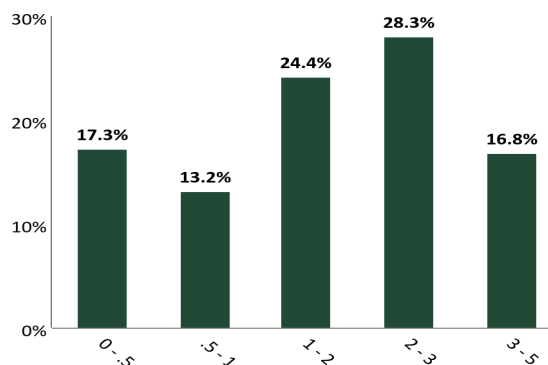
## Top Issuers

United States	37.86%
Federal Home Loan Banks	11.07%
Farm Credit System	8.68%
FHLMC	7.28%
U.S. Bancorp	2.31%
Toyota Motor Corporation	2.00%
Mitsubishi UFJ Financial Group, Inc.	1.78%
Royal Bank of Canada	1.51%

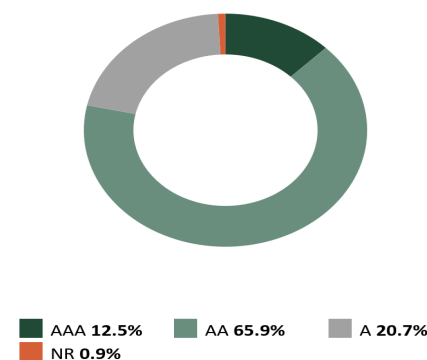
## Sector Allocation



## Maturity Distribution



## Credit Quality



\*See Footnote

# STATEMENT OF COMPLIANCE



Murrieta Consolidated | Account | As of September 30, 2024

Rules Name	Limit	Actual	Compliance Status	Notes
<b>AGENCY MORTGAGE SECURITIES (CMOS)</b>				
Max % (MV)	20.0	7.3	Compliant	
Max % Issuer (MV)	30.0	7.3	Compliant	
Max Maturity (Years)	5.0	4.3	Compliant	
<b>ASSET-BACKED SECURITIES (ABS)</b>				
Max % (MV)	20.0	6.1	Compliant	
Max % Issuer (MV)	5.0	1.0	Compliant	
Max Maturity (Years)	5	4	Compliant	
Min Rating (AA- by 1)	0.0	0.0	Compliant	
<b>BANKERS' ACCEPTANCES</b>				
Max % (MV)	30.0	0.0	Compliant	
Max % Issuer (MV)	5.0	0.0	Compliant	
Max Maturity (Days)	180	0.0	Compliant	
Min Rating (A-1 by 1 or A- by 1)	0.0	0.0	Compliant	
<b>CERTIFICATE OF DEPOSIT PLACEMENT SERVICE (CDARS)</b>				
Max % (MV)	30.0	0.0	Compliant	
Max Maturity (Years)	5.0	0.0	Compliant	
<b>COLLATERALIZED TIME DEPOSITS (NON-NEGOTIABLE CD/TD)</b>				
Max % (MV)	20.0	0.0	Compliant	
Max % Issuer (MV)	5.0	0.0	Compliant	
Max Maturity (Years)	5.0	0.0	Compliant	
<b>COMMERCIAL PAPER</b>				
Max % (MV)	40.0	3.1	Compliant	
Max % Issuer (MV)	5.0	1.8	Compliant	
Max Maturity (Days)	270	155	Compliant	
Min Rating (A-1 by 1 or A- by 1)	0.0	0.0	Compliant	
<b>CORPORATE MEDIUM TERM NOTES</b>				
Max % (MV)	30.0	23.9	Compliant	
Max % Issuer (MV)	5.0	1.5	Compliant	
Max Maturity (Years)	5	3	Compliant	
Min Rating (A- by 1)	0.0	0.0	Compliant	
<b>FDIC INSURED TIME DEPOSITS (NON-NEGOTIABLE CD/ TD)</b>				

# STATEMENT OF COMPLIANCE



Murrieta Consolidated | Account | As of September 30, 2024

Rules Name	Limit	Actual	Compliance Status	Notes
Max % (MV)	20.0	0.0	Compliant	
Max Maturity (Years)	5	0.0	Compliant	
<b>FEDERAL AGENCIES</b>				
Max % (MV)	100.0	19.8	Compliant	
Max % Issuer (MV)	30.0	11.1	Compliant	
Max Callables (MV)	20.0	0.0	Compliant	
Max Maturity (Years)	5	3	Compliant	
<b>LOCAL AGENCY INVESTMENT FUND (LAIF)</b>				
Max Concentration (MV)	75.0	0.0	Compliant	
<b>MONEY MARKET MUTUAL FUNDS</b>				
Max % (MV)	20.0	2.3	Compliant	
Max % Issuer (MV)	10.0	2.3	Compliant	
Min Rating (AAA by 2)	0.0	0.0	Compliant	
<b>MUNICIPAL SECURITIES (CA, LOCAL AGENCY)</b>				
Max % (MV)	30.0	0.0	Compliant	
Max % Issuer (MV)	5.0	0.0	Compliant	
Max Maturity (Years)	5	0.0	Compliant	
Min Rating (A- by 1)	0.0	0.0	Compliant	
<b>MUTUAL FUNDS</b>				
Max % (MV)	20.0	0.0	Compliant	
Max % Issuer (MV)	10.0	0.0	Compliant	
Min Rating (AAA by 2)	0.0	0.0	Compliant	
<b>NEGOTIABLE CERTIFICATES OF DEPOSIT (NCD)</b>				
Max % (MV)	30.0	0.0	Compliant	
Max % Issuer (MV)	5.0	0.0	Compliant	
Max Maturity (Years)	5	0.0	Compliant	
Min Rating (A-1 by 1 or A- by 1 if > FDIC Limit)	0.0	0.0	Compliant	
<b>REPURCHASE AGREEMENTS</b>				
Max % (MV)	20.0	0.0	Compliant	
Max Maturity (Years)	1.0	0.0	Compliant	
<b>SUPRANATIONAL OBLIGATIONS</b>				
Max % (MV)	30.0	0.3	Compliant	
Max % Issuer (MV)	10.0	0.3	Compliant	
Max Maturity (Years)	5	3	Compliant	

# STATEMENT OF COMPLIANCE



Murrieta Consolidated | Account | As of September 30, 2024

Rules Name	Limit	Actual	Compliance Status	Notes
Min Rating (AA- by 1)	0.0	0.0	Compliant	
<b>U.S. TREASURIES</b>				
Max % (MV)	100.0	37.9	Compliant	
Max Maturity (Years)	5	4	Compliant	

# RECONCILIATION SUMMARY



Murrieta Consolidated | Account | As of September 30, 2024

## Maturities / Calls

Month to Date	(5,385,000.00)
Fiscal Year to Date	(43,950,000.00)

## Principal Paydowns

Month to Date	(190,290.03)
Fiscal Year to Date	(2,472,772.23)

## Purchases

Month to Date	10,253,798.41
Fiscal Year to Date	87,608,819.54

## Sales

Month to Date	(3,058,181.44)
Fiscal Year to Date	(37,055,596.45)

## Interest Received

Month to Date	630,960.07
Fiscal Year to Date	3,249,928.36

## Purchased / Sold Interest

Month to Date	(9,453.13)
Fiscal Year to Date	(114,724.50)

## Accrual Activity Summary

	Month to Date	Fiscal Year to Date (01/01/2024)
Beginning Book Value	146,475,999.63	143,961,028.08
Maturities/Calls	(5,385,000.00)	(43,950,000.00)
Principal Paydowns	(190,290.03)	(2,472,772.23)
Purchases	10,253,798.41	87,608,819.54
Sales	(3,058,181.44)	(37,055,596.45)
Change in Cash, Payables, Receivables	(1,036,696.49)	(1,059,586.00)
Amortization/Accretion	0.00	0.00
Realized Gain (Loss)	4,981.66	32,718.80
Ending Book Value	147,064,611.74	147,064,611.74

## Fair Market Activity Summary

	Month to Date	Fiscal Year to Date (01/01/2024)
Beginning Market Value	147,778,149.92	142,893,927.50
Maturities/Calls	(5,385,000.00)	(43,950,000.00)
Principal Paydowns	(190,290.03)	(2,472,772.23)
Purchases	10,253,798.41	87,608,819.54
Sales	(3,058,181.44)	(37,055,596.45)
Change in Cash, Payables, Receivables	(1,036,696.49)	(1,059,586.00)
Amortization/Accretion	0.00	0.00
Change in Net Unrealized Gain (Loss)	752,978.26	3,122,229.14
Realized Gain (Loss)	4,981.66	32,718.80
Ending Market Value	149,119,740.30	149,119,740.30

# HOLDINGS REPORT



Murrieta Consolidated | Account | As of September 30, 2024

Cusip	Security Description	Par Value/ Units	Purchase Date Purchase Yield	Cost Value Book Value	Mkt Price Mkt YTM	Market Value Accrued Int.	% of Port. Gain/Loss	Moody's/ S&P/ Fitch	Maturity Duration
<b>ABS</b>									
47788UAC6	JDOT 2021 A3 0.36 09/15/2025	1,863.52	03/02/2021 0.36%	1,863.16 1,863.16	99.81 5.41%	1,859.91 0.30	0.00% (3.25)	Aaa/NA AAA	0.96 0.04
05593AAC3	BMWLT 2023-1 A3 5.16 11/25/2025	90,824.41	02/07/2023 5.16%	90,822.25 90,822.25	100.08 4.88%	90,899.37 78.11	0.06% 77.12	Aaa/AAA NA	1.15 0.25
44934KAC8	HART 2021-B A3 0.38 01/15/2026	48,798.02	07/20/2021 0.38%	48,787.25 48,787.25	99.71 5.49%	48,656.13 8.24	0.03% (131.12)	NA/AAA AAA	1.29 0.06
43815GAC3	HAROT 2021-4 A3 0.88 01/21/2026	89,617.49	11/16/2021 0.89%	89,598.60 89,598.60	98.70 5.24%	88,450.67 21.91	0.06% (1,147.93)	Aaa/NA AAA	1.31 0.30
47789QAC4	JDOT 2021-B A3 0.52 03/16/2026	88,024.73	07/13/2021 0.52%	88,016.88 88,016.88	98.83 4.69%	86,993.53 20.34	0.06% (1,023.35)	Aaa/NA AAA	1.46 0.28
43815PAC3	HAROT 2022-2 A3 3.73 07/20/2026	254,859.33	08/15/2022 3.73%	254,844.14 254,844.14	99.47 4.82%	253,497.59 343.28	0.17% (1,346.55)	NA/AAA AAA	1.80 0.50
05602RAD3	BMWOT 2022-A A3 3.21 08/25/2026	163,609.51	05/10/2022 3.21%	163,601.00 163,601.00	99.33 4.75%	162,510.43 87.53	0.11% (1,090.57)	Aaa/AAA NA	1.90 0.44
47787JAC2	JDOT 2022 A3 0.36 09/15/2026	174,784.25	03/10/2022 2.33%	174,745.59 174,745.59	98.85 4.69%	172,774.01 180.22	0.12% (1,971.58)	Aaa/NA AAA	1.96 0.49
362554AC1	GMCAR 2021-4 A3 0.68 09/16/2026	81,512.36	10/13/2021 0.68%	81,510.29 81,510.29	98.52 4.96%	80,308.10 23.10	0.05% (1,202.19)	Aaa/AAA NA	1.96 0.34
380146AC4	GMCAR 2022-1 A3 1.26 11/16/2026	85,883.99	01/11/2022 1.26%	85,876.52 85,876.52	98.64 4.79%	84,717.79 45.09	0.06% (1,158.73)	NA/AAA AAA	2.13 0.38
379929AD4	GMALT 2023-3 A3 5.38 11/20/2026	280,000.00	08/08/2023 5.38%	279,966.43 279,966.43	100.76 4.56%	282,125.65 460.29	0.19% 2,159.22	NA/AAA AAA	2.14 0.86
36269FAD8	GMALT 2024-1 A3 5.09 03/22/2027	455,000.00	02/08/2024 5.09%	454,943.13 454,943.13	101.00 4.40%	459,558.69 707.65	0.31% 4,615.56	NA/AAA AAA	2.47 1.34
05611UAD5	BMWLT 2024-1 A3 4.98 03/25/2027	1,000,000.00	06/20/2024 5.19%	994,687.50 994,687.50	100.96 4.35%	1,009,629.90 830.00	0.68% 14,942.40	Aaa/AAA NA	2.48 1.41
36265WAD5	GMCAR 2022-3 A3 3.64 04/16/2027	248,955.89	07/06/2022 3.64%	248,954.17 248,954.17	99.46 4.67%	247,615.58 377.58	0.17% (1,338.58)	Aaa/NA AAA	2.54 0.54
02582JIT8	AMXCA 2022-2 A 05/17/2027	905,000.00	05/17/2022 3.40%	904,799.81 904,799.81	99.28 4.61%	898,484.91 1,363.53	0.60% (6,314.91)	NA/AAA AAA	0.62 0.60
58770JAD6	MBALT 2024-A A3 5.32 01/18/2028	350,000.00	05/17/2024 5.32%	349,959.05 349,959.05	102.19 4.33%	357,674.24 827.56	0.24% 7,715.19	Aaa/NA AAA	3.30 2.06
58769GAD5	MBALT 2024-B A3 4.23 02/15/2028	545,000.00	09/17/2024 4.24%	544,908.28 544,908.28	99.87 4.34%	544,318.10 384.23	0.37% (590.18)	NA/AAA NA	3.38 1.76

# HOLDINGS REPORT



Murrieta Consolidated | Account | As of September 30, 2024

Cusip	Security Description	Par Value/ Units	Purchase Date Purchase Yield	Cost Value Book Value	Mkt Price Mkt YTM	Market Value Accrued Int.	% of Port. Gain/Loss	Moody's/ S&P/ Fitch	Maturity Duration
437918AC9	HAROT 2024-1 A3 5.21 08/15/2028	1,250,000.00	02/13/2024 5.21%	1,249,945.63 1,249,945.63	101.77 4.18%	1,272,121.13 2,894.44	0.85% 22,175.50	Aaa/AAA NA	3.88 1.61
161571HT4	CHAIT 2023-1 A 5.16 09/15/2028	1,320,000.00	09/07/2023 5.17%	1,319,634.10 1,319,634.10	102.17 4.04%	1,348,649.81 3,027.20	0.90% 29,015.71	NR/AAA AAA	3.96 1.82
47800RAD5	JDOT 2024 A3 4.96 11/15/2028	335,000.00	03/11/2024 4.96%	334,981.24 334,981.24	101.66 4.20%	340,568.64 738.49	0.23% 5,587.40	Aaa/NA AAA	4.13 2.04
096919AD7	BMWOT 2024-A A3 5.18 02/26/2029	600,000.00	06/04/2024 5.24%	599,908.86 599,908.86	102.19 4.05%	613,153.62 518.00	0.41% 13,244.76	Aaa/AAA NA	4.41 1.84
02582JKH2	AMXCA 2024-1 A 5.23 04/16/2029	640,000.00	04/16/2024 5.23%	639,868.80 639,868.80	102.98 4.03%	659,098.69 1,487.64	0.44% 19,229.89	NA/AAA AAA	4.54 2.33
<b>Total ABS</b>		<b>9,008,733.49</b>	<b>4.60%</b>	<b>9,002,222.67</b>	<b>101.07</b> <b>4.33%</b>	<b>9,103,666.46</b> <b>14,424.73</b>	<b>6.10%</b> <b>101,443.79</b>	<b>Aaa/AAA</b> <b>AAA</b>	<b>3.04</b> <b>1.42</b>

AGENCY									
3130AQF40	FEDERAL HOME LOAN BANKS 1.0 12/20/2024	1,400,000.00	12/21/2021 1.03%	1,398,768.00 1,398,768.00	99.20 4.67%	1,388,787.37 3,927.78	0.93% (9,980.63)	Aaa/AA+ AA+	0.22 0.22
3133ENKS8	FEDERAL FARM CREDIT BANKS FUNDING CORP 1.125 01/06/2025	755,000.00	01/06/2022 1.20%	753,301.25 753,301.25	99.09 4.60%	748,138.28 2,005.47	0.50% (5,162.97)	Aaa/AA+ AA+	0.27 0.26
3133ENPG9	FEDERAL FARM CREDIT BANKS FUNDING CORP 1.75 02/14/2025	1,200,000.00	02/25/2022 1.82%	1,197,456.00 1,197,456.00	98.95 4.62%	1,187,432.00 2,741.67	0.80% (10,024.00)	Aaa/AA+ AA+	0.38 0.36
3133EPW68	FEDERAL FARM CREDIT BANKS FUNDING CORP 4.125 01/22/2026	1,400,000.00	01/24/2024 4.40%	1,392,860.00 1,392,860.00	100.34 3.85%	1,404,758.77 11,068.75	0.94% 11,898.77	Aaa/AA+ AA+	1.31 1.25
3133ERDZ1	FEDERAL FARM CREDIT BANKS FUNDING CORP 4.75 05/08/2026	1,000,000.00	05/20/2024 4.87%	997,690.00 997,690.00	101.47 3.80%	1,014,666.91 18,868.06	0.68% 16,976.91	Aaa/AA+ AA+	1.60 1.51
3130AWLZ1	FEDERAL HOME LOAN BANKS 4.75 06/12/2026	2,000,000.00	08/16/2023 4.78%	1,998,620.00 1,998,620.00	101.66 3.73%	2,033,117.64 28,763.89	1.36% 34,497.64	Aaa/AA+ AA+	1.70 1.60
3133EPZY4	FEDERAL FARM CREDIT BANKS FUNDING CORP 5.0 07/30/2026	2,000,000.00	11/09/2023 4.85%	2,007,480.00 2,007,480.00	102.23 3.73%	2,044,532.62 16,944.44	1.37% 37,052.62	Aaa/AA+ AA+	1.83 1.73
3133EPSW6	FEDERAL FARM CREDIT BANKS FUNDING CORP 4.5 08/14/2026	2,405,000.00	08/09/2023 4.58%	2,399,468.50 2,399,468.50	101.54 3.64%	2,441,922.28 14,129.38	1.64% 42,453.78	Aaa/AA+ AA+	1.87 1.77
3130AWTQ3	FEDERAL HOME LOAN BANKS 4.625 09/11/2026	4,500,000.00	-- 4.81%	4,476,030.00 4,476,030.00	101.77 3.67%	4,579,430.09 11,562.50	3.07% 103,400.09	Aaa/AA+ AA+	1.95 1.84
3130AXU63	FEDERAL HOME LOAN BANKS 4.625 11/17/2026	1,750,000.00	11/30/2023 4.53%	1,754,427.50 1,754,427.50	102.01 3.63%	1,785,243.30 30,126.74	1.20% 30,815.80	Aaa/AA+ AA+	2.13 1.98



# HOLDINGS REPORT



Murrieta Consolidated | Account | As of September 30, 2024

Cusip	Security Description	Par Value/ Units	Purchase Date Purchase Yield	Cost Value Book Value	Mkt Price Mkt YTM	Market Value Accrued Int.	% of Port. Gain/Loss	Moody's/ S&P/ Fitch	Maturity Duration
3130AYPNO	FEDERAL HOME LOAN BANKS 4.125 01/15/2027	2,000,000.00	01/30/2024 4.21%	1,995,560.00 1,995,560.00	101.08 3.63%	2,021,548.34 17,416.67	1.36% 25,988.34	Aaa/AA+ AA+	2.29 2.15
3133EP6K6	FEDERAL FARM CREDIT BANKS FUNDING CORP 4.5 03/26/2027	1,000,000.00	04/08/2024 4.66%	995,520.00 995,520.00	101.93 3.68%	1,019,281.54 625.00	0.68% 23,761.54	Aaa/AA+ AA+	2.48 2.34
3130B0TY5	FEDERAL HOME LOAN BANKS 4.75 04/09/2027	1,500,000.00	04/10/2024 4.84%	1,496,115.00 1,496,115.00	102.76 3.59%	1,541,473.10 33,645.83	1.03% 45,358.10	Aaa/AA+ AA+	2.52 2.32
3133ERFJ5	FEDERAL FARM CREDIT BANKS FUNDING CORP 4.5 05/20/2027	1,000,000.00	05/20/2024 4.69%	994,830.00 994,830.00	102.27 3.59%	1,022,749.08 16,375.00	0.69% 27,919.08	Aaa/AA+ AA+	2.64 2.43
3130AVVX7	FEDERAL HOME LOAN BANKS 3.75 06/09/2028	1,120,000.00	06/07/2023 4.00%	1,107,243.20 1,107,243.20	100.50 3.60%	1,125,570.78 13,066.67	0.75% 18,327.58	Aaa/AA+ AA+	3.69 3.38
3130AWC24	FEDERAL HOME LOAN BANKS 4.0 06/09/2028	2,000,000.00	07/06/2023 4.49%	1,956,940.00 1,956,940.00	101.53 3.55%	2,030,638.74 24,888.89	1.36% 73,698.74	Aaa/AA+ AA+	3.69 3.37
3133EPWK7	FEDERAL FARM CREDIT BANKS FUNDING CORP 4.5 09/22/2028	2,000,000.00	10/12/2023 4.71%	1,981,460.00 1,981,460.00	103.31 3.60%	2,066,267.54 2,250.00	1.39% 84,807.54	Aaa/AA+ AA+	3.98 3.62
<b>Total Agency</b>		<b>29,030,000.00</b>	<b>4.26%</b>	<b>28,903,769.45</b>	<b>101.48</b> <b>3.77%</b>	<b>29,455,558.38</b> <b>248,406.72</b>	<b>19.75%</b> <b>551,788.93</b>	<b>Aaa/AA+</b> <b>AA+</b>	<b>2.12</b> <b>1.98</b>
<b>AGENCY CMBS</b>									
3137BM7C4	FHMS K-051 A2 3.308 09/25/2025	1,190,293.87	06/23/2022 3.30%	1,187,783.09 1,187,783.09	98.89 4.39%	1,177,097.20 3,281.24	0.79% (10,685.89)	Aaa/AA+ AAA	0.99 0.85
3137BSP72	FHMS K-058 A2 2.653 08/25/2026	2,000,000.00	02/09/2023 4.27%	1,890,546.88 1,890,546.88	97.49 3.99%	1,949,845.40 4,421.67	1.31% 59,298.52	Aaa/AA+ AAA	1.90 1.78
3137BTUM1	FHMS K-061 A2 3.347 11/25/2026	882,915.96	09/22/2022 4.23%	851,220.66 851,220.66	98.50 4.04%	869,666.83 2,462.60	0.58% 18,446.17	Aaa/AA+ AAA	2.15 1.93
3137BVZ82	FHMS K-063 A2 3.43 01/25/2027	862,000.00	-- 4.03%	839,600.51 839,600.51	98.82 3.92%	851,804.70 2,463.88	0.57% 12,204.19	Aaa/AA+ AAA	2.32 2.06
3137F1G44	FHMS K-065 A2 3.243 04/25/2027	1,000,000.00	09/19/2022 4.02%	965,468.75 965,468.75	98.18 3.95%	981,842.90 2,702.50	0.66% 16,374.15	Aaa/AA+ AAA	2.57 2.34
3137FBU79	FHMS K-069 A2 3.187 09/25/2027	1,245,611.84	05/18/2023 4.13%	1,196,517.22 1,196,517.22	97.89 3.92%	1,219,314.60 3,308.14	0.82% 22,797.38	Aaa/AAA AA+	2.99 2.70
3137F4X72	FHMS K-075 A2 3.65 02/25/2028	1,165,000.00	09/14/2023 4.83%	1,107,478.13 1,107,478.13	99.10 3.89%	1,154,543.43 3,543.54	0.77% 47,065.30	Aaa/AA+ AAA	3.41 3.12
3137FJEH8	FHMS K-081 A2 3.9 08/25/2028	1,250,000.00	05/28/2024 4.94%	1,197,265.63 1,197,265.63	99.74 3.93%	1,246,800.13 4,062.50	0.84% 49,534.50	Aaa/AA+ AAA	3.90 3.53
3137H5YC5	FHMS K-748 A2 2.26 01/25/2029	1,500,000.00	08/19/2024 4.12%	1,385,332.03 1,385,332.03	93.32 3.97%	1,399,737.00 2,825.00	0.94% 14,404.97	Aaa/AA+ AAA	4.32 3.95

# HOLDINGS REPORT



Murrieta Consolidated | Account | As of September 30, 2024

Cusip	Security Description	Par Value/ Units	Purchase Date Purchase Yield	Cost Value Book Value	Mkt Price Mkt YTM	Market Value Accrued Int.	% of Port. Gain/Loss	Moody's/ S&P/ Fitch	Maturity Duration
<b>Total Agency</b>				<b>10,621,212.90</b>	<b>97.83</b>	<b>10,850,652.19</b>	<b>7.28%</b>	<b>Aaa/AA+</b>	<b>2.74</b>
<b>CMBS</b>		<b>11,095,821.67</b>	<b>4.22%</b>	<b>10,621,212.90</b>	<b>4.00%</b>	<b>29,071.07</b>	<b>229,439.28</b>	<b>AAA</b>	<b>2.49</b>
<b>CASH</b>									
CCYUSD	Payable	(999,820.00)	-- 0.00%	(999,820.00) (999,820.00)	1.00 0.00%	(999,820.00) 0.00	(0.67%) 0.00	Aaa/AAA AAA	0.00 0.00
CCYUSD	Receivable	6,759.94	-- 0.00%	6,759.94 6,759.94	1.00 0.00%	6,759.94 0.00	0.00% 0.00	Aaa/AAA AAA	0.00 0.00
CCYUSD	Receivable	8,009.98	-- 0.00%	8,009.98 8,009.98	1.00 0.00%	8,009.98 0.00	0.01% 0.00	Aaa/AAA AAA	0.00 0.00
<b>Total Cash</b>		<b>(985,050.08)</b>	<b>0.00%</b>	<b>(985,050.08)</b>	<b>1.00</b> <b>0.00%</b>	<b>(985,050.08)</b> <b>0.00</b>	<b>(0.66%)</b> <b>0.00</b>	<b>Aaa/AAA</b> <b>AAA</b>	<b>0.00</b> <b>0.00</b>
<b>COMMERCIAL PAPER</b>									
89233GNX0	Toyota Motor Credit Corporation 01/31/2025	2,000,000.00	05/21/2024 5.42%	1,925,625.00 1,925,625.00	98.44 4.66%	1,968,894.00 0.00	1.32% 43,269.00	P-1/A-1+ F1	0.34 0.33
62479LQ40	MUFG Bank, Ltd. - New York Branch 03/04/2025	2,700,000.00	06/07/2024 5.36%	2,594,902.50 2,594,902.50	98.07 5.31%	2,647,857.60 0.00	1.78% 52,955.10	P-1/A-1 NA	0.42 0.24
<b>Total Commercial Paper</b>		<b>4,700,000.00</b>	<b>5.39%</b>	<b>4,520,527.50</b>	<b>98.23</b> <b>5.03%</b>	<b>4,616,751.60</b> <b>0.00</b>	<b>3.10%</b> <b>96,224.10</b>	<b>P-1/AA-</b> <b>A+</b>	<b>0.39</b> <b>0.28</b>
<b>CORPORATE</b>									
78016EYM3	ROYAL BANK OF CANADA 1.6 01/21/2025	1,000,000.00	01/12/2022 1.60%	1,000,000.00 1,000,000.00	98.98 4.99%	989,759.74 3,111.11	0.66% (10,240.26)	A1/A AA-	0.31 0.30
06406RBC0	BANK OF NEW YORK MELLON CORP 3.35 04/25/2025	900,000.00	04/19/2022 3.35%	899,874.00 899,874.00	99.30 4.61%	893,701.66 13,065.00	0.60% (6,172.34)	A1/A AA-	0.57 0.55
14913R2V8	CATERPILLAR FINANCIAL SERVICES CORP 3.4 05/13/2025	480,000.00	05/10/2022 3.44%	479,390.40 479,390.40	99.35 4.47%	476,893.22 6,256.00	0.32% (2,497.18)	A2/A A+	0.62 0.59
438516CB0	HONEYWELL INTERNATIONAL INC 1.35 06/01/2025	1,000,000.00	03/09/2022 2.31%	970,280.00 970,280.00	98.12 4.24%	981,157.32 4,500.00	0.66% 10,877.32	A2/A A	0.67 0.65
89115A2A9	TORONTO-DOMINION BANK 3.766 06/06/2025	1,000,000.00	06/02/2022 3.70%	1,001,830.00 1,001,830.00	99.45 4.59%	994,472.60 12,030.28	0.67% (7,357.40)	A1/A NA	0.68 0.66
63743HFE7	NATIONAL RURAL UTILITIES COOPERATIVE FINANCE CORP 3.45 06/15/2025	1,105,000.00	-- 3.61%	1,099,973.65 1,099,973.65	99.27 4.50%	1,096,952.31 11,224.96	0.74% (3,021.34)	A2/A- A	0.71 0.68

# HOLDINGS REPORT



Murrieta Consolidated | Account | As of September 30, 2024

Cusip	Security Description	Par Value/ Units	Purchase Date Purchase Yield	Cost Value Book Value	Mkt Price Mkt YTM	Market Value Accrued Int.	% of Port. Gain/Loss	Moody's/ S&P/ Fitch	Maturity Duration
14913R2Z9	CATERPILLAR FINANCIAL SERVICES CORP 3.65 08/12/2025	1,375,000.00	08/08/2022 3.69%	1,373,336.25 1,373,336.25	99.51 4.23%	1,368,206.35 6,831.08	0.92% (5,129.91)	A2/A A+	0.87 0.84
26442UAA2	DUKE ENERGY PROGRESS LLC 3.25 08/15/2025	1,000,000.00	06/23/2022 3.57%	990,710.00 990,710.00	99.14 4.26%	991,372.81 4,152.78	0.66% 662.81	Aa3/A WR	0.87 0.85
437076CR1	HOME DEPOT INC 4.0 09/15/2025	1,000,000.00	09/14/2022 4.13%	996,380.00 996,380.00	99.84 4.18%	998,355.12 1,777.78	0.67% 1,975.12	A2/A A	0.96 0.93
023135CN4	AMAZON.COM INC 4.6 12/01/2025	425,000.00	11/29/2022 4.60%	424,974.50 424,974.50	100.67 4.00%	427,854.89 6,516.67	0.29% 2,880.39	A1/AA AA-	1.17 1.11
857477BR3	STATE STREET CORP 1.746 02/06/2026	335,000.00	02/02/2022 1.75%	335,000.00 335,000.00	98.82 5.27%	331,051.41 893.61	0.22% (3,948.59)	A1/A AA-	1.35 0.34
037833BY5	APPLE INC 3.25 02/23/2026	1,000,000.00	02/22/2023 4.72%	959,390.00 959,390.00	99.11 3.91%	991,136.24 3,430.56	0.66% 31,746.24	Aaa/AA+ NA	1.40 1.34
57629W6F2	MASSMUTUAL GLOBAL FUNDING II 4.5 04/10/2026	750,000.00	04/04/2023 4.52%	749,482.50 749,482.50	100.65 4.06%	754,879.07 16,031.25	0.51% 5,396.57	Aa3/AA+ AA+	1.53 1.43
00440EAV9	CHUBB INA HOLDINGS LLC 3.35 05/03/2026	1,000,000.00	09/13/2023 5.23%	954,220.00 954,220.00	98.82 4.12%	988,230.59 13,772.22	0.66% 34,010.59	A3/A A	1.59 1.51
58989V2F0	MET TOWER GLOBAL FUNDING 5.4 06/20/2026	1,000,000.00	06/12/2023 5.38%	1,000,440.00 1,000,440.00	102.11 4.11%	1,021,088.08 15,150.00	0.68% 20,648.08	Aa3/AA- AA-	1.72 1.61
61747YET8	MORGAN STANLEY 4.679 07/17/2026	1,000,000.00	09/14/2022 4.68%	994,030.00 994,030.00	99.86 5.78%	998,589.89 9,617.94	0.67% 4,559.89	A1/A- A+	1.79 0.76
69371RS56	PACCAR FINANCIAL CORP 5.05 08/10/2026	1,450,000.00	-- 4.99%	1,451,925.00 1,451,925.00	102.07 3.88%	1,479,971.99 10,373.54	0.99% 28,046.99	A1/A+ NA	1.86 1.75
06428CAA2	BANK OF AMERICA NA 5.526 08/18/2026	1,000,000.00	09/13/2023 5.57%	998,810.00 998,810.00	102.67 4.03%	1,026,744.55 6,600.50	0.69% 27,934.55	Aa1/A+ AA	1.88 1.69
713448FW3	PEPSICO INC 5.125 11/10/2026	510,000.00	11/08/2023 5.13%	509,862.30 509,862.30	102.56 3.85%	523,067.71 10,237.19	0.35% 13,205.41	A1/A+ NA	2.11 1.88
48125LRU8	JPMORGAN CHASE BANK NA 5.11 12/08/2026	1,575,000.00	-- 5.08%	1,576,460.00 1,576,460.00	102.25 4.02%	1,610,414.06 25,262.56	1.08% 33,954.06	Aa2/A+ AA	2.19 1.95
24422EXF1	JOHN DEERE CAPITAL CORP 4.5 01/08/2027	1,000,000.00	01/10/2024 4.52%	999,460.00 999,460.00	101.29 3.90%	1,012,873.94 10,375.00	0.68% 13,413.94	A1/A A+	2.27 2.12
78016HZT0	ROYAL BANK OF CANADA 4.875 01/19/2027	1,245,000.00	01/10/2024 4.88%	1,244,688.75 1,244,688.75	101.87 4.01%	1,268,266.82 12,138.75	0.85% 23,578.07	A1/A AA-	2.30 2.14
17275RBQ4	CISCO SYSTEMS INC 4.8 02/26/2027	1,500,000.00	02/29/2024 4.78%	1,500,810.00 1,500,810.00	102.19 3.84%	1,532,826.89 7,000.00	1.03% 32,016.89	A1/AA- NA	2.41 2.17
857477CL5	STATE STREET CORP 4.993 03/18/2027	1,210,000.00	03/13/2024 4.99%	1,210,000.00 1,210,000.00	102.36 3.98%	1,238,607.36 2,181.66	0.83% 28,607.36	A1/A AA-	2.46 2.23

# HOLDINGS REPORT



Murrieta Consolidated | Account | As of September 30, 2024

Cusip	Security Description	Par Value/ Units	Purchase Date Purchase Yield	Cost Value Book Value	Mkt Price Mkt YTM	Market Value Accrued Int.	% of Port. Gain/Loss	Moody's/ S&P/ Fitch	Maturity Duration
665859AW4	NORTHERN TRUST CORP 4.0 05/10/2027	1,000,000.00	09/14/2022 4.23%	990,460.00 990,460.00	100.16 3.93%	1,001,627.03 15,666.67	0.67% 11,167.03	A2/A+ A+	2.61 2.34
009158AY2	AIR PRODUCTS AND CHEMICALS INC 1.85 05/15/2027	1,500,000.00	02/09/2024 4.71%	1,371,945.00 1,371,945.00	94.99 3.88%	1,424,899.56 10,483.33	0.96% 52,954.56	A2/A NA	2.62 2.50
437076DB5	HOME DEPOT INC 4.875 06/25/2027	740,000.00	-- 4.95%	738,545.60 738,545.60	102.60 3.86%	759,224.31 9,620.00	0.51% 20,678.71	A2/A A	2.73 2.44
09290DAH4	BLACKROCK FUNDING INC 4.6 07/26/2027	750,000.00	07/18/2024 4.57%	750,645.00 750,645.00	101.94 3.86%	764,586.28 6,229.17	0.51% 13,941.28	Aa3/AA- NA	2.82 2.53
532457CP1	ELI LILLY AND CO 4.15 08/14/2027	1,250,000.00	08/22/2024 4.10%	1,251,637.50 1,251,637.50	100.93 3.80%	1,261,675.78 6,772.57	0.85% 10,038.28	A1/A+ NA	2.87 2.60
023135BC9	AMAZON.COM INC 3.15 08/22/2027	1,000,000.00	07/30/2024 4.55%	960,450.00 960,450.00	98.17 3.82%	981,680.93 3,412.50	0.66% 21,230.93	A1/AA AA-	2.89 2.72
89236TKJ3	TOYOTA MOTOR CREDIT CORP 4.55 09/20/2027	1,000,000.00	06/20/2024 4.89%	989,900.00 989,900.00	101.61 3.97%	1,016,093.32 1,390.28	0.68% 26,193.32	A1/A+ A+	2.97 2.75
64952WFJ7	NEW YORK LIFE GLOBAL FUNDING 3.9 10/01/2027	1,000,000.00	09/25/2024 3.91%	999,820.00 999,820.00	99.85 3.95%	998,481.79 0.00	0.67% (1,338.21)	Aaa/AA+ AAA	3.00 2.80
91324PDE9	UNITEDHEALTH GROUP INC 2.95 10/15/2027	1,250,000.00	07/30/2024 4.60%	1,189,300.00 1,189,300.00	97.35 3.88%	1,216,824.80 17,003.47	0.82% 27,524.80	A2/A+ A	3.04 2.83
74456QBU9	PUBLIC SERVICE ELECTRIC AND GAS CO 3.7 05/01/2028	750,000.00	06/22/2023 4.79%	715,005.00 715,005.00	98.71 4.09%	740,330.74 11,562.50	0.50% 25,325.74	A1/A WR	3.59 3.27
341081GN1	FLORIDA POWER & LIGHT CO 4.4 05/15/2028	1,500,000.00	05/22/2023 4.64%	1,484,025.00 1,484,025.00	101.19 4.04%	1,517,890.70 24,933.33	1.02% 33,865.70	Aa2/A+ AA-	3.62 3.13
<b>Total Corporate</b>		<b>35,600,000.00</b>	<b>4.37%</b>	<b>35,163,060.45</b>	<b>100.26</b> <b>4.13%</b>	<b>35,679,789.84</b> <b>319,604.26</b>	<b>23.93%</b> <b>516,729.39</b>	<b>A1/A+</b> <b>A+</b>	<b>1.99</b> <b>1.80</b>
<b>MONEY MARKET FUND</b>									
31846V567	FIRST AMER:GVT OBLG Z	1,138,150.61	-- 4.80%	1,138,150.61 1,138,150.61	1.00 4.80%	1,138,150.61 0.00	0.76% 0.00	Aaa/ AAAm AAA	0.00 0.00
31846V567	FIRST AMER:GVT OBLG Z	2,310,064.60	-- 4.80%	2,310,064.60 2,310,064.60	1.00 4.80%	2,310,064.60 0.00	1.55% 0.00	Aaa/ AAAm AAA	0.00 0.00
<b>Total Money Market Fund</b>		<b>3,448,215.21</b>	<b>4.80%</b>	<b>3,448,215.21</b>	<b>1.00</b> <b>4.80%</b>	<b>3,448,215.21</b> <b>0.00</b>	<b>2.31%</b> <b>0.00</b>	<b>Aaa/ AAAm AAA</b>	<b>0.00</b> <b>0.00</b>

# HOLDINGS REPORT



Murrieta Consolidated | Account | As of September 30, 2024

Cusip	Security Description	Par Value/ Units	Purchase Date Purchase Yield	Cost Value Book Value	Mkt Price Mkt YTM	Market Value Accrued Int.	% of Port. Gain/Loss	Moody's/ S&P/ Fitch	Maturity Duration
<b>SUPRANATIONAL</b>									
459058KT9	INTERNATIONAL BANK FOR RECONSTRUCTION AND DEVELOPM 3.5 07/12/2028	500,000.00	07/24/2023 4.26%	483,115.00 483,115.00	99.62 3.61%	498,092.90 3,840.28	0.33% 14,977.90	Aaa/AAA NA	3.78 3.48
<b>Total Supranational</b>		<b>500,000.00</b>	<b>4.26%</b>	<b>483,115.00 483,115.00</b>	<b>99.62 3.61%</b>	<b>498,092.90 3,840.28</b>	<b>0.33% 14,977.90</b>	<b>Aaa/AAA NA</b>	<b>3.78 3.48</b>
<b>US TREASURY</b>									
912797KU0	UNITED STATES TREASURY 10/17/2024	2,000,000.00	04/22/2024 5.37%	1,949,235.42 1,949,235.42	99.79 4.78%	1,995,820.00 0.00	1.34% 46,584.58	P-1/A-1+ F1+	0.05 0.04
912828YM6	UNITED STATES TREASURY 1.5 10/31/2024	1,700,000.00	09/24/2021 0.55%	1,749,273.44 1,749,273.44	99.72 4.89%	1,695,280.82 10,671.20	1.14% (53,992.62)	Aaa/AA+ AA+	0.08 0.08
912797MA2	UNITED STATES TREASURY 11/05/2024	2,750,000.00	07/10/2024 5.36%	2,703,547.34 2,703,547.34	99.55 4.73%	2,737,578.86 0.00	1.84% 34,031.52	P-1/A-1+ F1+	0.10 0.10
91282CDH1	UNITED STATES TREASURY 0.75 11/15/2024	2,000,000.00	11/29/2021 0.81%	1,996,328.13 1,996,328.13	99.50 4.84%	1,990,013.06 5,665.76	1.33% (6,315.07)	Aaa/AA+ AA+	0.13 0.12
91282CDN8	UNITED STATES TREASURY 1.0 12/15/2024	900,000.00	12/29/2021 0.99%	900,386.72 900,386.72	99.27 4.60%	893,390.63 2,655.74	0.60% (6,996.10)	Aaa/AA+ AA+	0.21 0.20
912828Z52	UNITED STATES TREASURY 1.375 01/31/2025	2,000,000.00	06/04/2021 0.51%	2,062,500.00 2,062,500.00	98.96 4.55%	1,979,199.22 4,633.15	1.33% (83,300.78)	Aaa/AA+ AA+	0.34 0.33
912828ZC7	UNITED STATES TREASURY 1.125 02/28/2025	1,200,000.00	02/09/2022 1.59%	1,183,359.38 1,183,359.38	98.65 4.45%	1,183,757.81 1,156.08	0.79% 398.43	Aaa/AA+ AA+	0.41 0.41
912828ZF0	UNITED STATES TREASURY 0.5 03/31/2025	2,000,000.00	03/03/2021 0.54%	1,997,031.25 1,997,031.25	98.11 4.38%	1,962,187.50 27.47	1.32% (34,843.75)	Aaa/AA+ AA+	0.50 0.49
912828ZL7	UNITED STATES TREASURY 0.375 04/30/2025	2,000,000.00	04/12/2021 0.66%	1,977,343.75 1,977,343.75	97.76 4.32%	1,955,140.62 3,138.59	1.31% (22,203.13)	Aaa/AA+ AA+	0.58 0.57
912828ZT0	UNITED STATES TREASURY 0.25 05/31/2025	1,800,000.00	10/14/2021 0.78%	1,765,757.81 1,765,757.81	97.42 4.23%	1,753,541.01 1,512.30	1.18% (12,216.80)	Aaa/AA+ AA+	0.67 0.65
91282CAB7	UNITED STATES TREASURY 0.25 07/31/2025	2,000,000.00	12/02/2021 1.06%	1,942,031.25 1,942,031.25	96.90 4.08%	1,938,015.62 842.39	1.30% (4,015.63)	Aaa/AA+ AA+	0.83 0.81
91282CAJ0	UNITED STATES TREASURY 0.25 08/31/2025	1,000,000.00	03/22/2022 2.42%	928,828.13 928,828.13	96.61 4.06%	966,125.00 214.09	0.65% 37,296.87	Aaa/AA+ AA+	0.92 0.90
9128285C0	UNITED STATES TREASURY 3.0 09/30/2025	3,250,000.00	-- 2.90%	3,259,882.81 3,259,882.81	99.04 3.99%	3,218,871.08 267.86	2.16% (41,011.73)	Aaa/AA+ AA+	1.00 0.97

# HOLDINGS REPORT



Murrieta Consolidated | Account | As of September 30, 2024

Cusip	Security Description	Par Value/ Units	Purchase Date Purchase Yield	Cost Value Book Value	Mkt Price Mkt YTM	Market Value Accrued Int.	% of Port. Gain/Loss	Moody's/ S&P/ Fitch	Maturity Duration
9128285J5	UNITED STATES TREASURY 3.0 10/31/2025	2,500,000.00	06/23/2022 3.02%	2,498,632.81 2,498,632.81	99.02 3.94%	2,475,390.63 31,385.87	1.66% (23,242.19)	Aaa/AA+ AA+	1.08 1.04
912828M56	UNITED STATES TREASURY 2.25 11/15/2025	2,500,000.00	06/23/2022 3.11%	2,431,152.34 2,431,152.34	98.21 3.89%	2,455,371.10 21,246.60	1.65% 24,218.76	Aaa/AA+ AA+	1.13 1.08
9128285T3	UNITED STATES TREASURY 2.625 12/31/2025	2,500,000.00	09/14/2022 3.76%	2,412,792.97 2,412,792.97	98.52 3.85%	2,462,988.28 16,584.58	1.65% 50,195.31	Aaa/AA+ AA+	1.25 1.20
9128286L9	UNITED STATES TREASURY 2.25 03/31/2026	2,500,000.00	09/14/2022 3.74%	2,377,832.03 2,377,832.03	97.81 3.77%	2,445,214.85 154.53	1.64% 67,382.82	Aaa/AA+ AA+	1.50 1.45
91282CGV7	UNITED STATES TREASURY 3.75 04/15/2026	2,000,000.00	03/20/2024 4.63%	1,965,703.13 1,965,703.13	100.00 3.75%	2,000,078.12 34,631.15	1.34% 34,374.99	Aaa/AA+ AA+	1.54 1.46
912828U24	UNITED STATES TREASURY 2.0 11/15/2026	3,000,000.00	09/13/2023 4.66%	2,767,031.25 2,767,031.25	96.68 3.64%	2,900,390.64 22,663.04	1.95% 133,359.39	Aaa/AA+ AA+	2.13 2.04
912828YX2	UNITED STATES TREASURY 1.75 12/31/2026	1,750,000.00	12/27/2023 3.96%	1,641,240.23 1,641,240.23	96.03 3.61%	1,680,478.52 7,739.47	1.13% 39,238.29	Aaa/AA+ AA+	2.25 2.16
91282CEF4	UNITED STATES TREASURY 2.5 03/31/2027	2,500,000.00	11/17/2022 4.02%	2,349,414.06 2,349,414.06	97.43 3.59%	2,435,742.20 171.70	1.63% 86,328.14	Aaa/AA+ AA+	2.50 2.39
91282CEW7	UNITED STATES TREASURY 3.25 06/30/2027	1,300,000.00	12/12/2022 3.87%	1,266,687.50 1,266,687.50	99.16 3.57%	1,289,031.25 10,677.31	0.86% 22,343.75	Aaa/AA+ AA+	2.75 2.58
91282CFB2	UNITED STATES TREASURY 2.75 07/31/2027	2,000,000.00	07/26/2023 4.30%	1,887,109.38 1,887,109.38	97.77 3.58%	1,955,390.62 9,266.30	1.31% 68,281.24	Aaa/AA+ AA+	2.83 2.68
91282CFH9	UNITED STATES TREASURY 3.125 08/31/2027	2,500,000.00	01/24/2023 3.65%	2,445,117.19 2,445,117.19	98.76 3.58%	2,469,042.98 6,690.26	1.66% 23,925.79	Aaa/AA+ AA+	2.92 2.75
91282CFM8	UNITED STATES TREASURY 4.125 09/30/2027	1,600,000.00	02/22/2023 4.19%	1,595,500.00 1,595,500.00	101.61 3.56%	1,625,687.50 181.32	1.09% 30,187.50	Aaa/AA+ AA+	3.00 2.80
9128283F5	UNITED STATES TREASURY 2.25 11/15/2027	1,400,000.00	06/07/2023 4.05%	1,298,937.50 1,298,937.50	96.10 3.58%	1,345,367.18 11,898.10	0.90% 46,429.68	Aaa/AA+ AA+	3.13 2.95
9128283W8	UNITED STATES TREASURY 2.75 02/15/2028	2,750,000.00	09/27/2024 3.51%	2,684,257.81 2,684,257.81	97.38 3.58%	2,677,812.50 9,658.63	1.80% (6,445.31)	Aaa/AA+ AA+	3.38 3.17
9128285M8	UNITED STATES TREASURY 3.125 11/15/2028	2,000,000.00	04/22/2024 4.72%	1,870,625.00 1,870,625.00	98.26 3.58%	1,965,156.24 23,607.34	1.32% 94,531.24	Aaa/AA+ AA+	4.13 3.78
<b>Total US Treasury</b>		<b>57,400,000.00</b>	<b>3.10%</b>	<b>55,907,538.63</b>	<b>98.36</b> <b>4.01%</b>	<b>56,452,063.82</b> <b>237,340.82</b>	<b>37.86%</b> <b>544,525.19</b>	<b>Aaa/AA+</b> <b>AA+</b>	<b>1.50</b> <b>1.43</b>
<b>Total Portfolio</b>		<b>149,797,720.29</b>	<b>3.94%</b>	<b>147,064,611.74</b>	<b>97.95</b> <b>4.09%</b>	<b>149,119,740.30</b> <b>852,687.88</b>	<b>100.00%</b> <b>2,055,128.56</b>	<b>Aa2/AA</b> <b>AA</b>	<b>1.87</b> <b>1.65</b>

# HOLDINGS REPORT



Murrieta Consolidated | Account | As of September 30, 2024

Cusip	Security Description	Par Value/ Units	Purchase Date Purchase Yield	Cost Value Book Value	Mkt Price Mkt YTM	Market Value Accrued Int.	% of Port. Gain/Loss	Moody's/ S&P/ Fitch	Maturity Duration
<b>Total Market Value + Accrued</b>						<b>149,972,428.18</b>			



# TRANSACTION LEDGER



Murrieta Consolidated | Account | As of September 30, 2024

Transaction Type	Settlement Date	CUSIP	Quantity	Security Description	Price	Acq/Disp Yield	Amount	Interest Pur/Sold	Total Amount	Gain/Loss
<b>ACQUISITIONS</b>										
Purchase	09/03/2024	31846V567	47,062.50	FIRST AMER:GVT OBLG Z	1.000	5.17%	(47,062.50)	0.00	(47,062.50)	0.00
Purchase	09/04/2024	31846V567	3,751.45	FIRST AMER:GVT OBLG Z	1.000	5.16%	(3,751.45)	0.00	(3,751.45)	0.00
Purchase	09/04/2024	31846V567	832.46	FIRST AMER:GVT OBLG Z	1.000	5.16%	(832.46)	0.00	(832.46)	0.00
Purchase	09/06/2024	31846V567	2,000,000.00	FIRST AMER:GVT OBLG Z	1.000	5.15%	(2,000,000.00)	0.00	(2,000,000.00)	0.00
Purchase	09/06/2024	31846V567	119,638.89	FIRST AMER:GVT OBLG Z	1.000	5.15%	(119,638.89)	0.00	(119,638.89)	0.00
Purchase	09/11/2024	31846V567	104,062.50	FIRST AMER:GVT OBLG Z	1.000	5.15%	(104,062.50)	0.00	(104,062.50)	0.00
Purchase	09/16/2024	31846V567	1,938,111.85	FIRST AMER:GVT OBLG Z	1.000	5.15%	(1,938,111.85)	0.00	(1,938,111.85)	0.00
Purchase	09/16/2024	31846V567	16,982.07	FIRST AMER:GVT OBLG Z	1.000	5.15%	(16,982.07)	0.00	(16,982.07)	0.00
Purchase	09/17/2024	31846V567	2,556.63	FIRST AMER:GVT OBLG Z	1.000	5.15%	(2,556.63)	0.00	(2,556.63)	0.00
Purchase	09/18/2024	31846V567	24,370.33	FIRST AMER:GVT OBLG Z	1.000	5.16%	(24,370.33)	0.00	(24,370.33)	0.00
Purchase	09/18/2024	31846V567	30,207.65	FIRST AMER:GVT OBLG Z	1.000	5.16%	(30,207.65)	0.00	(30,207.65)	0.00
Purchase	09/20/2024	31846V567	25,935.29	FIRST AMER:GVT OBLG Z	1.000	4.90%	(25,935.29)	0.00	(25,935.29)	0.00
Purchase	09/23/2024	31846V567	13,898.84	FIRST AMER:GVT OBLG Z	1.000	4.79%	(13,898.84)	0.00	(13,898.84)	0.00
Purchase	09/23/2024	31846V567	1,633,962.50	FIRST AMER:GVT OBLG Z	1.000	4.79%	(1,633,962.50)	0.00	(1,633,962.50)	0.00
Purchase	09/25/2024	58769GAD5	545,000.00	MBALT 2024-B A3 4.23 02/15/2028	99.983	4.24%	(544,908.28)	0.00	(544,908.28)	0.00
Purchase	09/25/2024	31846V567	41,939.36	FIRST AMER:GVT OBLG Z	1.000	4.78%	(41,939.36)	0.00	(41,939.36)	0.00
Purchase	09/26/2024	31846V567	21,500.00	FIRST AMER:GVT OBLG Z	1.000	4.78%	(21,500.00)	0.00	(21,500.00)	0.00
Purchase	09/30/2024	9128283W8	2,750,000.00	UNITED STATES TREASURY 2.75 02/15/2028	97.609	3.51%	(2,684,257.81)	(9,453.13)	(2,693,710.94)	0.00
Purchase	10/01/2024	64952WFJ7	1,000,000.00	NEW YORK LIFE GLOBAL FUNDING 3.9 10/01/2027	99.982	3.91%	(999,820.00)	0.00	(999,820.00)	0.00
<b>Total Purchase</b>			<b>10,319,812.32</b>				<b>(10,253,798.41)</b>	<b>(9,453.13)</b>	<b>(10,263,251.54)</b>	<b>0.00</b>
<b>TOTAL ACQUISITIONS</b>			<b>10,319,812.32</b>				<b>(10,253,798.41)</b>	<b>(9,453.13)</b>	<b>(10,263,251.54)</b>	<b>0.00</b>
<b>OTHER</b>										
Maturity	09/06/2024	21684XH82	(2,000,000.00)	COÖPERATIEVE RABOBANK U.A., NEW YORK BRANCH 5.9 09/06/2024	100.000	5.90%	2,000,000.00	0.00	2,000,000.00	127.16



# TRANSACTION LEDGER



Murrieta Consolidated | Account | As of September 30, 2024

Transaction Type	Settlement Date	CUSIP	Quantity	Security Description	Price	Acq/Disp Yield	Amount	Interest Pur/Sold	Total Amount	Gain/Loss
Maturity	09/15/2024	91282CCX7	(1,800,000.00)	UNITED STATES TREASURY 0.375 09/15/2024	100.000	0.38%	1,800,000.00	0.00	1,800,000.00	3,515.62
Maturity	09/23/2024	4581X0DZ8	(1,585,000.00)	INTER-AMERICAN DEVELOPMENT BANK 0.5 09/23/2024	100.000	0.50%	1,585,000.00	0.00	1,585,000.00	1,172.90
<b>Total Maturity</b>			<b>(5,385,000.00)</b>				<b>5,385,000.00</b>	<b>0.00</b>	<b>5,385,000.00</b>	<b>4,815.68</b>
Sale	09/25/2024	31846V567	(510,595.50)	FIRST AMER:GVT OBLG Z	1.000	4.78%	510,595.50	0.00	510,595.50	0.00
Sale	09/30/2024	31846V567	(2,547,585.94)	FIRST AMER:GVT OBLG Z	1.000	4.78%	2,547,585.94	0.00	2,547,585.94	0.00
<b>Total Sale</b>			<b>(3,058,181.44)</b>				<b>3,058,181.44</b>	<b>0.00</b>	<b>3,058,181.44</b>	<b>0.00</b>
<b>TOTAL OTHER TRANSACTIONS</b>			<b>(8,443,181.44)</b>				<b>8,443,181.44</b>	<b>0.00</b>	<b>8,443,181.44</b>	<b>4,815.68</b>
<b>OTHER</b>										
Coupon	09/01/2024	3137BM7C4	0.00	FHMS K-051 A2 3.308 09/25/2025		3.30%	3,287.92	0.00	3,287.92	0.00
Coupon	09/01/2024	3137F1G44	0.00	FHMS K-065 A2 3.243 04/25/2027		4.02%	2,702.50	0.00	2,702.50	0.00
Coupon	09/01/2024	3137H5YC5	0.00	FHMS K-748 A2 2.26 01/25/2029		4.13%	2,825.00	0.00	2,825.00	0.00
Coupon	09/01/2024	3137BSP72	0.00	FHMS K-058 A2 2.653 08/25/2026		4.27%	4,421.67	0.00	4,421.67	0.00
Coupon	09/01/2024	3137BVZ82	0.00	FHMS K-063 A2 3.43 01/25/2027		4.47%	2,463.88	0.00	2,463.88	0.00
Coupon	09/01/2024	3137FBU79	0.00	FHMS K-069 A2 3.187 09/25/2027		4.49%	3,313.38	0.00	3,313.38	0.00
Coupon	09/01/2024	3137BTUM1	0.00	FHMS K-061 A2 3.347 11/25/2026		4.94%	2,467.38	0.00	2,467.38	0.00
Coupon	09/01/2024	3137FJEH8	0.00	FHMS K-081 A2 3.9 08/25/2028		5.00%	4,062.50	0.00	4,062.50	0.00
Coupon	09/01/2024	3137F4X72	0.00	FHMS K-075 A2 3.65 02/25/2028		5.13%	3,543.54	0.00	3,543.54	0.00
Coupon	09/06/2024	21684XH82	0.00	COÖPERATIEVE RABOBANK U.A., NEW YORK BRANCH 5.9 09/06/2024		5.90%	119,638.89	0.00	119,638.89	0.00

# TRANSACTION LEDGER



Murrieta Consolidated | Account | As of September 30, 2024

Transaction Type	Settlement Date	CUSIP	Quantity	Security Description	Price	Acq/Disp Yield	Amount	Interest Pur/Sold	Total Amount	Gain/Loss
Coupon	09/11/2024	3130AWTQ3	0.00	FEDERAL HOME LOAN BANKS 4.625 09/11/2026		4.81%	104,062.50	0.00	104,062.50	0.00
Coupon	09/15/2024	47788UAC6	0.00	JDOT 2021 A3 0.36 09/15/2025		0.36%	3.71	0.00	3.71	0.00
Coupon	09/15/2024	91282CCX7	0.00	UNITED STATES TREASURY 0.375 09/15/2024		0.38%	3,375.00	0.00	3,375.00	0.00
Coupon	09/15/2024	44934KAC8	0.00	HART 2021-B A3 0.38 01/15/2026		0.38%	27.28	0.00	27.28	0.00
Coupon	09/15/2024	47789QAC4	0.00	JDOT 2021-B A3 0.52 03/16/2026		0.52%	42.68	0.00	42.68	0.00
Coupon	09/15/2024	47787JAC2	0.00	JDOT 2022 A3 0.36 09/15/2026		2.33%	368.11	0.00	368.11	0.00
Coupon	09/15/2024	02582JIT8	0.00	AMXCA 2022-2 A 05/17/2027		3.40%	2,556.63	0.00	2,556.63	0.00
Coupon	09/15/2024	437076CR1	0.00	HOME DEPOT INC 4.0 09/15/2025		4.13%	20,000.00	0.00	20,000.00	0.00
Coupon	09/15/2024	47800RAD5	0.00	JDOT 2024 A3 4.96 11/15/2028		4.96%	1,384.67	0.00	1,384.67	0.00
Coupon	09/15/2024	161571HT4	0.00	CHAIT 2023-1 A 5.16 09/15/2028		5.17%	5,676.00	0.00	5,676.00	0.00
Coupon	09/15/2024	437918AC9	0.00	HAROT 2024-1 A3 5.21 08/15/2028		5.21%	5,427.08	0.00	5,427.08	0.00
Coupon	09/15/2024	02582JKH2	0.00	AMXCA 2024-1 A 5.23 04/16/2029		5.23%	2,789.33	0.00	2,789.33	0.00
Coupon	09/15/2024	58770JAD6	0.00	MBALT 2024-A A3 5.32 01/18/2028		5.32%	1,551.67	0.00	1,551.67	0.00
Coupon	09/16/2024	362554AC1	0.00	GMCAR 2021-4 A3 0.68 09/16/2026		0.68%	51.78	0.00	51.78	0.00
Coupon	09/16/2024	380146AC4	0.00	GMCAR 2022-1 A3 1.26 11/16/2026		1.26%	100.17	0.00	100.17	0.00
Coupon	09/16/2024	36265WAD5	0.00	GMCAR 2022-3 A3 3.64 04/16/2027		3.64%	816.35	0.00	816.35	0.00
Coupon	09/18/2024	43815PAC3	0.00	HAROT 2022-2 A3 3.73 07/20/2026		3.73%	865.25	0.00	865.25	0.00

# TRANSACTION LEDGER



Murrieta Consolidated | Account | As of September 30, 2024

Transaction Type	Settlement Date	CUSIP	Quantity	Security Description	Price	Acq/Disp Yield	Amount	Interest Pur/Sold	Total Amount	Gain/Loss
Coupon	09/18/2024	857477CL5	0.00	STATE STREET CORP 4.993 03/18/2027		4.99%	30,207.65	0.00	30,207.65	0.00
Coupon	09/20/2024	89236TKJ3	0.00	TOYOTA MOTOR CREDIT CORP 4.55 09/20/2027		4.89%	22,750.00	0.00	22,750.00	0.00
Coupon	09/20/2024	36269FAD8	0.00	GMALT 2024-1 A3 5.09 03/22/2027		5.09%	1,929.96	0.00	1,929.96	0.00
Coupon	09/20/2024	379929AD4	0.00	GMALT 2023-3 A3 5.38 11/20/2026		5.38%	1,255.33	0.00	1,255.33	0.00
Coupon	09/21/2024	43815GAC3	0.00	HAROT 2021-4 A3 0.88 01/21/2026		0.89%	75.86	0.00	75.86	0.00
Coupon	09/22/2024	3133EPWK7	0.00	FEDERAL FARM CREDIT BANKS FUNDING CORP 4.5 09/22/2028		4.71%	45,000.00	0.00	45,000.00	0.00
Coupon	09/23/2024	4581X0DZ8	0.00	INTER-AMERICAN DEVELOPMENT BANK 0.5 09/23/2024		0.50%	3,962.50	0.00	3,962.50	0.00
Coupon	09/25/2024	05602RAD3	0.00	BMWOT 2022-A A3 3.21 08/25/2026		3.21%	485.71	0.00	485.71	0.00
Coupon	09/25/2024	05593AAC3	0.00	BMWLT 2023-1 A3 5.16 11/25/2025		5.16%	456.78	0.00	456.78	0.00
Coupon	09/25/2024	096919AD7	0.00	BMWOT 2024-A A3 5.18 02/26/2029		5.18%	2,590.00	0.00	2,590.00	0.00
Coupon	09/25/2024	05611UAD5	0.00	BMWLT 2024-1 A3 4.98 03/25/2027		5.19%	4,150.00	0.00	4,150.00	0.00
Coupon	09/26/2024	3133EP6K6	0.00	FEDERAL FARM CREDIT BANKS FUNDING CORP 4.5 03/26/2027		4.66%	22,500.00	0.00	22,500.00	0.00
Coupon	09/30/2024	912828ZF0	0.00	UNITED STATES TREASURY 0.5 03/31/2025		0.54%	5,000.00	0.00	5,000.00	0.00
Coupon	09/30/2024	9128285C0	0.00	UNITED STATES TREASURY 3.0 09/30/2025		2.90%	48,750.00	0.00	48,750.00	0.00
Coupon	09/30/2024	9128286L9	0.00	UNITED STATES TREASURY 2.25 03/31/2026		3.74%	28,125.00	0.00	28,125.00	0.00
Coupon	09/30/2024	91282CEF4	0.00	UNITED STATES TREASURY 2.5 03/31/2027		4.02%	31,250.00	0.00	31,250.00	0.00

# TRANSACTION LEDGER



Murrieta Consolidated | Account | As of September 30, 2024

Transaction Type	Settlement Date	CUSIP	Quantity	Security Description	Price	Acq/Disp Yield	Amount	Interest Pur/Sold	Total Amount	Gain/Loss
Coupon	09/30/2024	91282CFM8	0.00	UNITED STATES TREASURY 4.125 09/30/2027		4.19%	33,000.00	0.00	33,000.00	0.00
<b>Total Coupon</b>			<b>0.00</b>				<b>579,313.66</b>	<b>0.00</b>	<b>579,313.66</b>	<b>0.00</b>
Custody Fee	09/26/2024	CCYUSD	(1,000.00)	Cash		0.00%	(1,000.00)	0.00	(1,000.00)	0.00
<b>Total Custody Fee</b>			<b>(1,000.00)</b>				<b>(1,000.00)</b>	<b>0.00</b>	<b>(1,000.00)</b>	<b>0.00</b>
Dividend	09/30/2024	31846V567	0.00	FIRST AMER:GVT OBLG Z		4.78%	14,769.92	0.00	14,769.92	0.00
<b>Total Dividend</b>			<b>0.00</b>				<b>14,769.92</b>	<b>0.00</b>	<b>14,769.92</b>	<b>0.00</b>
Principal Paydown	09/01/2024	3137BM7C4	2,422.19	FHMS K-051 A2 3.308 09/25/2025		3.30%	2,422.19	--	2,422.19	5.11
Principal Paydown	09/01/2024	3137FBU79	1,974.74	FHMS K-069 A2 3.187 09/25/2027		4.52%	1,974.74	--	1,974.74	77.83
Principal Paydown	09/01/2024	3137BTUM1	1,714.66	FHMS K-061 A2 3.347 11/25/2026		4.99%	1,714.66	--	1,714.66	61.55
Principal Paydown	09/15/2024	47788UAC6	10,497.57	JDOT 2021 A3 0.36 09/15/2025		0.36%	10,497.57	--	10,497.57	2.02
Principal Paydown	09/15/2024	44934KAC8	37,344.97	HART 2021-B A3 0.38 01/15/2026		0.38%	37,344.97	--	37,344.97	8.24
Principal Paydown	09/15/2024	47789QAC4	10,464.74	JDOT 2021-B A3 0.52 03/16/2026		0.52%	10,464.74	--	10,464.74	0.94
Principal Paydown	09/15/2024	47787JAC2	15,617.82	JDOT 2022 A3 0.36 09/15/2026		2.33%	15,617.82	--	15,617.82	3.45
Principal Paydown	09/16/2024	362554AC1	9,869.62	GMCAR 2021-4 A3 0.68 09/16/2026		0.68%	9,869.62	--	9,869.62	0.25
Principal Paydown	09/16/2024	380146AC4	9,515.01	GMCAR 2022-1 A3 1.26 11/16/2026		1.26%	9,515.01	--	9,515.01	0.83
Principal Paydown	09/16/2024	36265WAD5	20,170.36	GMCAR 2022-3 A3 3.64 04/16/2027		3.64%	20,170.36	--	20,170.36	0.14
Principal Paydown	09/18/2024	43815PAC3	23,505.08	HAROT 2022-2 A3 3.73 07/20/2026		3.73%	23,505.08	--	23,505.08	1.40
Principal Paydown	09/21/2024	43815GAC3	13,822.98	HAROT 2021-4 A3 0.88 01/21/2026		0.89%	13,822.98	--	13,822.98	2.91
Principal Paydown	09/25/2024	05602RAD3	17,966.00	BMWOT 2022-A A3 3.21 08/25/2026		3.21%	17,966.00	--	17,966.00	0.93

# TRANSACTION LEDGER



Murrieta Consolidated | Account | As of September 30, 2024

Transaction Type	Settlement Date	CUSIP	Quantity	Security Description	Price	Acq/Disp Yield	Amount	Interest Pur/Sold	Total Amount	Gain/Loss
Principal Paydown	09/25/2024	05593AAC3	15,404.29	BMWLT 2023-1 A3 5.16 11/25/2025		5.16%	15,404.29	--	15,404.29	0.37
<b>Total Principal Paydown</b>			<b>190,290.03</b>				<b>190,290.03</b>	<b>--</b>	<b>190,290.03</b>	<b>165.98</b>
<b>TOTAL OTHER TRANSACTIONS</b>			<b>189,290.03</b>				<b>783,373.61</b>	<b>0.00</b>	<b>783,373.61</b>	<b>165.98</b>

# INCOME EARNED



Murrieta Consolidated | Account | As of September 30, 2024

Cusip	Security Description	Trade Date Settle Date Units	Book Value: Begin Book Value: Acq Book Value: Disp Book Value: End	Prior Accrued Inc. Received Ending Accrued Total Interest	Accr. Of Discount Amort. Of Premium Net Accret/Amort Income Earned	Total Income
31846V567			481,584.33 6,024,812.32 (3,058,181.44) 3,448,215.21	0.00 4,583.91 0.00 4,583.91	0.00 0.00 0.00 4,583.91	4,583.91
<b>Total</b>		<b>3,448,215.21</b>	<b>481,584.33 6,024,812.32 (3,058,181.44) 3,448,215.21</b>	<b>0.00 4,583.91 0.00 4,583.91</b>	<b>0.00 0.00 0.00 4,583.91</b>	<b>4,583.91</b>
<b>CASH &amp; EQUIVALENTS</b>						
CCYUSD	Payable		0.00 0.00 0.00 (999,820.00)	0.00 0.00 0.00 0.00	0.00 0.00 0.00 0.00	0.00
CCYUSD	Receivable		51,646.41 0.00 0.00 14,769.92	0.00 0.00 0.00 0.00	0.00 0.00 0.00 0.00	0.00
<b>Total Cash &amp; Equivalents</b>		<b>(985,050.08)</b>	<b>51,646.41 0.00 0.00 (985,050.08)</b>	<b>0.00 0.00 0.00 0.00</b>	<b>0.00 0.00 0.00 0.00</b>	<b>0.00</b>
<b>FIXED INCOME</b>						
00440EAV9	CHUBB INA HOLDINGS LLC 3.35 05/03/2026	09/13/2023 09/15/2023 1,000,000.00	954,220.00 0.00 0.00 954,220.00	10,980.56 0.00 13,772.22 2,791.67	0.00 0.00 0.00 2,791.67	2,791.67
009158AY2	AIR PRODUCTS AND CHEMICALS INC 1.85 05/15/2027	02/09/2024 02/13/2024 1,500,000.00	1,371,945.00 0.00 0.00 1,371,945.00	8,170.83 0.00 10,483.33 2,312.50	0.00 0.00 0.00 2,312.50	2,312.50
023135BC9	AMAZON.COM INC 3.15 08/22/2027	07/30/2024 07/30/2024 1,000,000.00	960,450.00 0.00 0.00 960,450.00	787.50 0.00 3,412.50 2,625.00	0.00 0.00 0.00 2,625.00	2,625.00

# INCOME EARNED



Murrieta Consolidated | Account | As of September 30, 2024

Cusip	Security Description	Trade Date Settle Date Units	Book Value: Begin Book Value: Acq Book Value: Disp Book Value: End	Prior Accrued Inc. Received Ending Accrued Total Interest	Accr. Of Discount Amort. Of Premium Net Accret/Amort Income Earned	Total Income
023135CN4	AMAZON.COM INC 4.6 12/01/2025	11/29/2022 12/01/2022 425,000.00	424,974.50 0.00 0.00 424,974.50	4,887.50 0.00 6,516.67 1,629.17	0.00 0.00 0.00 1,629.17	1,629.17
02582JIT8	AMXCA 2022-2 A 05/17/2027	05/17/2022 05/24/2022 905,000.00	904,799.81 0.00 0.00 904,799.81	1,363.53 2,556.63 1,363.53 2,556.63	0.00 0.00 0.00 2,556.63	2,556.63
02582JKH2	AMXCA 2024-1 A 5.23 04/16/2029	04/16/2024 04/23/2024 640,000.00	639,868.80 0.00 0.00 639,868.80	1,487.64 2,789.33 1,487.64 2,789.33	0.00 0.00 0.00 2,789.33	2,789.33
037833BY5	APPLE INC 3.25 02/23/2026	02/22/2023 02/28/2023 1,000,000.00	959,390.00 0.00 0.00 959,390.00	722.22 0.00 3,430.56 2,708.33	0.00 0.00 0.00 2,708.33	2,708.33
05593AAC3	BMWLT 2023-1 A3 5.16 11/25/2025	02/07/2023 02/15/2023 90,824.41	106,226.17 0.00 (15,403.92) 90,822.25	91.36 456.78 78.11 443.53	0.00 0.00 0.00 443.53	443.53
05602RAD3	BMWOT 2022-A A3 3.21 08/25/2026	05/10/2022 05/18/2022 163,609.51	181,566.07 0.00 (17,965.07) 163,601.00	97.14 485.71 87.53 476.10	0.00 0.00 0.00 476.10	476.10
05611UAD5	BMWLT 2024-1 A3 4.98 03/25/2027	06/20/2024 06/21/2024 1,000,000.00	994,687.50 0.00 0.00 994,687.50	830.00 4,150.00 830.00 4,150.00	0.00 0.00 0.00 4,150.00	4,150.00
06406RBC0	BANK OF NEW YORK MELLON CORP 3.35 04/25/2025	04/19/2022 04/26/2022 900,000.00	899,874.00 0.00 0.00 899,874.00	10,552.50 0.00 13,065.00 2,512.50	0.00 0.00 0.00 2,512.50	2,512.50
06428CAA2	BANK OF AMERICA NA 5.526 08/18/2026	09/13/2023 09/15/2023 1,000,000.00	998,810.00 0.00 0.00 998,810.00	1,995.50 0.00 6,600.50 4,605.00	0.00 0.00 0.00 4,605.00	4,605.00

# INCOME EARNED



Murrieta Consolidated | Account | As of September 30, 2024

Cusip	Security Description	Trade Date Settle Date Units	Book Value: Begin Book Value: Acq Book Value: Disp Book Value: End	Prior Accrued Inc. Received Ending Accrued Total Interest	Accr. Of Discount Amort. Of Premium Net Accret/Amort Income Earned	Total Income
09290DAH4	BLACKROCK FUNDING INC 4.6 07/26/2027	07/18/2024 07/26/2024 750,000.00	750,645.00 0.00 0.00 750,645.00	3,354.17 0.00 6,229.17 2,875.00	0.00 0.00 0.00 2,875.00	2,875.00
096919AD7	BMWOT 2024-A A3 5.18 02/26/2029	06/04/2024 06/11/2024 600,000.00	599,908.86 0.00 0.00 599,908.86	518.00 2,590.00 518.00 2,590.00	0.00 0.00 0.00 2,590.00	2,590.00
14913R2V8	CATERPILLAR FINANCIAL SERVICES CORP 3.4 05/13/2025	05/10/2022 05/13/2022 480,000.00	479,390.40 0.00 0.00 479,390.40	4,896.00 0.00 6,256.00 1,360.00	0.00 0.00 0.00 1,360.00	1,360.00
14913R2Z9	CATERPILLAR FINANCIAL SERVICES CORP 3.65 08/12/2025	08/08/2022 08/12/2022 1,375,000.00	1,373,336.25 0.00 0.00 1,373,336.25	2,648.78 0.00 6,831.08 4,182.29	0.00 0.00 0.00 4,182.29	4,182.29
161571HT4	CHAIT 2023-1 A 5.16 09/15/2028	09/07/2023 09/15/2023 1,320,000.00	1,319,634.10 0.00 0.00 1,319,634.10	3,027.20 5,676.00 3,027.20 5,676.00	0.00 0.00 0.00 5,676.00	5,676.00
17275RBQ4	CISCO SYSTEMS INC 4.8 02/26/2027	02/29/2024 03/04/2024 1,500,000.00	1,500,810.00 0.00 0.00 1,500,810.00	1,000.00 0.00 7,000.00 6,000.00	0.00 0.00 0.00 6,000.00	6,000.00
21684XH82	COÖPERATIEVE RABOBANK U.A., NEW YORK BRANCH 5.9 09/06/2024	09/13/2023 09/14/2023 0.00	1,999,872.84 0.00 (1,999,872.84) 0.00	118,000.00 119,638.89 0.00 1,638.89	0.00 0.00 0.00 1,638.89	1,638.89
24422EXF1	JOHN DEERE CAPITAL CORP 4.5 01/08/2027	01/10/2024 01/17/2024 1,000,000.00	999,460.00 0.00 0.00 999,460.00	6,625.00 0.00 10,375.00 3,750.00	0.00 0.00 0.00 3,750.00	3,750.00
26442UAA2	DUKE ENERGY PROGRESS LLC 3.25 08/15/2025	06/23/2022 06/27/2022 1,000,000.00	990,710.00 0.00 0.00 990,710.00	1,444.44 0.00 4,152.78 2,708.33	0.00 0.00 0.00 2,708.33	2,708.33



# INCOME EARNED



Murrieta Consolidated | Account | As of September 30, 2024

Cusip	Security Description	Trade Date Settle Date Units	Book Value: Begin Book Value: Acq Book Value: Disp Book Value: End	Prior Accrued Inc. Received Ending Accrued Total Interest	Accr. Of Discount Amort. Of Premium Net Accret/Amort Income Earned	Total Income
3130AQF40	FEDERAL HOME LOAN BANKS 1.0 12/20/2024	12/21/2021 12/22/2021 1,400,000.00	1,398,768.00 0.00 0.00 1,398,768.00	2,761.11 0.00 3,927.78 1,166.67	0.00 0.00 0.00 1,166.67	1,166.67
3130AVVX7	FEDERAL HOME LOAN BANKS 3.75 06/09/2028	06/07/2023 06/09/2023 1,120,000.00	1,107,243.20 0.00 0.00 1,107,243.20	9,566.67 0.00 13,066.67 3,500.00	0.00 0.00 0.00 3,500.00	3,500.00
3130AWC24	FEDERAL HOME LOAN BANKS 4.0 06/09/2028	07/06/2023 07/10/2023 2,000,000.00	1,956,940.00 0.00 0.00 1,956,940.00	18,222.22 0.00 24,888.89 6,666.67	0.00 0.00 0.00 6,666.67	6,666.67
3130AWLZ1	FEDERAL HOME LOAN BANKS 4.75 06/12/2026	08/16/2023 08/17/2023 2,000,000.00	1,998,620.00 0.00 0.00 1,998,620.00	20,847.22 0.00 28,763.89 7,916.67	0.00 0.00 0.00 7,916.67	7,916.67
3130AWTQ3	FEDERAL HOME LOAN BANKS 4.625 09/11/2026	4,500,000.00	4,476,030.00 0.00 0.00 4,476,030.00	98,281.25 104,062.50 11,562.50 17,343.75	0.00 0.00 0.00 17,343.75	17,343.75
3130AXU63	FEDERAL HOME LOAN BANKS 4.625 11/17/2026	11/30/2023 12/01/2023 1,750,000.00	1,754,427.50 0.00 0.00 1,754,427.50	23,381.94 0.00 30,126.74 6,744.79	0.00 0.00 0.00 6,744.79	6,744.79
3130AYPNO	FEDERAL HOME LOAN BANKS 4.125 01/15/2027	01/30/2024 01/31/2024 2,000,000.00	1,995,560.00 0.00 0.00 1,995,560.00	10,541.67 0.00 17,416.67 6,875.00	0.00 0.00 0.00 6,875.00	6,875.00
3130BOTY5	FEDERAL HOME LOAN BANKS 4.75 04/09/2027	04/10/2024 04/15/2024 1,500,000.00	1,496,115.00 0.00 0.00 1,496,115.00	27,708.33 0.00 33,645.83 5,937.50	0.00 0.00 0.00 5,937.50	5,937.50
3133ENKS8	FEDERAL FARM CREDIT BANKS FUNDING CORP 1.125 01/06/2025	01/06/2022 01/11/2022 755,000.00	753,301.25 0.00 0.00 753,301.25	1,297.66 0.00 2,005.47 707.81	0.00 0.00 0.00 707.81	707.81

# INCOME EARNED



Murrieta Consolidated | Account | As of September 30, 2024

Cusip	Security Description	Trade Date Settle Date Units	Book Value: Begin Book Value: Acq Book Value: Disp Book Value: End	Prior Accrued Inc. Received Ending Accrued Total Interest	Accr. Of Discount Amort. Of Premium Net Accret/Amort Income Earned	Total Income
3133ENPG9	FEDERAL FARM CREDIT BANKS FUNDING CORP 1.75 02/14/2025	02/25/2022 02/28/2022 1,200,000.00	1,197,456.00 0.00 0.00 1,197,456.00	991.67 0.00 2,741.67 1,750.00	0.00 0.00 0.00 1,750.00	1,750.00
3133EP6K6	FEDERAL FARM CREDIT BANKS FUNDING CORP 4.5 03/26/2027	04/08/2024 04/09/2024 1,000,000.00	995,520.00 0.00 0.00 995,520.00	19,375.00 22,500.00 625.00 3,750.00	0.00 0.00 0.00 3,750.00	3,750.00
3133EPSW6	FEDERAL FARM CREDIT BANKS FUNDING CORP 4.5 08/14/2026	08/09/2023 08/14/2023 2,405,000.00	2,399,468.50 0.00 0.00 2,399,468.50	5,110.63 0.00 14,129.38 9,018.75	0.00 0.00 0.00 9,018.75	9,018.75
3133EPW68	FEDERAL FARM CREDIT BANKS FUNDING CORP 4.125 01/22/2026	01/24/2024 01/25/2024 1,400,000.00	1,392,860.00 0.00 0.00 1,392,860.00	6,256.25 0.00 11,068.75 4,812.50	0.00 0.00 0.00 4,812.50	4,812.50
3133EPWK7	FEDERAL FARM CREDIT BANKS FUNDING CORP 4.5 09/22/2028	10/12/2023 10/16/2023 2,000,000.00	1,981,460.00 0.00 0.00 1,981,460.00	39,750.00 45,000.00 2,250.00 7,500.00	0.00 0.00 0.00 7,500.00	7,500.00
3133EPZY4	FEDERAL FARM CREDIT BANKS FUNDING CORP 5.0 07/30/2026	11/09/2023 11/10/2023 2,000,000.00	2,007,480.00 0.00 0.00 2,007,480.00	8,611.11 0.00 16,944.44 8,333.33	0.00 0.00 0.00 8,333.33	8,333.33
3133ERDZ1	FEDERAL FARM CREDIT BANKS FUNDING CORP 4.75 05/08/2026	05/20/2024 05/21/2024 1,000,000.00	997,690.00 0.00 0.00 997,690.00	14,909.72 0.00 18,868.06 3,958.33	0.00 0.00 0.00 3,958.33	3,958.33
3133ERFJ5	FEDERAL FARM CREDIT BANKS FUNDING CORP 4.5 05/20/2027	05/20/2024 05/21/2024 1,000,000.00	994,830.00 0.00 0.00 994,830.00	12,625.00 0.00 16,375.00 3,750.00	0.00 0.00 0.00 3,750.00	3,750.00
3137BM7C4	FHMS K-051 A2 3.308 09/25/2025	06/23/2022 06/28/2022 1,190,293.87	1,190,200.17 0.00 (2,417.08) 1,187,783.09	3,287.92 3,287.92 3,281.24 3,281.24	0.00 0.00 0.00 3,281.24	3,281.24

# INCOME EARNED



Murrieta Consolidated | Account | As of September 30, 2024

Cusip	Security Description	Trade Date Settle Date Units	Book Value: Begin Book Value: Acq Book Value: Disp Book Value: End	Prior Accrued Inc. Received Ending Accrued Total Interest	Accr. Of Discount Amort. Of Premium Net Accret/Amort Income Earned	Total Income
3137BSP72	FHMS K-058 A2 2.653 08/25/2026	02/09/2023 02/14/2023 2,000,000.00	1,890,546.88 0.00 0.00 1,890,546.88	4,421.67 4,421.67 4,421.67 4,421.67	0.00 0.00 0.00 4,421.67	4,421.67
3137BTUM1	FHMS K-061 A2 3.347 11/25/2026	09/22/2022 09/27/2022 882,915.96	852,873.77 0.00 (1,653.11) 851,220.66	2,467.38 2,467.38 2,462.60 2,462.60	0.00 0.00 0.00 2,462.60	2,462.60
3137BVZ82	FHMS K-063 A2 3.43 01/25/2027	862,000.00	839,600.51 0.00 0.00 839,600.51	2,463.88 2,463.88 2,463.88 2,463.88	0.00 0.00 0.00 2,463.88	2,463.88
3137F1G44	FHMS K-065 A2 3.243 04/25/2027	09/19/2022 09/22/2022 1,000,000.00	965,468.75 0.00 0.00 965,468.75	2,702.50 2,702.50 2,702.50 2,702.50	0.00 0.00 0.00 2,702.50	2,702.50
3137F4X72	FHMS K-075 A2 3.65 02/25/2028	09/14/2023 09/19/2023 1,165,000.00	1,107,478.13 0.00 0.00 1,107,478.13	3,543.54 3,543.54 3,543.54 3,543.54	0.00 0.00 0.00 3,543.54	3,543.54
3137FBU79	FHMS K-069 A2 3.187 09/25/2027	05/18/2023 05/23/2023 1,245,611.84	1,198,414.13 0.00 (1,896.91) 1,196,517.22	3,313.38 3,313.38 3,308.14 3,308.14	0.00 0.00 0.00 3,308.14	3,308.14
3137FJEH8	FHMS K-081 A2 3.9 08/25/2028	05/28/2024 05/31/2024 1,250,000.00	1,197,265.63 0.00 0.00 1,197,265.63	4,062.50 4,062.50 4,062.50 4,062.50	0.00 0.00 0.00 4,062.50	4,062.50
3137H5YC5	FHMS K-748 A2 2.26 01/25/2029	08/19/2024 08/22/2024 1,500,000.00	1,385,332.03 0.00 0.00 1,385,332.03	2,825.00 2,825.00 2,825.00 2,825.00	0.00 0.00 0.00 2,825.00	2,825.00
341081GN1	FLORIDA POWER & LIGHT CO 4.4 05/15/2028	05/22/2023 05/24/2023 1,500,000.00	1,484,025.00 0.00 0.00 1,484,025.00	19,433.33 0.00 24,933.33 5,500.00	0.00 0.00 0.00 5,500.00	5,500.00

# INCOME EARNED



Murrieta Consolidated | Account | As of September 30, 2024

Cusip	Security Description	Trade Date Settle Date Units	Book Value: Begin Book Value: Acq Book Value: Disp Book Value: End	Prior Accrued Inc. Received Ending Accrued Total Interest	Accr. Of Discount Amort. Of Premium Net Accret/Amort Income Earned	Total Income
362554AC1	GMCAR 2021-4 A3 0.68 09/16/2026	10/13/2021 10/21/2021 81,512.36	91,379.65 0.00 (9,869.37) 81,510.29	25.89 51.78 23.10 48.98	0.00 0.00 0.00 48.98	48.98
36265WAD5	GMCAR 2022-3 A3 3.64 04/16/2027	07/06/2022 07/13/2022 248,955.89	269,124.39 0.00 (20,170.22) 248,954.17	408.17 816.35 377.58 785.76	0.00 0.00 0.00 785.76	785.76
36269FAD8	GMALT 2024-1 A3 5.09 03/22/2027	02/08/2024 02/15/2024 455,000.00	454,943.13 0.00 0.00 454,943.13	707.65 1,929.96 707.65 1,929.96	0.00 0.00 0.00 1,929.96	1,929.96
379929AD4	GMALT 2023-3 A3 5.38 11/20/2026	08/08/2023 08/16/2023 280,000.00	279,966.43 0.00 0.00 279,966.43	460.29 1,255.33 460.29 1,255.33	0.00 0.00 0.00 1,255.33	1,255.33
380146AC4	GMCAR 2022-1 A3 1.26 11/16/2026	01/11/2022 01/19/2022 85,883.99	95,390.71 0.00 (9,514.18) 85,876.52	50.08 100.17 45.09 95.17	0.00 0.00 0.00 95.17	95.17
437076CR1	HOME DEPOT INC 4.0 09/15/2025	09/14/2022 09/19/2022 1,000,000.00	996,380.00 0.00 0.00 996,380.00	18,444.44 20,000.00 1,777.78 3,333.33	0.00 0.00 0.00 3,333.33	3,333.33
437076DB5	HOME DEPOT INC 4.875 06/25/2027	06/25/2024 740,000.00	738,545.60 0.00 0.00 738,545.60	6,613.75 0.00 9,620.00 3,006.25	0.00 0.00 0.00 3,006.25	3,006.25
437918AC9	HAROT 2024-1 A3 5.21 08/15/2028	02/13/2024 02/21/2024 1,250,000.00	1,249,945.63 0.00 0.00 1,249,945.63	2,894.44 5,427.08 2,894.44 5,427.08	0.00 0.00 0.00 5,427.08	5,427.08
43815GAC3	HAROT 2021-4 A3 0.88 01/21/2026	11/16/2021 11/24/2021 89,617.49	103,418.67 0.00 (13,820.07) 89,598.60	25.29 75.86 21.91 72.48	0.00 0.00 0.00 72.48	72.48

# INCOME EARNED



Murrieta Consolidated | Account | As of September 30, 2024

Cusip	Security Description	Trade Date Settle Date Units	Book Value: Begin Book Value: Acq Book Value: Disp Book Value: End	Prior Accrued Inc. Received Ending Accrued Total Interest	Accr. Of Discount Amort. Of Premium Net Accret/Amort Income Earned	Total Income
43815PAC3	HAROT 2022-2 A3 3.73 07/20/2026	08/15/2022 08/24/2022 254,859.33	278,347.82 0.00 (23,503.68) 254,844.14	374.94 865.25 343.28 833.59	0.00 0.00 0.00 833.59	833.59
438516CB0	HONEYWELL INTERNATIONAL INC 1.35 06/01/2025	03/09/2022 03/11/2022 1,000,000.00	970,280.00 0.00 0.00 970,280.00	3,375.00 0.00 4,500.00 1,125.00	0.00 0.00 0.00 1,125.00	1,125.00
44934KAC8	HART 2021-B A3 0.38 01/15/2026	07/20/2021 07/28/2021 48,798.02	86,123.97 0.00 (37,336.73) 48,787.25	14.55 27.28 8.24 20.97	0.00 0.00 0.00 20.97	20.97
4581X0DZ8	INTER-AMERICAN DEVELOPMENT BANK 0.5 09/23/2024	09/15/2021 09/23/2021 0.00	1,583,827.10 0.00 (1,583,827.10) 0.00	3,478.19 3,962.50 0.00 484.31	0.00 0.00 0.00 484.31	484.31
459058KT9	INTERNATIONAL BANK FOR RECONSTRUCTION AND DEVELOPM 3.5 07/12/2028	07/24/2023 07/26/2023 500,000.00	483,115.00 0.00 0.00 483,115.00	2,381.94 0.00 3,840.28 1,458.33	0.00 0.00 0.00 1,458.33	1,458.33
47787JAC2	JDOT 2022 A3 0.36 09/15/2026	03/10/2022 03/16/2022 174,784.25	190,359.96 0.00 (15,614.37) 174,745.59	196.33 368.11 180.22 352.01	0.00 0.00 0.00 352.01	352.01
47788UAC6	JDOT 2021 A3 0.36 09/15/2025	03/02/2021 03/10/2021 1,863.52	12,358.71 0.00 (10,495.55) 1,863.16	1.98 3.71 0.30 2.03	0.00 0.00 0.00 2.03	2.03
47789QAC4	JDOT 2021-B A3 0.52 03/16/2026	07/13/2021 07/21/2021 88,024.73	98,480.68 0.00 (10,463.80) 88,016.88	22.76 42.68 20.34 40.26	0.00 0.00 0.00 40.26	40.26
47800RAD5	JDOT 2024 A3 4.96 11/15/2028	03/11/2024 03/19/2024 335,000.00	334,981.24 0.00 0.00 334,981.24	738.49 1,384.67 738.49 1,384.67	0.00 0.00 0.00 1,384.67	1,384.67

# INCOME EARNED



Murrieta Consolidated | Account | As of September 30, 2024

Cusip	Security Description	Trade Date Settle Date Units	Book Value: Begin Book Value: Acq Book Value: Disp Book Value: End	Prior Accrued Inc. Received Ending Accrued Total Interest	Accr. Of Discount Amort. Of Premium Net Accret/Amort Income Earned	Total Income
48125LRU8	JPMORGAN CHASE BANK NA 5.11 12/08/2026	12/08/2023 1,575,000.00	1,576,460.00 0.00 0.00 1,576,460.00	18,555.69 0.00 25,262.56 6,706.88	0.00 0.00 0.00 6,706.88	6,706.88
532457CP1	ELI LILLY AND CO 4.15 08/14/2027	08/22/2024 08/23/2024 1,250,000.00	1,251,637.50 0.00 0.00 1,251,637.50	2,449.65 0.00 6,772.57 4,322.92	0.00 0.00 0.00 4,322.92	4,322.92
57629W6F2	MASSMUTUAL GLOBAL FUNDING II 4.5 04/10/2026	04/04/2023 04/12/2023 750,000.00	749,482.50 0.00 0.00 749,482.50	13,218.75 0.00 16,031.25 2,812.50	0.00 0.00 0.00 2,812.50	2,812.50
58769GAD5	MBALT 2024-B A3 4.23 02/15/2028	09/17/2024 09/25/2024 545,000.00	0.00 544,908.28 0.00 544,908.28	0.00 0.00 384.23 384.23	0.00 0.00 0.00 384.23	384.23
58770JAD6	MBALT 2024-A A3 5.32 01/18/2028	05/17/2024 05/23/2024 350,000.00	349,959.05 0.00 0.00 349,959.05	827.56 1,551.67 827.56 1,551.67	0.00 0.00 0.00 1,551.67	1,551.67
58989V2F0	MET TOWER GLOBAL FUNDING 5.4 06/20/2026	06/12/2023 06/20/2023 1,000,000.00	1,000,440.00 0.00 0.00 1,000,440.00	10,650.00 0.00 15,150.00 4,500.00	0.00 0.00 0.00 4,500.00	4,500.00
61747YET8	MORGAN STANLEY 4.679 07/17/2026	09/14/2022 09/16/2022 1,000,000.00	994,030.00 0.00 0.00 994,030.00	5,718.78 0.00 9,617.94 3,899.17	0.00 0.00 0.00 3,899.17	3,899.17
62479LQ40	MUFG Bank, Ltd. - New York Branch 03/04/2025	06/07/2024 06/07/2024 2,700,000.00	2,594,902.50 0.00 0.00 2,594,902.50	0.00 0.00 0.00 0.00	0.00 0.00 0.00 0.00	0.00
63743HFE7	NATIONAL RURAL UTILITIES COOPERATIVE FINANCE CORP 3.45 06/15/2025	1,105,000.00	1,099,973.65 0.00 0.00 1,099,973.65	8,048.08 0.00 11,224.96 3,176.88	0.00 0.00 0.00 3,176.88	3,176.88

# INCOME EARNED



Murrieta Consolidated | Account | As of September 30, 2024

Cusip	Security Description	Trade Date Settle Date Units	Book Value: Begin Book Value: Acq Book Value: Disp Book Value: End	Prior Accrued Inc. Received Ending Accrued Total Interest	Accr. Of Discount Amort. Of Premium Net Accret/Amort Income Earned	Total Income
64952WFJ7	NEW YORK LIFE GLOBAL FUNDING 3.9 10/01/2027	09/25/2024 10/01/2024 1,000,000.00	0.00 999,820.00 0.00 999,820.00	0.00 0.00 0.00 0.00	0.00 0.00 0.00 0.00	0.00
665859AW4	NORTHERN TRUST CORP 4.0 05/10/2027	09/14/2022 09/16/2022 1,000,000.00	990,460.00 0.00 0.00 990,460.00	12,333.33 0.00 15,666.67 3,333.33	0.00 0.00 0.00 3,333.33	3,333.33
69371RS56	PACCAR FINANCIAL CORP 5.05 08/10/2026	1,450,000.00	1,451,925.00 0.00 0.00 1,451,925.00	4,271.46 0.00 10,373.54 6,102.08	0.00 0.00 0.00 6,102.08	6,102.08
713448FW3	PEPSICO INC 5.125 11/10/2026	11/08/2023 11/10/2023 510,000.00	509,862.30 0.00 0.00 509,862.30	8,059.06 0.00 10,237.19 2,178.13	0.00 0.00 0.00 2,178.13	2,178.13
74456QBU9	PUBLIC SERVICE ELECTRIC AND GAS CO 3.7 05/01/2028	06/22/2023 06/26/2023 750,000.00	715,005.00 0.00 0.00 715,005.00	9,250.00 0.00 11,562.50 2,312.50	0.00 0.00 0.00 2,312.50	2,312.50
78016EYM3	ROYAL BANK OF CANADA 1.6 01/21/2025	01/12/2022 01/21/2022 1,000,000.00	1,000,000.00 0.00 0.00 1,000,000.00	1,777.78 0.00 3,111.11 1,333.33	0.00 0.00 0.00 1,333.33	1,333.33
78016HZT0	ROYAL BANK OF CANADA 4.875 01/19/2027	01/10/2024 01/19/2024 1,245,000.00	1,244,688.75 0.00 0.00 1,244,688.75	7,080.94 0.00 12,138.75 5,057.81	0.00 0.00 0.00 5,057.81	5,057.81
857477BR3	STATE STREET CORP 1.746 02/06/2026	02/02/2022 02/07/2022 335,000.00	335,000.00 0.00 0.00 335,000.00	406.19 0.00 893.61 487.43	0.00 0.00 0.00 487.43	487.43
857477CL5	STATE STREET CORP 4.993 03/18/2027	03/13/2024 03/18/2024 1,210,000.00	1,210,000.00 0.00 0.00 1,210,000.00	27,354.71 30,207.65 2,181.66 5,034.61	0.00 0.00 0.00 5,034.61	5,034.61

# INCOME EARNED



Murrieta Consolidated | Account | As of September 30, 2024

Cusip	Security Description	Trade Date Settle Date Units	Book Value: Begin Book Value: Acq Book Value: Disp Book Value: End	Prior Accrued Inc. Received Ending Accrued Total Interest	Accr. Of Discount Amort. Of Premium Net Accret/Amort Income Earned	Total Income
89115A2A9	TORONTO-DOMINION BANK 3.766 06/06/2025	06/02/2022 06/08/2022 1,000,000.00	1,001,830.00 0.00 0.00 1,001,830.00	8,891.94 0.00 12,030.28 3,138.33	0.00 0.00 0.00 3,138.33	3,138.33
89233GNX0	Toyota Motor Credit Corporation 01/31/2025	05/21/2024 05/21/2024 2,000,000.00	1,925,625.00 0.00 0.00 1,925,625.00	0.00 0.00 0.00 0.00	0.00 0.00 0.00 0.00	0.00
89236TKJ3	TOYOTA MOTOR CREDIT CORP 4.55 09/20/2027	06/20/2024 06/21/2024 1,000,000.00	989,900.00 0.00 0.00 989,900.00	20,348.61 22,750.00 1,390.28 3,791.67	0.00 0.00 0.00 3,791.67	3,791.67
912797KU0	UNITED STATES TREASURY 10/17/2024	04/22/2024 04/23/2024 2,000,000.00	1,949,235.42 0.00 0.00 1,949,235.42	0.00 0.00 0.00 0.00	0.00 0.00 0.00 0.00	0.00
912797MA2	UNITED STATES TREASURY 11/05/2024	07/10/2024 07/11/2024 2,750,000.00	2,703,547.34 0.00 0.00 2,703,547.34	0.00 0.00 0.00 0.00	0.00 0.00 0.00 0.00	0.00
9128283F5	UNITED STATES TREASURY 2.25 11/15/2027	06/07/2023 06/09/2023 1,400,000.00	1,298,937.50 0.00 0.00 1,298,937.50	9,330.16 0.00 11,898.10 2,567.93	0.00 0.00 0.00 2,567.93	2,567.93
9128283W8	UNITED STATES TREASURY 2.75 02/15/2028	09/27/2024 09/30/2024 2,750,000.00	2,684,257.81 0.00 2,684,257.81	0.00 (9,453.13) 9,658.63 205.50	0.00 0.00 0.00 205.50	205.50
9128285C0	UNITED STATES TREASURY 3.0 09/30/2025	3,250,000.00	3,259,882.81 0.00 0.00 3,259,882.81	41,024.59 48,750.00 267.86 7,993.27	0.00 0.00 0.00 7,993.27	7,993.27
9128285J5	UNITED STATES TREASURY 3.0 10/31/2025	06/23/2022 06/24/2022 2,500,000.00	2,498,632.81 0.00 0.00 2,498,632.81	25,271.74 0.00 31,385.87 6,114.13	0.00 0.00 0.00 6,114.13	6,114.13



# INCOME EARNED



Murrieta Consolidated | Account | As of September 30, 2024

Cusip	Security Description	Trade Date Settle Date Units	Book Value: Begin Book Value: Acq Book Value: Disp Book Value: End	Prior Accrued Inc. Received Ending Accrued Total Interest	Accr. Of Discount Amort. Of Premium Net Accret/Amort Income Earned	Total Income
9128285M8	UNITED STATES TREASURY 3.125 11/15/2028	04/22/2024 04/23/2024 2,000,000.00	1,870,625.00 0.00 0.00 1,870,625.00	18,512.23 0.00 23,607.34 5,095.11	0.00 0.00 0.00 5,095.11	5,095.11
9128285T3	UNITED STATES TREASURY 2.625 12/31/2025	09/14/2022 09/15/2022 2,500,000.00	2,412,792.97 0.00 0.00 2,412,792.97	11,234.71 0.00 16,584.58 5,349.86	0.00 0.00 0.00 5,349.86	5,349.86
9128286L9	UNITED STATES TREASURY 2.25 03/31/2026	09/14/2022 09/15/2022 2,500,000.00	2,377,832.03 0.00 0.00 2,377,832.03	23,668.03 28,125.00 154.53 4,611.50	0.00 0.00 0.00 4,611.50	4,611.50
912828M56	UNITED STATES TREASURY 2.25 11/15/2025	06/23/2022 06/24/2022 2,500,000.00	2,431,152.34 0.00 0.00 2,431,152.34	16,661.01 0.00 21,246.60 4,585.60	0.00 0.00 0.00 4,585.60	4,585.60
912828U24	UNITED STATES TREASURY 2.0 11/15/2026	09/13/2023 09/14/2023 3,000,000.00	2,767,031.25 0.00 0.00 2,767,031.25	17,771.74 0.00 22,663.04 4,891.30	0.00 0.00 0.00 4,891.30	4,891.30
912828YM6	UNITED STATES TREASURY 1.5 10/31/2024	09/24/2021 09/27/2021 1,700,000.00	1,749,273.44 0.00 0.00 1,749,273.44	8,592.39 0.00 10,671.20 2,078.80	0.00 0.00 0.00 2,078.80	2,078.80
912828YX2	UNITED STATES TREASURY 1.75 12/31/2026	12/27/2023 12/28/2023 1,750,000.00	1,641,240.23 0.00 0.00 1,641,240.23	5,242.87 0.00 7,739.47 2,496.60	0.00 0.00 0.00 2,496.60	2,496.60
912828Z52	UNITED STATES TREASURY 1.375 01/31/2025	06/04/2021 06/07/2021 2,000,000.00	2,062,500.00 0.00 0.00 2,062,500.00	2,391.30 0.00 4,633.15 2,241.85	0.00 0.00 0.00 2,241.85	2,241.85
912828ZC7	UNITED STATES TREASURY 1.125 02/28/2025	02/09/2022 02/10/2022 1,200,000.00	1,183,359.38 0.00 0.00 1,183,359.38	37.29 6,750.00 1,156.08 7,868.78	0.00 0.00 0.00 7,868.78	7,868.78

# INCOME EARNED



Murrieta Consolidated | Account | As of September 30, 2024

Cusip	Security Description	Trade Date Settle Date Units	Book Value: Begin Book Value: Acq Book Value: Disp Book Value: End	Prior Accrued Inc. Received Ending Accrued Total Interest	Accr. Of Discount Amort. Of Premium Net Accret/Amort Income Earned	Total Income
912828ZF0	UNITED STATES TREASURY 0.5 03/31/2025	03/03/2021 03/04/2021 2,000,000.00	1,997,031.25 0.00 0.00 1,997,031.25	4,207.65 5,000.00 27.47 819.82	0.00 0.00 0.00 819.82	819.82
912828ZL7	UNITED STATES TREASURY 0.375 04/30/2025	04/12/2021 04/13/2021 2,000,000.00	1,977,343.75 0.00 0.00 1,977,343.75	2,527.17 0.00 3,138.59 611.41	0.00 0.00 0.00 611.41	611.41
912828ZT0	UNITED STATES TREASURY 0.25 05/31/2025	10/14/2021 10/15/2021 1,800,000.00	1,765,757.81 0.00 0.00 1,765,757.81	1,143.44 0.00 1,512.30 368.85	0.00 0.00 0.00 368.85	368.85
91282CAB7	UNITED STATES TREASURY 0.25 07/31/2025	12/02/2021 12/03/2021 2,000,000.00	1,942,031.25 0.00 0.00 1,942,031.25	434.78 0.00 842.39 407.61	0.00 0.00 0.00 407.61	407.61
91282CAJ0	UNITED STATES TREASURY 0.25 08/31/2025	03/22/2022 03/23/2022 1,000,000.00	928,828.13 0.00 0.00 928,828.13	6.91 1,250.00 214.09 1,457.18	0.00 0.00 0.00 1,457.18	1,457.18
91282CCX7	UNITED STATES TREASURY 0.375 09/15/2024	09/10/2021 09/15/2021 0.00	1,796,484.38 0.00 (1,796,484.38) 0.00	3,118.21 3,375.00 0.00 256.79	0.00 0.00 0.00 256.79	256.79
91282CDH1	UNITED STATES TREASURY 0.75 11/15/2024	11/29/2021 11/30/2021 2,000,000.00	1,996,328.13 0.00 0.00 1,996,328.13	4,442.93 0.00 5,665.76 1,222.83	0.00 0.00 0.00 1,222.83	1,222.83
91282CDN8	UNITED STATES TREASURY 1.0 12/15/2024	12/29/2021 12/30/2021 900,000.00	900,386.72 0.00 0.00 900,386.72	1,918.03 0.00 2,655.74 737.70	0.00 0.00 0.00 737.70	737.70
91282CEF4	UNITED STATES TREASURY 2.5 03/31/2027	11/17/2022 11/18/2022 2,500,000.00	2,349,414.06 0.00 0.00 2,349,414.06	26,297.81 31,250.00 171.70 5,123.89	0.00 0.00 0.00 5,123.89	5,123.89

# INCOME EARNED



Murrieta Consolidated | Account | As of September 30, 2024

Cusip	Security Description	Trade Date Settle Date Units	Book Value: Begin Book Value: Acq Book Value: Disp Book Value: End	Prior Accrued Inc. Received Ending Accrued Total Interest	Accr. Of Discount Amort. Of Premium Net Accret/Amort Income Earned	Total Income
91282CEW7	UNITED STATES TREASURY 3.25 06/30/2027	12/12/2022 12/13/2022 1,300,000.00	1,266,687.50 0.00 0.00 1,266,687.50	7,233.02 0.00 10,677.31 3,444.29	0.00 0.00 0.00 3,444.29	3,444.29
91282CFB2	UNITED STATES TREASURY 2.75 07/31/2027	07/26/2023 07/27/2023 2,000,000.00	1,887,109.38 0.00 0.00 1,887,109.38	4,782.61 0.00 9,266.30 4,483.70	0.00 0.00 0.00 4,483.70	4,483.70
91282CFH9	UNITED STATES TREASURY 3.125 08/31/2027	01/24/2023 01/25/2023 2,500,000.00	2,445,117.19 0.00 0.00 2,445,117.19	215.81 39,062.50 6,690.26 45,536.95	0.00 0.00 0.00 45,536.95	45,536.95
91282CFM8	UNITED STATES TREASURY 4.125 09/30/2027	02/22/2023 02/28/2023 1,600,000.00	1,595,500.00 0.00 0.00 1,595,500.00	27,770.49 33,000.00 181.32 5,410.83	0.00 0.00 0.00 5,410.83	5,410.83
91282CGV7	UNITED STATES TREASURY 3.75 04/15/2026	03/20/2024 03/21/2024 2,000,000.00	1,965,703.13 0.00 0.00 1,965,703.13	28,483.61 0.00 34,631.15 6,147.54	0.00 0.00 0.00 6,147.54	6,147.54
91324PDE9	UNITEDHEALTH GROUP INC 2.95 10/15/2027	07/30/2024 07/31/2024 1,250,000.00	1,189,300.00 0.00 0.00 1,189,300.00	13,930.56 0.00 17,003.47 3,072.92	0.00 0.00 0.00 3,072.92	3,072.92
<b>Total Fixed Income</b>	<b>147,334,555.16</b>		<b>145,942,768.89</b> <b>4,228,986.09</b> <b>(5,570,308.37)</b> <b>144,601,446.61</b>	<b>1,057,946.27</b> <b>616,923.03</b> <b>852,687.88</b> <b>411,664.64</b>	<b>0.00</b> <b>0.00</b> <b>0.00</b> <b>411,664.64</b>	<b>411,664.64</b>
<b>TOTAL PORTFOLIO</b>	<b>149,797,720.29</b>		<b>146,475,999.63</b> <b>10,253,798.41</b> <b>(8,628,489.81)</b> <b>147,064,611.74</b>	<b>1,057,946.27</b> <b>621,506.94</b> <b>852,687.88</b> <b>416,248.55</b>	<b>0.00</b> <b>0.00</b> <b>0.00</b> <b>416,248.55</b>	<b>416,248.55</b>

# CASH FLOW REPORT



Murrieta Consolidated | Account | As of September 30, 2024

Payment Date	Transaction Type	CUSIP	Quantity	Security Description	Principal Amount	Income	Total Amount
<b>OCTOBER 2024</b>							
10/01/2024	Dividend	31846V567	0.00		6,759.94		6,759.94
10/01/2024	Dividend	31846V567	0.00		8,009.98		8,009.98
10/09/2024	Coupon	3130B0TY5	1,500,000.00	FEDERAL HOME LOAN BANKS 4.75 04/09/2027		35,229.17	35,229.17
10/10/2024	Coupon	57629W6F2	750,000.00	MASSMUTUAL GLOBAL FUNDING II 4.5 04/10/2026		16,875.00	16,875.00
10/15/2024	Coupon	02582JIT8	905,000.00	AMXCA 2022-2 A 05/17/2027		2,556.63	2,556.63
10/15/2024	Coupon	02582JKH2	640,000.00	AMXCA 2024-1 A 5.23 04/16/2029		2,789.33	2,789.33
10/15/2024	Coupon	161571HT4	1,320,000.00	CHAIT 2023-1 A 5.16 09/15/2028		5,676.00	5,676.00
10/15/2024	Coupon	437918AC9	1,250,000.00	HAROT 2024-1 A3 5.21 08/15/2028		5,427.08	5,427.08
10/15/2024	Coupon	44934KAC8	48,798.02	HART 2021-B A3 0.38 01/15/2026		25.20	25.20
10/15/2024	Principal Paydown	44934KAC8	48,798.02	HART 2021-B A3 0.38 01/15/2026	33,603.41		33,603.41
10/15/2024	Coupon	47787JAC2	174,784.25	JDOT 2022 A3 0.36 09/15/2026		331.04	331.04
10/15/2024	Principal Paydown	47787JAC2	174,784.25	JDOT 2022 A3 0.36 09/15/2026	19,393.34		19,393.34
10/15/2024	Coupon	47788UAC6	1,863.52	JDOT 2021 A3 0.36 09/15/2025		0.56	0.56
10/15/2024	Effective Maturity	47788UAC6	1,863.52	JDOT 2021 A3 0.36 09/15/2025	1,863.52		1,863.52
10/15/2024	Coupon	47789QAC4	88,024.73	JDOT 2021-B A3 0.52 03/16/2026		38.19	38.19
10/15/2024	Principal Paydown	47789QAC4	88,024.73	JDOT 2021-B A3 0.52 03/16/2026	11,396.44		11,396.44
10/15/2024	Coupon	47800RAD5	335,000.00	JDOT 2024 A3 4.96 11/15/2028		1,384.67	1,384.67
10/15/2024	Coupon	58769GAD5	545,000.00	MBALT 2024-B A3 4.23 02/15/2028		1,280.75	1,280.75
10/15/2024	Coupon	58770JAD6	350,000.00	MBALT 2024-A A3 5.32 01/18/2028		1,551.85	1,551.85
10/15/2024	Coupon	91282CGV7	2,000,000.00	UNITED STATES TREASURY 3.75 04/15/2026		37,500.00	37,500.00
10/15/2024	Coupon	91324PDE9	1,250,000.00	UNITEDHEALTH GROUP INC 2.95 10/15/2027		18,437.50	18,437.50
10/16/2024	Coupon	362554AC1	81,512.36	GMCAR 2021-4 A3 0.68 09/16/2026		47.65	47.65
10/16/2024	Principal Paydown	362554AC1	81,512.36	GMCAR 2021-4 A3 0.68 09/16/2026	9,017.58		9,017.58
10/16/2024	Coupon	36265WAD5	248,955.89	GMCAR 2022-3 A3 3.64 04/16/2027		735.57	735.57
10/16/2024	Principal Paydown	36265WAD5	248,955.89	GMCAR 2022-3 A3 3.64 04/16/2027	18,387.03		18,387.03
10/16/2024	Coupon	380146AC4	85,883.99	GMCAR 2022-1 A3 1.26 11/16/2026		90.91	90.91
10/16/2024	Principal Paydown	380146AC4	85,883.99	GMCAR 2022-1 A3 1.26 11/16/2026	8,824.91		8,824.91
10/17/2024	Final Maturity	912797KU0	2,000,000.00	UNITED STATES TREASURY 10/17/2024	2,000,000.00		2,000,000.00
10/18/2024	Coupon	43815PAC3	254,859.33	HAROT 2022-2 A3 3.73 07/20/2026		792.19	792.19
10/18/2024	Principal Paydown	43815PAC3	254,859.33	HAROT 2022-2 A3 3.73 07/20/2026	22,086.04		22,086.04

# CASH FLOW REPORT



Murrieta Consolidated | Account | As of September 30, 2024

Payment Date	Transaction Type	CUSIP	Quantity	Security Description	Principal Amount	Income	Total Amount
10/21/2024	Coupon	36269FAD8	455,000.00	GMALT 2024-1 A3 5.09 03/22/2027		1,929.96	1,929.96
10/21/2024	Coupon	379929AD4	280,000.00	GMALT 2023-3 A3 5.38 11/20/2026		1,255.33	1,255.33
10/21/2024	Coupon	43815GAC3	89,617.49	HAROT 2021-4 A3 0.88 01/21/2026		65.72	65.72
10/21/2024	Principal Paydown	43815GAC3	89,617.49	HAROT 2021-4 A3 0.88 01/21/2026	12,459.74		12,459.74
10/25/2024	Coupon	05593AAC3	90,824.41	BMWLT 2023-1 A3 5.16 11/25/2025		390.55	390.55
10/25/2024	Principal Paydown	05593AAC3	90,824.41	BMWLT 2023-1 A3 5.16 11/25/2025	19,078.77		19,078.77
10/25/2024	Coupon	05602RAD3	163,609.51	BMWOT 2022-A A3 3.21 08/25/2026		437.66	437.66
10/25/2024	Principal Paydown	05602RAD3	163,609.51	BMWOT 2022-A A3 3.21 08/25/2026	16,533.44		16,533.44
10/25/2024	Coupon	05611UAD5	1,000,000.00	BMWLT 2024-1 A3 4.98 03/25/2027		4,150.00	4,150.00
10/25/2024	Coupon	06406RBC0	900,000.00	BANK OF NEW YORK MELLON CORP 3.35 04/25/2025		15,075.00	15,075.00
10/25/2024	Coupon	096919AD7	600,000.00	BMWOT 2024-A A3 5.18 02/26/2029		2,590.00	2,590.00
10/25/2024	Coupon	3137BM7C4	1,190,293.87	FHMS K-051 A2 3.308 09/25/2025		3,281.24	3,281.24
10/25/2024	Coupon	3137BSP72	2,000,000.00	FHMS K-058 A2 2.653 08/25/2026		4,421.67	4,421.67
10/25/2024	Coupon	3137BTUM1	882,915.96	FHMS K-061 A2 3.347 11/25/2026		2,462.60	2,462.60
10/25/2024	Coupon	3137BVZ82	862,000.00	FHMS K-063 A2 3.43 01/25/2027		2,463.89	2,463.89
10/25/2024	Coupon	3137F1G44	1,000,000.00	FHMS K-065 A2 3.243 04/25/2027		2,702.50	2,702.50
10/25/2024	Coupon	3137F4X72	1,165,000.00	FHMS K-075 A2 3.65 02/25/2028		3,543.54	3,543.54
10/25/2024	Coupon	3137FBU79	1,245,611.84	FHMS K-069 A2 3.187 09/25/2027		3,308.14	3,308.14
10/25/2024	Coupon	3137FJEH8	1,250,000.00	FHMS K-081 A2 3.9 08/25/2028		4,062.50	4,062.50
10/25/2024	Coupon	3137H5YC5	1,500,000.00	FHMS K-748 A2 2.26 01/25/2029		2,825.00	2,825.00
10/31/2024	Coupon	9128285J5	2,500,000.00	UNITED STATES TREASURY 3.0 10/31/2025		37,500.00	37,500.00
10/31/2024	Coupon	912828YM6	1,700,000.00	UNITED STATES TREASURY 1.5 10/31/2024		12,750.00	12,750.00
10/31/2024	Final Maturity	912828YM6	1,700,000.00	UNITED STATES TREASURY 1.5 10/31/2024	1,700,000.00		1,700,000.00
10/31/2024	Coupon	912828ZL7	2,000,000.00	UNITED STATES TREASURY 0.375 04/30/2025		3,750.00	3,750.00
<b>October 2024 Total</b>					<b>3,887,414.14</b>	<b>239,734.56</b>	<b>4,127,148.70</b>
<b>NOVEMBER 2024</b>							
11/01/2024	Coupon	74456QBU9	750,000.00	PUBLIC SERVICE ELECTRIC AND GAS CO 3.7 05/01/2028		13,875.00	13,875.00
11/04/2024	Coupon	00440EAV9	1,000,000.00	CHUBB INA HOLDINGS LLC 3.35 05/03/2026		16,750.00	16,750.00
11/05/2024	Final Maturity	912797MA2	2,750,000.00	UNITED STATES TREASURY 11/05/2024	2,750,000.00		2,750,000.00

# CASH FLOW REPORT



Murrieta Consolidated | Account | As of September 30, 2024

Payment Date	Transaction Type	CUSIP	Quantity	Security Description	Principal Amount	Income	Total Amount
11/08/2024	Coupon	3133ERDZ1	1,000,000.00	FEDERAL FARM CREDIT BANKS FUNDING CORP 4.75 05/08/2026		23,750.00	23,750.00
11/12/2024	Coupon	665859AW4	1,000,000.00	NORTHERN TRUST CORP 4.0 05/10/2027		20,000.00	20,000.00
11/12/2024	Coupon	713448FW3	510,000.00	PEPSICO INC 5.125 11/10/2026		13,068.75	13,068.75
11/13/2024	Coupon	14913R2V8	480,000.00	CATERPILLAR FINANCIAL SERVICES CORP 3.4 05/13/2025		8,160.00	8,160.00
11/15/2024	Coupon	009158AY2	1,500,000.00	AIR PRODUCTS AND CHEMICALS INC 1.85 05/15/2027		13,875.00	13,875.00
11/15/2024	Coupon	02582JIT8	905,000.00	AMXCA 2022-2 A 05/17/2027		2,556.63	2,556.63
11/15/2024	Coupon	02582JKH2	640,000.00	AMXCA 2024-1 A 5.23 04/16/2029		2,789.33	2,789.33
11/15/2024	Coupon	161571HT4	1,320,000.00	CHAIT 2023-1 A 5.16 09/15/2028		5,676.00	5,676.00
11/15/2024	Coupon	341081GN1	1,500,000.00	FLORIDA POWER & LIGHT CO 4.4 05/15/2028		33,000.00	33,000.00
11/15/2024	Coupon	437918AC9	1,250,000.00	HAROT 2024-1 A3 5.21 08/15/2028		5,427.08	5,427.08
11/15/2024	Coupon	44934KAC8	48,798.02	HART 2021-B A3 0.38 01/15/2026		8.68	8.68
11/15/2024	Effective Maturity	44934KAC8	48,798.02	HART 2021-B A3 0.38 01/15/2026	17,644.15		17,644.15
11/15/2024	Coupon	47787JAC2	174,784.25	JDOT 2022 A3 0.36 09/15/2026		293.55	293.55
11/15/2024	Principal Paydown	47787JAC2	174,784.25	JDOT 2022 A3 0.36 09/15/2026	20,792.39		20,792.39
11/15/2024	Coupon	47789QAC4	88,024.73	JDOT 2021-B A3 0.52 03/16/2026		33.26	33.26
11/15/2024	Principal Paydown	47789QAC4	88,024.73	JDOT 2021-B A3 0.52 03/16/2026	13,503.33		13,503.33
11/15/2024	Coupon	47800RAD5	335,000.00	JDOT 2024 A3 4.96 11/15/2028		1,384.67	1,384.67
11/15/2024	Coupon	58769GAD5	545,000.00	MBALT 2024-B A3 4.23 02/15/2028		1,921.13	1,921.13
11/15/2024	Coupon	58770JAD6	350,000.00	MBALT 2024-A A3 5.32 01/18/2028		1,551.85	1,551.85
11/15/2024	Coupon	9128283F5	1,400,000.00	UNITED STATES TREASURY 2.25 11/15/2027		15,750.00	15,750.00
11/15/2024	Coupon	9128285M8	2,000,000.00	UNITED STATES TREASURY 3.125 11/15/2028		31,250.00	31,250.00
11/15/2024	Coupon	912828M56	2,500,000.00	UNITED STATES TREASURY 2.25 11/15/2025		28,125.00	28,125.00
11/15/2024	Coupon	912828U24	3,000,000.00	UNITED STATES TREASURY 2.0 11/15/2026		30,000.00	30,000.00
11/15/2024	Coupon	91282CDH1	2,000,000.00	UNITED STATES TREASURY 0.75 11/15/2024		7,500.00	7,500.00
11/15/2024	Final Maturity	91282CDH1	2,000,000.00	UNITED STATES TREASURY 0.75 11/15/2024	2,000,000.00		2,000,000.00
11/18/2024	Coupon	3130AXU63	1,750,000.00	FEDERAL HOME LOAN BANKS 4.625 11/17/2026		40,468.75	40,468.75
11/18/2024	Coupon	362554AC1	81,512.36	GMCAR 2021-4 A3 0.68 09/16/2026		42.54	42.54
11/18/2024	Principal Paydown	362554AC1	81,512.36	GMCAR 2021-4 A3 0.68 09/16/2026	8,810.65		8,810.65

# CASH FLOW REPORT



Murrieta Consolidated | Account | As of September 30, 2024

Payment Date	Transaction Type	CUSIP	Quantity	Security Description	Principal Amount	Income	Total Amount
11/18/2024	Coupon	36265WAD5	248,955.89	GMCAR 2022-3 A3 3.64 04/16/2027		679.79	679.79
11/18/2024	Principal Paydown	36265WAD5	248,955.89	GMCAR 2022-3 A3 3.64 04/16/2027	17,936.52		17,936.52
11/18/2024	Coupon	380146AC4	85,883.99	GMCAR 2022-1 A3 1.26 11/16/2026		81.64	81.64
11/18/2024	Principal Paydown	380146AC4	85,883.99	GMCAR 2022-1 A3 1.26 11/16/2026	8,621.69		8,621.69
11/18/2024	Coupon	43815PAC3	254,859.33	HAROT 2022-2 A3 3.73 07/20/2026		723.54	723.54
11/18/2024	Principal Paydown	43815PAC3	254,859.33	HAROT 2022-2 A3 3.73 07/20/2026	21,536.13		21,536.13
11/20/2024	Coupon	3133ERFJ5	1,000,000.00	FEDERAL FARM CREDIT BANKS FUNDING CORP 4.5 05/20/2027		22,500.00	22,500.00
11/20/2024	Coupon	36269FAD8	455,000.00	GMALT 2024-1 A3 5.09 03/22/2027		1,929.96	1,929.96
11/20/2024	Coupon	379929AD4	280,000.00	GMALT 2023-3 A3 5.38 11/20/2026		1,255.33	1,255.33
11/21/2024	Coupon	43815GAC3	89,617.49	HAROT 2021-4 A3 0.88 01/21/2026		56.58	56.58
11/21/2024	Principal Paydown	43815GAC3	89,617.49	HAROT 2021-4 A3 0.88 01/21/2026	12,164.87		12,164.87
11/25/2024	Coupon	05593AAC3	90,824.41	BMWLT 2023-1 A3 5.16 11/25/2025		308.51	308.51
11/25/2024	Principal Paydown	05593AAC3	90,824.41	BMWLT 2023-1 A3 5.16 11/25/2025	20,193.43		20,193.43
11/25/2024	Coupon	05602RAD3	163,609.51	BMWOT 2022-A A3 3.21 08/25/2026		393.43	393.43
11/25/2024	Principal Paydown	05602RAD3	163,609.51	BMWOT 2022-A A3 3.21 08/25/2026	16,043.36		16,043.36
11/25/2024	Coupon	05611UAD5	1,000,000.00	BMWLT 2024-1 A3 4.98 03/25/2027		4,150.00	4,150.00
11/25/2024	Coupon	096919AD7	600,000.00	BMWOT 2024-A A3 5.18 02/26/2029		2,590.00	2,590.00
11/25/2024	Coupon	3137BM7C4	1,190,293.87	FHMS K-051 A2 3.308 09/25/2025		3,274.12	3,274.12
11/25/2024	Principal Paydown	3137BM7C4	1,190,293.87	FHMS K-051 A2 3.308 09/25/2025	2,437.47		2,437.47
11/25/2024	Coupon	3137BSP72	2,000,000.00	FHMS K-058 A2 2.653 08/25/2026		4,421.67	4,421.67
11/25/2024	Coupon	3137BTUM1	882,915.96	FHMS K-061 A2 3.347 11/25/2026		2,457.51	2,457.51
11/25/2024	Principal Paydown	3137BTUM1	882,915.96	FHMS K-061 A2 3.347 11/25/2026	1,725.83		1,725.83
11/25/2024	Coupon	3137BVZ82	862,000.00	FHMS K-063 A2 3.43 01/25/2027		2,463.88	2,463.88
11/25/2024	Coupon	3137F1G44	1,000,000.00	FHMS K-065 A2 3.243 04/25/2027		2,702.50	2,702.50
11/25/2024	Coupon	3137F4X72	1,165,000.00	FHMS K-075 A2 3.65 02/25/2028		3,543.54	3,543.54
11/25/2024	Coupon	3137FBU79	1,245,611.84	FHMS K-069 A2 3.187 09/25/2027		3,302.51	3,302.51
11/25/2024	Principal Paydown	3137FBU79	1,245,611.84	FHMS K-069 A2 3.187 09/25/2027	1,988.05		1,988.05
11/25/2024	Coupon	3137FJEH8	1,250,000.00	FHMS K-081 A2 3.9 08/25/2028		4,062.50	4,062.50
11/25/2024	Coupon	3137H5YC5	1,500,000.00	FHMS K-748 A2 2.26 01/25/2029		2,825.00	2,825.00
<b>November 2024 Total</b>					<b>4,913,397.86</b>	<b>380,979.21</b>	<b>5,294,377.07</b>



# CASH FLOW REPORT



Murrieta Consolidated | Account | As of September 30, 2024

Payment Date	Transaction Type	CUSIP	Quantity	Security Description	Principal Amount	Income	Total Amount
<b>DECEMBER 2024</b>							
12/02/2024	Coupon	023135CN4	425,000.00	AMAZON.COM INC 4.6 12/01/2025		9,775.00	9,775.00
12/02/2024	Coupon	438516CB0	1,000,000.00	HONEYWELL INTERNATIONAL INC 1.35 06/01/2025		6,750.00	6,750.00
12/02/2024	Coupon	912828ZT0	1,800,000.00	UNITED STATES TREASURY 0.25 05/31/2025		2,250.00	2,250.00
12/06/2024	Coupon	89115A2A9	1,000,000.00	TORONTO-DOMINION BANK 3.766 06/06/2025		18,830.00	18,830.00
12/09/2024	Coupon	3130AVVX7	1,120,000.00	FEDERAL HOME LOAN BANKS 3.75 06/09/2028		21,000.00	21,000.00
12/09/2024	Coupon	3130AWC24	2,000,000.00	FEDERAL HOME LOAN BANKS 4.0 06/09/2028		40,000.00	40,000.00
12/09/2024	Coupon	48125LRU8	1,575,000.00	JPMORGAN CHASE BANK NA 5.11 12/08/2026		40,241.25	40,241.25
12/12/2024	Coupon	3130AWLZ1	2,000,000.00	FEDERAL HOME LOAN BANKS 4.75 06/12/2026		47,500.00	47,500.00
12/16/2024	Coupon	02582JIT8	905,000.00	AMXCA 2022-2 A 05/17/2027		2,556.63	2,556.63
12/16/2024	Coupon	02582JKH2	640,000.00	AMXCA 2024-1 A 5.23 04/16/2029		2,789.33	2,789.33
12/16/2024	Coupon	161571HT4	1,320,000.00	CHAIT 2023-1 A 5.16 09/15/2028		5,676.00	5,676.00
12/16/2024	Coupon	362554AC1	81,512.36	GMCAR 2021-4 A3 0.68 09/16/2026		37.54	37.54
12/16/2024	Principal Paydown	362554AC1	81,512.36	GMCAR 2021-4 A3 0.68 09/16/2026	8,393.09		8,393.09
12/16/2024	Coupon	36265WAD5	248,955.89	GMCAR 2022-3 A3 3.64 04/16/2027		625.39	625.39
12/16/2024	Principal Paydown	36265WAD5	248,955.89	GMCAR 2022-3 A3 3.64 04/16/2027	16,891.79		16,891.79
12/16/2024	Coupon	380146AC4	85,883.99	GMCAR 2022-1 A3 1.26 11/16/2026		72.59	72.59
12/16/2024	Principal Paydown	380146AC4	85,883.99	GMCAR 2022-1 A3 1.26 11/16/2026	8,173.35		8,173.35
12/16/2024	Coupon	437918AC9	1,250,000.00	HAROT 2024-1 A3 5.21 08/15/2028		5,427.08	5,427.08
12/16/2024	Coupon	47787JAC2	174,784.25	JDOT 2022 A3 0.36 09/15/2026		253.35	253.35
12/16/2024	Principal Paydown	47787JAC2	174,784.25	JDOT 2022 A3 0.36 09/15/2026	14,834.06		14,834.06
12/16/2024	Coupon	47789QAC4	88,024.73	JDOT 2021-B A3 0.52 03/16/2026		27.40	27.40
12/16/2024	Principal Paydown	47789QAC4	88,024.73	JDOT 2021-B A3 0.52 03/16/2026	9,610.51		9,610.51
12/16/2024	Coupon	47800RAD5	335,000.00	JDOT 2024 A3 4.96 11/15/2028		1,384.67	1,384.67
12/16/2024	Coupon	58769GAD5	545,000.00	MBALT 2024-B A3 4.23 02/15/2028		1,921.13	1,921.13
12/16/2024	Coupon	58770JAD6	350,000.00	MBALT 2024-A A3 5.32 01/18/2028		1,551.85	1,551.85
12/16/2024	Coupon	63743HFE7	1,105,000.00	NATIONAL RURAL UTILITIES COOPERATIVE FINANCE CORP 3.45 06/15/2025		19,061.25	19,061.25
12/16/2024	Coupon	91282CDN8	900,000.00	UNITED STATES TREASURY 1.0 12/15/2024		4,500.00	4,500.00
12/16/2024	Final Maturity	91282CDN8	900,000.00	UNITED STATES TREASURY 1.0 12/15/2024	900,000.00		900,000.00
12/18/2024	Coupon	43815PAC3	254,859.33	HAROT 2022-2 A3 3.73 07/20/2026		656.60	656.60



# CASH FLOW REPORT



Murrieta Consolidated | Account | As of September 30, 2024

Payment Date	Transaction Type	CUSIP	Quantity	Security Description	Principal Amount	Income	Total Amount
12/18/2024	Principal Paydown	43815PAC3	254,859.33	HAROT 2022-2 A3 3.73 07/20/2026	20,468.11		20,468.11
12/20/2024	Coupon	3130AQF40	1,400,000.00	FEDERAL HOME LOAN BANKS 1.0 12/20/2024		7,000.00	7,000.00
12/20/2024	Final Maturity	3130AQF40	1,400,000.00	FEDERAL HOME LOAN BANKS 1.0 12/20/2024	1,400,000.00		1,400,000.00
12/20/2024	Coupon	36269FAD8	455,000.00	GMALT 2024-1 A3 5.09 03/22/2027		1,929.96	1,929.96
12/20/2024	Coupon	379929AD4	280,000.00	GMALT 2023-3 A3 5.38 11/20/2026		1,255.33	1,255.33
12/20/2024	Coupon	58989V2F0	1,000,000.00	MET TOWER GLOBAL FUNDING 5.4 06/20/2026		27,000.00	27,000.00
12/23/2024	Coupon	43815GAC3	89,617.49	HAROT 2021-4 A3 0.88 01/21/2026		47.66	47.66
12/23/2024	Principal Paydown	43815GAC3	89,617.49	HAROT 2021-4 A3 0.88 01/21/2026	11,619.28		11,619.28
12/25/2024	Coupon	05593AAC3	90,824.41	BMWLT 2023-1 A3 5.16 11/25/2025		221.67	221.67
12/25/2024	Principal Paydown	05593AAC3	90,824.41	BMWLT 2023-1 A3 5.16 11/25/2025	20,771.27		20,771.27
12/25/2024	Coupon	05602RAD3	163,609.51	BMWOT 2022-A A3 3.21 08/25/2026		350.51	350.51
12/25/2024	Principal Paydown	05602RAD3	163,609.51	BMWOT 2022-A A3 3.21 08/25/2026	15,200.66		15,200.66
12/25/2024	Coupon	05611UAD5	1,000,000.00	BMWLT 2024-1 A3 4.98 03/25/2027		4,150.00	4,150.00
12/25/2024	Coupon	096919AD7	600,000.00	BMWOT 2024-A A3 5.18 02/26/2029		2,590.00	2,590.00
12/25/2024	Coupon	3137BM7C4	1,190,293.87	FHMS K-051 A2 3.308 09/25/2025		3,267.41	3,267.41
12/25/2024	Principal Paydown	3137BM7C4	1,190,293.87	FHMS K-051 A2 3.308 09/25/2025	2,596.98		2,596.98
12/25/2024	Coupon	3137BSP72	2,000,000.00	FHMS K-058 A2 2.653 08/25/2026		4,421.67	4,421.67
12/25/2024	Coupon	3137BTUM1	882,915.96	FHMS K-061 A2 3.347 11/25/2026		2,452.69	2,452.69
12/25/2024	Principal Paydown	3137BTUM1	882,915.96	FHMS K-061 A2 3.347 11/25/2026	1,836.49		1,836.49
12/25/2024	Coupon	3137BVZ82	862,000.00	FHMS K-063 A2 3.43 01/25/2027		2,463.88	2,463.88
12/25/2024	Coupon	3137F1G44	1,000,000.00	FHMS K-065 A2 3.243 04/25/2027		2,702.50	2,702.50
12/25/2024	Coupon	3137F4X72	1,165,000.00	FHMS K-075 A2 3.65 02/25/2028		3,543.54	3,543.54
12/25/2024	Coupon	3137FBU79	1,245,611.84	FHMS K-069 A2 3.187 09/25/2027		3,297.23	3,297.23
12/25/2024	Principal Paydown	3137FBU79	1,245,611.84	FHMS K-069 A2 3.187 09/25/2027	2,130.66		2,130.66
12/25/2024	Coupon	3137FJEH8	1,250,000.00	FHMS K-081 A2 3.9 08/25/2028		4,062.50	4,062.50
12/25/2024	Coupon	3137H5YC5	1,500,000.00	FHMS K-748 A2 2.26 01/25/2029		2,825.00	2,825.00
12/26/2024	Coupon	437076DB5	740,000.00	HOME DEPOT INC 4.875 06/25/2027		18,037.50	18,037.50
12/31/2024	Coupon	9128285T3	2,500,000.00	UNITED STATES TREASURY 2.625 12/31/2025		32,812.50	32,812.50
12/31/2024	Coupon	912828YX2	1,750,000.00	UNITED STATES TREASURY 1.75 12/31/2026		15,312.50	15,312.50
12/31/2024	Coupon	91282CEW7	1,300,000.00	UNITED STATES TREASURY 3.25 06/30/2027		21,125.00	21,125.00
<b>December 2024 Total</b>					<b>2,432,526.27</b>	<b>393,756.11</b>	<b>2,826,282.38</b>

# CASH FLOW REPORT



Murrieta Consolidated | Account | As of September 30, 2024

Payment Date	Transaction Type	CUSIP	Quantity	Security Description	Principal Amount	Income	Total Amount
<b>JANUARY 2025</b>							
01/06/2025	Coupon	3133ENKS8	755,000.00	FEDERAL FARM CREDIT BANKS FUNDING CORP 1.125 01/06/2025		4,246.88	4,246.88
01/06/2025	Final Maturity	3133ENKS8	755,000.00	FEDERAL FARM CREDIT BANKS FUNDING CORP 1.125 01/06/2025	755,000.00		755,000.00
01/08/2025	Coupon	24422EXF1	1,000,000.00	JOHN DEERE CAPITAL CORP 4.5 01/08/2027		22,500.00	22,500.00
01/13/2025	Coupon	459058KT9	500,000.00	INTERNATIONAL BANK FOR RECONSTRUCTION AND DEVELOPM 3.5 07/12/2028		8,750.00	8,750.00
01/15/2025	Coupon	02582JIT8	905,000.00	AMXCA 2022-2 A 05/17/2027		2,556.63	2,556.63
01/15/2025	Coupon	02582JKH2	640,000.00	AMXCA 2024-1 A 5.23 04/16/2029		2,789.33	2,789.33
01/15/2025	Coupon	161571HT4	1,320,000.00	CHAIT 2023-1 A 5.16 09/15/2028		5,676.00	5,676.00
01/15/2025	Coupon	3130AYPN0	2,000,000.00	FEDERAL HOME LOAN BANKS 4.125 01/15/2027		41,250.00	41,250.00
01/15/2025	Coupon	437918AC9	1,250,000.00	HAROT 2024-1 A3 5.21 08/15/2028		5,427.08	5,427.08
01/15/2025	Coupon	47787JAC2	174,784.25	JDOT 2022 A3 0.36 09/15/2026		224.67	224.67
01/15/2025	Principal Paydown	47787JAC2	174,784.25	JDOT 2022 A3 0.36 09/15/2026	17,401.32		17,401.32
01/15/2025	Coupon	47789QAC4	88,024.73	JDOT 2021-B A3 0.52 03/16/2026		23.24	23.24
01/15/2025	Principal Paydown	47789QAC4	88,024.73	JDOT 2021-B A3 0.52 03/16/2026	17,342.18		17,342.18
01/15/2025	Coupon	47800RAD5	335,000.00	JDOT 2024 A3 4.96 11/15/2028		1,384.67	1,384.67
01/15/2025	Coupon	58769GAD5	545,000.00	MBALT 2024-B A3 4.23 02/15/2028		1,921.13	1,921.13
01/15/2025	Coupon	58770JAD6	350,000.00	MBALT 2024-A A3 5.32 01/18/2028		1,551.85	1,551.85
01/16/2025	Coupon	362554AC1	81,512.36	GMCAR 2021-4 A3 0.68 09/16/2026		32.79	32.79
01/16/2025	Principal Paydown	362554AC1	81,512.36	GMCAR 2021-4 A3 0.68 09/16/2026	8,234.20		8,234.20
01/16/2025	Coupon	36265WAD5	248,955.89	GMCAR 2022-3 A3 3.64 04/16/2027		574.15	574.15
01/16/2025	Principal Paydown	36265WAD5	248,955.89	GMCAR 2022-3 A3 3.64 04/16/2027	16,538.15		16,538.15
01/16/2025	Coupon	380146AC4	85,883.99	GMCAR 2022-1 A3 1.26 11/16/2026		64.01	64.01
01/16/2025	Principal Paydown	380146AC4	85,883.99	GMCAR 2022-1 A3 1.26 11/16/2026	8,024.85		8,024.85
01/17/2025	Coupon	61747YET8	1,000,000.00	MORGAN STANLEY 4.679 07/17/2026		23,395.00	23,395.00
01/20/2025	Coupon	36269FAD8	455,000.00	GMALT 2024-1 A3 5.09 03/22/2027		1,929.96	1,929.96
01/20/2025	Coupon	379929AD4	280,000.00	GMALT 2023-3 A3 5.38 11/20/2026		1,255.33	1,255.33
01/20/2025	Coupon	43815PAC3	254,859.33	HAROT 2022-2 A3 3.73 07/20/2026		592.97	592.97
01/20/2025	Principal Paydown	43815PAC3	254,859.33	HAROT 2022-2 A3 3.73 07/20/2026	20,030.04		20,030.04

# CASH FLOW REPORT



Murrieta Consolidated | Account | As of September 30, 2024

Payment Date	Transaction Type	CUSIP	Quantity	Security Description	Principal Amount	Income	Total Amount
01/21/2025	Coupon	43815GAC3	89,617.49	HAROT 2021-4 A3 0.88 01/21/2026		39.14	39.14
01/21/2025	Principal Paydown	43815GAC3	89,617.49	HAROT 2021-4 A3 0.88 01/21/2026	11,354.04		11,354.04
01/21/2025	Coupon	78016EYM3	1,000,000.00	ROYAL BANK OF CANADA 1.6 01/21/2025		8,000.00	8,000.00
01/21/2025	Final Maturity	78016EYM3	1,000,000.00	ROYAL BANK OF CANADA 1.6 01/21/2025	1,000,000.00		1,000,000.00
01/21/2025	Coupon	78016HZT0	1,245,000.00	ROYAL BANK OF CANADA 4.875 01/19/2027		30,346.88	30,346.88
01/22/2025	Coupon	3133EPW68	1,400,000.00	FEDERAL FARM CREDIT BANKS FUNDING CORP 4.125 01/22/2026		28,875.00	28,875.00
01/27/2025	Coupon	05593AAC3	90,824.41	BMWLT 2023-1 A3 5.16 11/25/2025		132.36	132.36
01/27/2025	Principal Paydown	05593AAC3	90,824.41	BMWLT 2023-1 A3 5.16 11/25/2025	19,677.93		19,677.93
01/27/2025	Coupon	05602RAD3	163,609.51	BMWOT 2022-A A3 3.21 08/25/2026		309.85	309.85
01/27/2025	Principal Paydown	05602RAD3	163,609.51	BMWOT 2022-A A3 3.21 08/25/2026	14,810.14		14,810.14
01/27/2025	Coupon	05611UAD5	1,000,000.00	BMWLT 2024-1 A3 4.98 03/25/2027		4,150.00	4,150.00
01/27/2025	Coupon	09290DAH4	750,000.00	BLACKROCK FUNDING INC 4.6 07/26/2027		17,250.00	17,250.00
01/27/2025	Coupon	096919AD7	600,000.00	BMWOT 2024-A A3 5.18 02/26/2029		2,590.00	2,590.00
01/27/2025	Coupon	3137BM7C4	1,190,293.87	FHMS K-051 A2 3.308 09/25/2025		3,260.25	3,260.25
01/27/2025	Principal Paydown	3137BM7C4	1,190,293.87	FHMS K-051 A2 3.308 09/25/2025	2,452.82		2,452.82
01/27/2025	Coupon	3137BSP72	2,000,000.00	FHMS K-058 A2 2.653 08/25/2026		4,421.67	4,421.67
01/27/2025	Coupon	3137BTUM1	882,915.96	FHMS K-061 A2 3.347 11/25/2026		2,447.57	2,447.57
01/27/2025	Principal Paydown	3137BTUM1	882,915.96	FHMS K-061 A2 3.347 11/25/2026	1,737.07		1,737.07
01/27/2025	Coupon	3137BVZ82	862,000.00	FHMS K-063 A2 3.43 01/25/2027		2,463.88	2,463.88
01/27/2025	Coupon	3137F1G44	1,000,000.00	FHMS K-065 A2 3.243 04/25/2027		2,702.50	2,702.50
01/27/2025	Coupon	3137F4X72	1,165,000.00	FHMS K-075 A2 3.65 02/25/2028		3,543.54	3,543.54
01/27/2025	Coupon	3137FBU79	1,245,611.84	FHMS K-069 A2 3.187 09/25/2027		3,291.57	3,291.57
01/27/2025	Principal Paydown	3137FBU79	1,245,611.84	FHMS K-069 A2 3.187 09/25/2027	2,001.44		2,001.44
01/27/2025	Coupon	3137FJEH8	1,250,000.00	FHMS K-081 A2 3.9 08/25/2028		4,062.50	4,062.50
01/27/2025	Coupon	3137H5YC5	1,500,000.00	FHMS K-748 A2 2.26 01/25/2029		2,825.00	2,825.00
01/30/2025	Coupon	3133EPZY4	2,000,000.00	FEDERAL FARM CREDIT BANKS FUNDING CORP 5.0 07/30/2026		50,000.00	50,000.00
01/31/2025	Final Maturity	89233GNX0	2,000,000.00	Toyota Motor Credit Corporation 01/31/2025	2,000,000.00		2,000,000.00
01/31/2025	Coupon	912828Z52	2,000,000.00	UNITED STATES TREASURY 1.375 01/31/2025		13,750.00	13,750.00
01/31/2025	Final Maturity	912828Z52	2,000,000.00	UNITED STATES TREASURY 1.375 01/31/2025	2,000,000.00		2,000,000.00
01/31/2025	Coupon	91282CAB7	2,000,000.00	UNITED STATES TREASURY 0.25 07/31/2025		2,500.00	2,500.00

# CASH FLOW REPORT



Murrieta Consolidated | Account | As of September 30, 2024

Payment Date	Transaction Type	CUSIP	Quantity	Security Description	Principal Amount	Income	Total Amount
01/31/2025	Coupon	91282CFB2	2,000,000.00	UNITED STATES TREASURY 2.75 07/31/2027		27,500.00	27,500.00
<b>January 2025 Total</b>					<b>5,894,604.19</b>	<b>340,607.38</b>	<b>6,235,211.57</b>
<b>FEBRUARY 2025</b>							
02/06/2025	Coupon	857477BR3	335,000.00	STATE STREET CORP 1.746 02/06/2026		2,924.55	2,924.55
02/06/2025	Effective Maturity	857477BR3	335,000.00	STATE STREET CORP 1.746 02/06/2026	335,000.00		335,000.00
02/10/2025	Coupon	69371RS56	1,450,000.00	PACCAR FINANCIAL CORP 5.05 08/10/2026		36,612.50	36,612.50
02/12/2025	Coupon	14913R2Z9	1,375,000.00	CATERPILLAR FINANCIAL SERVICES CORP 3.65 08/12/2025		25,093.75	25,093.75
02/14/2025	Coupon	3133ENPG9	1,200,000.00	FEDERAL FARM CREDIT BANKS FUNDING CORP 1.75 02/14/2025		10,500.00	10,500.00
02/14/2025	Final Maturity	3133ENPG9	1,200,000.00	FEDERAL FARM CREDIT BANKS FUNDING CORP 1.75 02/14/2025	1,200,000.00		1,200,000.00
02/14/2025	Coupon	3133EPSW6	2,405,000.00	FEDERAL FARM CREDIT BANKS FUNDING CORP 4.5 08/14/2026		54,112.50	54,112.50
02/14/2025	Coupon	532457CP1	1,250,000.00	ELI LILLY AND CO 4.15 08/14/2027		25,937.50	25,937.50
02/17/2025	Coupon	161571HT4	1,320,000.00	CHAIT 2023-1 A 5.16 09/15/2028		5,676.00	5,676.00
02/17/2025	Coupon	362554AC1	81,512.36	GMCAR 2021-4 A3 0.68 09/16/2026		28.12	28.12
02/17/2025	Principal Paydown	362554AC1	81,512.36	GMCAR 2021-4 A3 0.68 09/16/2026	8,116.23		8,116.23
02/17/2025	Coupon	36265WAD5	248,955.89	GMCAR 2022-3 A3 3.64 04/16/2027		523.98	523.98
02/17/2025	Principal Paydown	36265WAD5	248,955.89	GMCAR 2022-3 A3 3.64 04/16/2027	16,300.83		16,300.83
02/17/2025	Coupon	380146AC4	85,883.99	GMCAR 2022-1 A3 1.26 11/16/2026		55.58	55.58
02/17/2025	Principal Paydown	380146AC4	85,883.99	GMCAR 2022-1 A3 1.26 11/16/2026	7,918.19		7,918.19
02/17/2025	Coupon	437918AC9	1,250,000.00	HAROT 2024-1 A3 5.21 08/15/2028		5,427.08	5,427.08
02/17/2025	Coupon	47787JAC2	174,784.25	JDOT 2022 A3 0.36 09/15/2026		191.03	191.03
02/17/2025	Principal Paydown	47787JAC2	174,784.25	JDOT 2022 A3 0.36 09/15/2026	13,163.52		13,163.52
02/17/2025	Coupon	47789QAC4	88,024.73	JDOT 2021-B A3 0.52 03/16/2026		15.73	15.73
02/17/2025	Principal Paydown	47789QAC4	88,024.73	JDOT 2021-B A3 0.52 03/16/2026	15,373.84		15,373.84
02/17/2025	Coupon	47800RAD5	335,000.00	JDOT 2024 A3 4.96 11/15/2028		1,384.67	1,384.67
02/17/2025	Coupon	58770JAD6	350,000.00	MBALT 2024-A A3 5.32 01/18/2028		1,551.85	1,551.85
02/18/2025	Coupon	02582JIT8	905,000.00	AMXCA 2022-2 A 05/17/2027		2,556.63	2,556.63
02/18/2025	Coupon	02582JKH2	640,000.00	AMXCA 2024-1 A 5.23 04/16/2029		2,789.33	2,789.33
02/18/2025	Coupon	06428CAA2	1,000,000.00	BANK OF AMERICA NA 5.526 08/18/2026		27,630.00	27,630.00

# CASH FLOW REPORT



Murrieta Consolidated | Account | As of September 30, 2024

Payment Date	Transaction Type	CUSIP	Quantity	Security Description	Principal Amount	Income	Total Amount
02/18/2025	Coupon	26442JAA2	1,000,000.00	DUKE ENERGY PROGRESS LLC 3.25 08/15/2025		16,250.00	16,250.00
02/18/2025	Coupon	43815PAC3	254,859.33	HAROT 2022-2 A3 3.73 07/20/2026		530.71	530.71
02/18/2025	Principal Paydown	43815PAC3	254,859.33	HAROT 2022-2 A3 3.73 07/20/2026	19,636.47		19,636.47
02/18/2025	Coupon	58769GAD5	545,000.00	MBALT 2024-B A3 4.23 02/15/2028		1,921.13	1,921.13
02/18/2025	Coupon	9128283W8	2,750,000.00	UNITED STATES TREASURY 2.75 02/15/2028		37,812.50	37,812.50
02/20/2025	Coupon	36269FAD8	455,000.00	GMALT 2024-1 A3 5.09 03/22/2027		1,929.96	1,929.96
02/20/2025	Coupon	379929AD4	280,000.00	GMALT 2023-3 A3 5.38 11/20/2026		1,255.33	1,255.33
02/21/2025	Coupon	43815GAC3	89,617.49	HAROT 2021-4 A3 0.88 01/21/2026		30.81	30.81
02/21/2025	Principal Paydown	43815GAC3	89,617.49	HAROT 2021-4 A3 0.88 01/21/2026	11,111.59		11,111.59
02/24/2025	Coupon	023135BC9	1,000,000.00	AMAZON.COM INC 3.15 08/22/2027		15,750.00	15,750.00
02/24/2025	Coupon	037833BY5	1,000,000.00	APPLE INC 3.25 02/23/2026		16,250.00	16,250.00
02/25/2025	Coupon	05593AAC3	90,824.41	BMWLT 2023-1 A3 5.16 11/25/2025		47.74	47.74
02/25/2025	Effective Maturity	05593AAC3	90,824.41	BMWLT 2023-1 A3 5.16 11/25/2025	11,103.00		11,103.00
02/25/2025	Coupon	05602RAD3	163,609.51	BMWOT 2022-A A3 3.21 08/25/2026		270.23	270.23
02/25/2025	Principal Paydown	05602RAD3	163,609.51	BMWOT 2022-A A3 3.21 08/25/2026	13,566.75		13,566.75
02/25/2025	Coupon	05611UAD5	1,000,000.00	BMWLT 2024-1 A3 4.98 03/25/2027		4,150.00	4,150.00
02/25/2025	Coupon	096919AD7	600,000.00	BMWOT 2024-A A3 5.18 02/26/2029		2,590.00	2,590.00
02/25/2025	Coupon	3137BM7C4	1,190,293.87	FHMS K-051 A2 3.308 09/25/2025		3,253.48	3,253.48
02/25/2025	Principal Paydown	3137BM7C4	1,190,293.87	FHMS K-051 A2 3.308 09/25/2025	17,834.54		17,834.54
02/25/2025	Coupon	3137BSP72	2,000,000.00	FHMS K-058 A2 2.653 08/25/2026		4,421.67	4,421.67
02/25/2025	Coupon	3137BTUM1	882,915.96	FHMS K-061 A2 3.347 11/25/2026		2,442.73	2,442.73
02/25/2025	Principal Paydown	3137BTUM1	882,915.96	FHMS K-061 A2 3.347 11/25/2026	1,742.53		1,742.53
02/25/2025	Coupon	3137BVZ82	862,000.00	FHMS K-063 A2 3.43 01/25/2027		2,463.88	2,463.88
02/25/2025	Coupon	3137F1G44	1,000,000.00	FHMS K-065 A2 3.243 04/25/2027		2,702.50	2,702.50
02/25/2025	Coupon	3137F4X72	1,165,000.00	FHMS K-075 A2 3.65 02/25/2028		3,543.54	3,543.54
02/25/2025	Coupon	3137FBU79	1,245,611.84	FHMS K-069 A2 3.187 09/25/2027		3,286.26	3,286.26
02/25/2025	Principal Paydown	3137FBU79	1,245,611.84	FHMS K-069 A2 3.187 09/25/2027	2,007.94		2,007.94
02/25/2025	Coupon	3137FJEH8	1,250,000.00	FHMS K-081 A2 3.9 08/25/2028		4,062.50	4,062.50
02/25/2025	Coupon	3137H5YC5	1,500,000.00	FHMS K-748 A2 2.26 01/25/2029		2,825.00	2,825.00
02/26/2025	Coupon	17275RBQ4	1,500,000.00	CISCO SYSTEMS INC 4.8 02/26/2027		36,000.00	36,000.00
02/28/2025	Coupon	912828ZC7	1,200,000.00	UNITED STATES TREASURY 1.125 02/28/2025		6,750.00	6,750.00
02/28/2025	Final Maturity	912828ZC7	1,200,000.00	UNITED STATES TREASURY 1.125 02/28/2025	1,200,000.00		1,200,000.00

# CASH FLOW REPORT



Murrieta Consolidated | Account | As of September 30, 2024

Payment Date	Transaction Type	CUSIP	Quantity	Security Description	Principal Amount	Income	Total Amount
02/28/2025	Coupon	91282CAJ0	1,000,000.00	UNITED STATES TREASURY 0.25 08/31/2025		1,250.00	1,250.00
02/28/2025	Coupon	91282CFH9	2,500,000.00	UNITED STATES TREASURY 3.125 08/31/2027		39,062.50	39,062.50
<b>February 2025 Total</b>					<b>2,872,875.43</b>	<b>413,863.27</b>	<b>3,286,738.71</b>
<b>MARCH 2025</b>							
03/04/2025	Final Maturity	62479LQ40	2,700,000.00	MUFG Bank, Ltd. - New York Branch 03/04/2025	2,700,000.00		2,700,000.00
03/11/2025	Coupon	3130AWTQ3	4,500,000.00	FEDERAL HOME LOAN BANKS 4.625 09/11/2026		104,062.50	104,062.50
03/17/2025	Coupon	02582JIT8	905,000.00	AMXCA 2022-2 A 05/17/2027		2,556.63	2,556.63
03/17/2025	Coupon	02582JKH2	640,000.00	AMXCA 2024-1 A 5.23 04/16/2029		2,789.33	2,789.33
03/17/2025	Coupon	161571HT4	1,320,000.00	CHAIT 2023-1 A 5.16 09/15/2028		5,676.00	5,676.00
03/17/2025	Coupon	362554AC1	81,512.36	GMCAR 2021-4 A3 0.68 09/16/2026		23.52	23.52
03/17/2025	Principal Paydown	362554AC1	81,512.36	GMCAR 2021-4 A3 0.68 09/16/2026	7,903.54		7,903.54
03/17/2025	Coupon	36265WAD5	248,955.89	GMCAR 2022-3 A3 3.64 04/16/2027		474.54	474.54
03/17/2025	Principal Paydown	36265WAD5	248,955.89	GMCAR 2022-3 A3 3.64 04/16/2027	15,022.32		15,022.32
03/17/2025	Coupon	380146AC4	85,883.99	GMCAR 2022-1 A3 1.26 11/16/2026		47.27	47.27
03/17/2025	Principal Paydown	380146AC4	85,883.99	GMCAR 2022-1 A3 1.26 11/16/2026	7,683.91		7,683.91
03/17/2025	Coupon	437076CR1	1,000,000.00	HOME DEPOT INC 4.0 09/15/2025		20,000.00	20,000.00
03/17/2025	Coupon	437918AC9	1,250,000.00	HAROT 2024-1 A3 5.21 08/15/2028		5,427.08	5,427.08
03/17/2025	Coupon	47787JAC2	174,784.25	JDOT 2022 A3 0.36 09/15/2026		165.58	165.58
03/17/2025	Principal Paydown	47787JAC2	174,784.25	JDOT 2022 A3 0.36 09/15/2026	10,754.60		10,754.60
03/17/2025	Coupon	47789QAC4	88,024.73	JDOT 2021-B A3 0.52 03/16/2026		9.06	9.06
03/17/2025	Principal Paydown	47789QAC4	88,024.73	JDOT 2021-B A3 0.52 03/16/2026	12,940.09		12,940.09
03/17/2025	Coupon	47800RAD5	335,000.00	JDOT 2024 A3 4.96 11/15/2028		1,384.67	1,384.67
03/17/2025	Coupon	58769GAD5	545,000.00	MBALT 2024-B A3 4.23 02/15/2028		1,921.13	1,921.13
03/17/2025	Coupon	58770JAD6	350,000.00	MBALT 2024-A A3 5.32 01/18/2028		1,551.85	1,551.85
03/18/2025	Coupon	43815PAC3	254,859.33	HAROT 2022-2 A3 3.73 07/20/2026		469.68	469.68
03/18/2025	Principal Paydown	43815PAC3	254,859.33	HAROT 2022-2 A3 3.73 07/20/2026	19,005.27		19,005.27
03/18/2025	Coupon	857477CL5	1,210,000.00	STATE STREET CORP 4.993 03/18/2027		30,207.65	30,207.65
03/20/2025	Coupon	36269FAD8	455,000.00	GMALT 2024-1 A3 5.09 03/22/2027		1,929.96	1,929.96
03/20/2025	Coupon	379929AD4	280,000.00	GMALT 2023-3 A3 5.38 11/20/2026		1,255.33	1,255.33

# CASH FLOW REPORT



Murrieta Consolidated | Account | As of September 30, 2024

Payment Date	Transaction Type	CUSIP	Quantity	Security Description	Principal Amount	Income	Total Amount
03/20/2025	Principal Paydown	379929AD4	280,000.00	GMALT 2023-3 A3 5.38 11/20/2026	28,772.95		28,772.95
03/20/2025	Coupon	89236TKJ3	1,000,000.00	TOYOTA MOTOR CREDIT CORP 4.55 09/20/2027		22,750.00	22,750.00
03/21/2025	Coupon	43815GAC3	89,617.49	HAROT 2021-4 A3 0.88 01/21/2026		22.67	22.67
03/21/2025	Principal Paydown	43815GAC3	89,617.49	HAROT 2021-4 A3 0.88 01/21/2026	10,771.47		10,771.47
03/24/2025	Coupon	3133EPWK7	2,000,000.00	FEDERAL FARM CREDIT BANKS FUNDING CORP 4.5 09/22/2028		45,000.00	45,000.00
03/25/2025	Coupon	05602RAD3	163,609.51	BMWOT 2022-A A3 3.21 08/25/2026		233.94	233.94
03/25/2025	Principal Paydown	05602RAD3	163,609.51	BMWOT 2022-A A3 3.21 08/25/2026	13,134.56		13,134.56
03/25/2025	Coupon	05611UAD5	1,000,000.00	BMWLT 2024-1 A3 4.98 03/25/2027		4,150.00	4,150.00
03/25/2025	Coupon	096919AD7	600,000.00	BMWOT 2024-A A3 5.18 02/26/2029		2,590.00	2,590.00
03/25/2025	Coupon	3137BM7C4	1,190,293.87	FHMS K-051 A2 3.308 09/25/2025		3,204.32	3,204.32
03/25/2025	Principal Paydown	3137BM7C4	1,190,293.87	FHMS K-051 A2 3.308 09/25/2025	2,879.06		2,879.06
03/25/2025	Coupon	3137BSP72	2,000,000.00	FHMS K-058 A2 2.653 08/25/2026		4,421.67	4,421.67
03/25/2025	Coupon	3137BTUM1	882,915.96	FHMS K-061 A2 3.347 11/25/2026		2,437.87	2,437.87
03/25/2025	Principal Paydown	3137BTUM1	882,915.96	FHMS K-061 A2 3.347 11/25/2026	2,061.76		2,061.76
03/25/2025	Coupon	3137BVZ82	862,000.00	FHMS K-063 A2 3.43 01/25/2027		2,463.88	2,463.88
03/25/2025	Coupon	3137F1G44	1,000,000.00	FHMS K-065 A2 3.243 04/25/2027		2,702.50	2,702.50
03/25/2025	Coupon	3137F4X72	1,165,000.00	FHMS K-075 A2 3.65 02/25/2028		3,543.54	3,543.54
03/25/2025	Coupon	3137FBU79	1,245,611.84	FHMS K-069 A2 3.187 09/25/2027		3,280.93	3,280.93
03/25/2025	Principal Paydown	3137FBU79	1,245,611.84	FHMS K-069 A2 3.187 09/25/2027	2,420.69		2,420.69
03/25/2025	Coupon	3137FJEH8	1,250,000.00	FHMS K-081 A2 3.9 08/25/2028		4,062.50	4,062.50
03/25/2025	Coupon	3137H5YC5	1,500,000.00	FHMS K-748 A2 2.26 01/25/2029		2,825.00	2,825.00
03/26/2025	Coupon	3133EP6K6	1,000,000.00	FEDERAL FARM CREDIT BANKS FUNDING CORP 4.5 03/26/2027		22,500.00	22,500.00
03/31/2025	Coupon	9128285C0	3,250,000.00	UNITED STATES TREASURY 3.0 09/30/2025		48,750.00	48,750.00
03/31/2025	Coupon	9128286L9	2,500,000.00	UNITED STATES TREASURY 2.25 03/31/2026		28,125.00	28,125.00
03/31/2025	Coupon	912828ZF0	2,000,000.00	UNITED STATES TREASURY 0.5 03/31/2025		5,000.00	5,000.00
03/31/2025	Final Maturity	912828ZF0	2,000,000.00	UNITED STATES TREASURY 0.5 03/31/2025	2,000,000.00		2,000,000.00
03/31/2025	Coupon	91282CEF4	2,500,000.00	UNITED STATES TREASURY 2.5 03/31/2027		31,250.00	31,250.00
03/31/2025	Coupon	91282CFM8	1,600,000.00	UNITED STATES TREASURY 4.125 09/30/2027		33,000.00	33,000.00
<b>March 2025 Total</b>					<b>4,833,350.23</b>	<b>452,265.58</b>	<b>5,285,615.81</b>
<b>APRIL 2025</b>							



# CASH FLOW REPORT



Murrieta Consolidated | Account | As of September 30, 2024

Payment Date	Transaction Type	CUSIP	Quantity	Security Description	Principal Amount	Income	Total Amount
04/01/2025	Coupon	64952WFJ7	1,000,000.00	NEW YORK LIFE GLOBAL FUNDING 3.9 10/01/2027		19,500.00	19,500.00
04/09/2025	Coupon	3130B0TY5	1,500,000.00	FEDERAL HOME LOAN BANKS 4.75 04/09/2027		35,625.00	35,625.00
04/10/2025	Coupon	57629W6F2	750,000.00	MASSMUTUAL GLOBAL FUNDING II 4.5 04/10/2026		16,875.00	16,875.00
04/15/2025	Coupon	02582JIT8	905,000.00	AMXCA 2022-2 A 05/17/2027		2,556.63	2,556.63
04/15/2025	Coupon	02582JKH2	640,000.00	AMXCA 2024-1 A 5.23 04/16/2029		2,789.33	2,789.33
04/15/2025	Coupon	161571HT4	1,320,000.00	CHAIT 2023-1 A 5.16 09/15/2028		5,676.00	5,676.00
04/15/2025	Coupon	437918AC9	1,250,000.00	HAROT 2024-1 A3 5.21 08/15/2028		5,427.08	5,427.08
04/15/2025	Coupon	47787JAC2	174,784.25	JDOT 2022 A3 0.36 09/15/2026		144.78	144.78
04/15/2025	Principal Paydown	47787JAC2	174,784.25	JDOT 2022 A3 0.36 09/15/2026	13,675.78		13,675.78
04/15/2025	Coupon	47789QAC4	88,024.73	JDOT 2021-B A3 0.52 03/16/2026		3.46	3.46
04/15/2025	Effective Maturity	47789QAC4	88,024.73	JDOT 2021-B A3 0.52 03/16/2026	7,974.87		7,974.87
04/15/2025	Coupon	47800RAD5	335,000.00	JDOT 2024 A3 4.96 11/15/2028		1,384.67	1,384.67
04/15/2025	Coupon	58769GAD5	545,000.00	MBALT 2024-B A3 4.23 02/15/2028		1,921.13	1,921.13
04/15/2025	Coupon	58770JAD6	350,000.00	MBALT 2024-A A3 5.32 01/18/2028		1,551.85	1,551.85
04/15/2025	Coupon	91282CGV7	2,000,000.00	UNITED STATES TREASURY 3.75 04/15/2026		37,500.00	37,500.00
04/15/2025	Coupon	91324PDE9	1,250,000.00	UNITEDHEALTH GROUP INC 2.95 10/15/2027		18,437.50	18,437.50
04/16/2025	Coupon	362554AC1	81,512.36	GMCAR 2021-4 A3 0.68 09/16/2026		19.04	19.04
04/16/2025	Principal Paydown	362554AC1	81,512.36	GMCAR 2021-4 A3 0.68 09/16/2026	8,127.29		8,127.29
04/16/2025	Coupon	36265WAD5	248,955.89	GMCAR 2022-3 A3 3.64 04/16/2027		428.97	428.97
04/16/2025	Principal Paydown	36265WAD5	248,955.89	GMCAR 2022-3 A3 3.64 04/16/2027	15,481.01		15,481.01
04/16/2025	Coupon	380146AC4	85,883.99	GMCAR 2022-1 A3 1.26 11/16/2026		39.20	39.20
04/16/2025	Principal Paydown	380146AC4	85,883.99	GMCAR 2022-1 A3 1.26 11/16/2026	7,940.03		7,940.03
04/18/2025	Coupon	43815PAC3	254,859.33	HAROT 2022-2 A3 3.73 07/20/2026		410.60	410.60
04/18/2025	Principal Paydown	43815PAC3	254,859.33	HAROT 2022-2 A3 3.73 07/20/2026	19,319.92		19,319.92
04/21/2025	Coupon	36269FAD8	455,000.00	GMALT 2024-1 A3 5.09 03/22/2027		1,929.96	1,929.96
04/21/2025	Coupon	379929AD4	280,000.00	GMALT 2023-3 A3 5.38 11/20/2026		1,126.33	1,126.33
04/21/2025	Principal Paydown	379929AD4	280,000.00	GMALT 2023-3 A3 5.38 11/20/2026	29,086.09		29,086.09
04/21/2025	Coupon	43815GAC3	89,617.49	HAROT 2021-4 A3 0.88 01/21/2026		14.77	14.77
04/21/2025	Principal Paydown	43815GAC3	89,617.49	HAROT 2021-4 A3 0.88 01/21/2026	10,813.73		10,813.73
04/25/2025	Coupon	05602RAD3	163,609.51	BMWOT 2022-A A3 3.21 08/25/2026		198.81	198.81



# CASH FLOW REPORT



Murrieta Consolidated | Account | As of September 30, 2024

Payment Date	Transaction Type	CUSIP	Quantity	Security Description	Principal Amount	Income	Total Amount
04/25/2025	Principal Paydown	05602RAD3	163,609.51	BMWOT 2022-A A3 3.21 08/25/2026	13,418.20		13,418.20
04/25/2025	Coupon	05611UAD5	1,000,000.00	BMWLT 2024-1 A3 4.98 03/25/2027		4,150.00	4,150.00
04/25/2025	Coupon	06406RBC0	900,000.00	BANK OF NEW YORK MELLON CORP 3.35 04/25/2025		15,075.00	15,075.00
04/25/2025	Final Maturity	06406RBC0	900,000.00	BANK OF NEW YORK MELLON CORP 3.35 04/25/2025	900,000.00		900,000.00
04/25/2025	Coupon	096919AD7	600,000.00	BMWOT 2024-A A3 5.18 02/26/2029		2,590.00	2,590.00
04/25/2025	Coupon	3137BM7C4	1,190,293.87	FHMS K-051 A2 3.308 09/25/2025		3,196.38	3,196.38
04/25/2025	Principal Paydown	3137BM7C4	1,190,293.87	FHMS K-051 A2 3.308 09/25/2025	25,108.30		25,108.30
04/25/2025	Coupon	3137BSP72	2,000,000.00	FHMS K-058 A2 2.653 08/25/2026		4,421.67	4,421.67
04/25/2025	Coupon	3137BTUM1	882,915.96	FHMS K-061 A2 3.347 11/25/2026		2,432.12	2,432.12
04/25/2025	Principal Paydown	3137BTUM1	882,915.96	FHMS K-061 A2 3.347 11/25/2026	1,754.57		1,754.57
04/25/2025	Coupon	3137BVZ82	862,000.00	FHMS K-063 A2 3.43 01/25/2027		2,463.88	2,463.88
04/25/2025	Coupon	3137F1G44	1,000,000.00	FHMS K-065 A2 3.243 04/25/2027		2,702.50	2,702.50
04/25/2025	Coupon	3137F4X72	1,165,000.00	FHMS K-075 A2 3.65 02/25/2028		3,543.54	3,543.54
04/25/2025	Coupon	3137FBU79	1,245,611.84	FHMS K-069 A2 3.187 09/25/2027		3,274.50	3,274.50
04/25/2025	Principal Paydown	3137FBU79	1,245,611.84	FHMS K-069 A2 3.187 09/25/2027	2,022.39		2,022.39
04/25/2025	Coupon	3137FJEH8	1,250,000.00	FHMS K-081 A2 3.9 08/25/2028		4,062.50	4,062.50
04/25/2025	Coupon	3137H5YC5	1,500,000.00	FHMS K-748 A2 2.26 01/25/2029		2,825.00	2,825.00
04/30/2025	Coupon	9128285J5	2,500,000.00	UNITED STATES TREASURY 3.0 10/31/2025		37,500.00	37,500.00
04/30/2025	Coupon	912828ZL7	2,000,000.00	UNITED STATES TREASURY 0.375 04/30/2025		3,750.00	3,750.00
04/30/2025	Final Maturity	912828ZL7	2,000,000.00	UNITED STATES TREASURY 0.375 04/30/2025	2,000,000.00		2,000,000.00
<b>April 2025 Total</b>					<b>3,054,722.18</b>	<b>245,547.19</b>	<b>3,300,269.37</b>
<b>MAY 2025</b>							
05/01/2025	Coupon	74456QBU9	750,000.00	PUBLIC SERVICE ELECTRIC AND GAS CO 3.7 05/01/2028		13,875.00	13,875.00
05/05/2025	Coupon	00440EAV9	1,000,000.00	CHUBB INA HOLDINGS LLC 3.35 05/03/2026		16,750.00	16,750.00
05/08/2025	Coupon	3133ERDZ1	1,000,000.00	FEDERAL FARM CREDIT BANKS FUNDING CORP 4.75 05/08/2026		23,750.00	23,750.00
05/12/2025	Coupon	665859AW4	1,000,000.00	NORTHERN TRUST CORP 4.0 05/10/2027		20,000.00	20,000.00
05/12/2025	Coupon	713448FW3	510,000.00	PEPSICO INC 5.125 11/10/2026		13,068.75	13,068.75
05/13/2025	Coupon	14913R2V8	480,000.00	CATERPILLAR FINANCIAL SERVICES CORP 3.4 05/13/2025		8,160.00	8,160.00

# CASH FLOW REPORT



Murrieta Consolidated | Account | As of September 30, 2024

Payment Date	Transaction Type	CUSIP	Quantity	Security Description	Principal Amount	Income	Total Amount
05/13/2025	Final Maturity	14913R2V8	480,000.00	CATERPILLAR FINANCIAL SERVICES CORP 3.4 05/13/2025	480,000.00		480,000.00
05/15/2025	Coupon	009158AY2	1,500,000.00	AIR PRODUCTS AND CHEMICALS INC 1.85 05/15/2027		13,875.00	13,875.00
05/15/2025	Coupon	02582JIT8	905,000.00	AMXCA 2022-2 A 05/17/2027		2,556.63	2,556.63
05/15/2025	Final Maturity	02582JIT8	905,000.00	AMXCA 2022-2 A 05/17/2027	905,000.00		905,000.00
05/15/2025	Coupon	02582JKH2	640,000.00	AMXCA 2024-1 A 5.23 04/16/2029		2,789.33	2,789.33
05/15/2025	Coupon	161571HT4	1,320,000.00	CHAIT 2023-1 A 5.16 09/15/2028		5,676.00	5,676.00
05/15/2025	Coupon	341081GN1	1,500,000.00	FLORIDA POWER & LIGHT CO 4.4 05/15/2028		33,000.00	33,000.00
05/15/2025	Coupon	437918AC9	1,250,000.00	HAROT 2024-1 A3 5.21 08/15/2028		5,427.08	5,427.08
05/15/2025	Coupon	47787JAC2	174,784.25	JDOT 2022 A3 0.36 09/15/2026		118.35	118.35
05/15/2025	Principal Paydown	47787JAC2	174,784.25	JDOT 2022 A3 0.36 09/15/2026	12,552.25		12,552.25
05/15/2025	Coupon	47800RAD5	335,000.00	JDOT 2024 A3 4.96 11/15/2028		1,384.67	1,384.67
05/15/2025	Coupon	58769GAD5	545,000.00	MBALT 2024-B A3 4.23 02/15/2028		1,921.13	1,921.13
05/15/2025	Coupon	58770JAD6	350,000.00	MBALT 2024-A A3 5.32 01/18/2028		1,551.85	1,551.85
05/15/2025	Coupon	9128283F5	1,400,000.00	UNITED STATES TREASURY 2.25 11/15/2027		15,750.00	15,750.00
05/15/2025	Coupon	9128285M8	2,000,000.00	UNITED STATES TREASURY 3.125 11/15/2028		31,250.00	31,250.00
05/15/2025	Coupon	912828M56	2,500,000.00	UNITED STATES TREASURY 2.25 11/15/2025		28,125.00	28,125.00
05/15/2025	Coupon	912828U24	3,000,000.00	UNITED STATES TREASURY 2.0 11/15/2026		30,000.00	30,000.00
05/16/2025	Coupon	362554AC1	81,512.36	GMCAR 2021-4 A3 0.68 09/16/2026		14.44	14.44
05/16/2025	Principal Paydown	362554AC1	81,512.36	GMCAR 2021-4 A3 0.68 09/16/2026	7,860.04		7,860.04
05/16/2025	Coupon	36265WAD5	248,955.89	GMCAR 2022-3 A3 3.64 04/16/2027		382.01	382.01
05/16/2025	Principal Paydown	36265WAD5	248,955.89	GMCAR 2022-3 A3 3.64 04/16/2027	14,821.82		14,821.82
05/16/2025	Coupon	380146AC4	85,883.99	GMCAR 2022-1 A3 1.26 11/16/2026		30.86	30.86
05/16/2025	Principal Paydown	380146AC4	85,883.99	GMCAR 2022-1 A3 1.26 11/16/2026	7,642.65		7,642.65
05/19/2025	Coupon	3130AXU63	1,750,000.00	FEDERAL HOME LOAN BANKS 4.625 11/17/2026		40,468.75	40,468.75
05/19/2025	Coupon	43815PAC3	254,859.33	HAROT 2022-2 A3 3.73 07/20/2026		350.55	350.55
05/19/2025	Principal Paydown	43815PAC3	254,859.33	HAROT 2022-2 A3 3.73 07/20/2026	18,562.63		18,562.63
05/20/2025	Coupon	3133ERFJ5	1,000,000.00	FEDERAL FARM CREDIT BANKS FUNDING CORP 4.5 05/20/2027		22,500.00	22,500.00
05/20/2025	Coupon	36269FAD8	455,000.00	GMALT 2024-1 A3 5.09 03/22/2027		1,929.96	1,929.96

# CASH FLOW REPORT



Murrieta Consolidated | Account | As of September 30, 2024

Payment Date	Transaction Type	CUSIP	Quantity	Security Description	Principal Amount	Income	Total Amount
05/20/2025	Coupon	379929AD4	280,000.00	GMALT 2023-3 A3 5.38 11/20/2026		995.93	995.93
05/20/2025	Principal Paydown	379929AD4	280,000.00	GMALT 2023-3 A3 5.38 11/20/2026	36,567.89		36,567.89
05/21/2025	Coupon	43815GAC3	89,617.49	HAROT 2021-4 A3 0.88 01/21/2026		6.84	6.84
05/21/2025	Effective Maturity	43815GAC3	89,617.49	HAROT 2021-4 A3 0.88 01/21/2026	9,322.76		9,322.76
05/26/2025	Coupon	05602RAD3	163,609.51	BMWOT 2022-A A3 3.21 08/25/2026		162.91	162.91
05/26/2025	Principal Paydown	05602RAD3	163,609.51	BMWOT 2022-A A3 3.21 08/25/2026	12,489.05		12,489.05
05/26/2025	Coupon	05611UAD5	1,000,000.00	BMWLT 2024-1 A3 4.98 03/25/2027		4,150.00	4,150.00
05/26/2025	Coupon	096919AD7	600,000.00	BMWOT 2024-A A3 5.18 02/26/2029		2,590.00	2,590.00
05/26/2025	Coupon	3137BM7C4	1,190,293.87	FHMS K-051 A2 3.308 09/25/2025		3,127.17	3,127.17
05/26/2025	Principal Paydown	3137BM7C4	1,190,293.87	FHMS K-051 A2 3.308 09/25/2025	21,055.59		21,055.59
05/26/2025	Coupon	3137BSP72	2,000,000.00	FHMS K-058 A2 2.653 08/25/2026		4,421.67	4,421.67
05/26/2025	Coupon	3137BTUM1	882,915.96	FHMS K-061 A2 3.347 11/25/2026		2,427.22	2,427.22
05/26/2025	Principal Paydown	3137BTUM1	882,915.96	FHMS K-061 A2 3.347 11/25/2026	1,864.21		1,864.21
05/26/2025	Coupon	3137BVZ82	862,000.00	FHMS K-063 A2 3.43 01/25/2027		2,463.88	2,463.88
05/26/2025	Coupon	3137F1G44	1,000,000.00	FHMS K-065 A2 3.243 04/25/2027		2,702.50	2,702.50
05/26/2025	Coupon	3137F4X72	1,165,000.00	FHMS K-075 A2 3.65 02/25/2028		3,543.54	3,543.54
05/26/2025	Coupon	3137FBU79	1,245,611.84	FHMS K-069 A2 3.187 09/25/2027		3,269.13	3,269.13
05/26/2025	Principal Paydown	3137FBU79	1,245,611.84	FHMS K-069 A2 3.187 09/25/2027	2,163.83		2,163.83
05/26/2025	Coupon	3137FJEH8	1,250,000.00	FHMS K-081 A2 3.9 08/25/2028		4,062.50	4,062.50
05/26/2025	Coupon	3137H5YC5	1,500,000.00	FHMS K-748 A2 2.26 01/25/2029		2,825.00	2,825.00
<b>May 2025 Total</b>					<b>1,529,902.72</b>	<b>371,453.63</b>	<b>1,901,356.35</b>
<b>JUNE 2025</b>							
06/02/2025	Coupon	023135CN4	425,000.00	AMAZON.COM INC 4.6 12/01/2025		9,775.00	9,775.00
06/02/2025	Coupon	438516CB0	1,000,000.00	HONEYWELL INTERNATIONAL INC 1.35 06/01/2025		6,750.00	6,750.00
06/02/2025	Final Maturity	438516CB0	1,000,000.00	HONEYWELL INTERNATIONAL INC 1.35 06/01/2025	1,000,000.00		1,000,000.00
06/02/2025	Coupon	912828ZT0	1,800,000.00	UNITED STATES TREASURY 0.25 05/31/2025		2,250.00	2,250.00
06/02/2025	Final Maturity	912828ZT0	1,800,000.00	UNITED STATES TREASURY 0.25 05/31/2025	1,800,000.00		1,800,000.00
06/06/2025	Coupon	89115A2A9	1,000,000.00	TORONTO-DOMINION BANK 3.766 06/06/2025		18,830.00	18,830.00
06/06/2025	Final Maturity	89115A2A9	1,000,000.00	TORONTO-DOMINION BANK 3.766 06/06/2025	1,000,000.00		1,000,000.00
06/09/2025	Coupon	3130AVVX7	1,120,000.00	FEDERAL HOME LOAN BANKS 3.75 06/09/2028		21,000.00	21,000.00

# CASH FLOW REPORT



Murrieta Consolidated | Account | As of September 30, 2024

Payment Date	Transaction Type	CUSIP	Quantity	Security Description	Principal Amount	Income	Total Amount
06/09/2025	Coupon	3130AWC24	2,000,000.00	FEDERAL HOME LOAN BANKS 4.0 06/09/2028		40,000.00	40,000.00
06/09/2025	Coupon	48125LRU8	1,575,000.00	JPMORGAN CHASE BANK NA 5.11 12/08/2026		40,241.25	40,241.25
06/12/2025	Coupon	3130AWLZ1	2,000,000.00	FEDERAL HOME LOAN BANKS 4.75 06/12/2026		47,500.00	47,500.00
06/16/2025	Coupon	02582JKH2	640,000.00	AMXCA 2024-1 A 5.23 04/16/2029		2,789.33	2,789.33
06/16/2025	Coupon	161571HT4	1,320,000.00	CHAIT 2023-1 A 5.16 09/15/2028		5,676.00	5,676.00
06/16/2025	Coupon	362554AC1	81,512.36	GMCAR 2021-4 A3 0.68 09/16/2026		9.98	9.98
06/16/2025	Principal Paydown	362554AC1	81,512.36	GMCAR 2021-4 A3 0.68 09/16/2026	7,517.37		7,517.37
06/16/2025	Coupon	36265WAD5	248,955.89	GMCAR 2022-3 A3 3.64 04/16/2027		337.05	337.05
06/16/2025	Principal Paydown	36265WAD5	248,955.89	GMCAR 2022-3 A3 3.64 04/16/2027	14,552.88		14,552.88
06/16/2025	Coupon	380146AC4	85,883.99	GMCAR 2022-1 A3 1.26 11/16/2026		22.84	22.84
06/16/2025	Principal Paydown	380146AC4	85,883.99	GMCAR 2022-1 A3 1.26 11/16/2026	7,507.52		7,507.52
06/16/2025	Coupon	437918AC9	1,250,000.00	HAROT 2024-1 A3 5.21 08/15/2028		5,427.08	5,427.08
06/16/2025	Coupon	47787JAC2	174,784.25	JDOT 2022 A3 0.36 09/15/2026		94.08	94.08
06/16/2025	Principal Paydown	47787JAC2	174,784.25	JDOT 2022 A3 0.36 09/15/2026	10,156.88		10,156.88
06/16/2025	Coupon	47800RAD5	335,000.00	JDOT 2024 A3 4.96 11/15/2028		1,384.67	1,384.67
06/16/2025	Coupon	58769GAD5	545,000.00	MBALT 2024-B A3 4.23 02/15/2028		1,921.13	1,921.13
06/16/2025	Coupon	58770JAD6	350,000.00	MBALT 2024-A A3 5.32 01/18/2028		1,551.85	1,551.85
06/16/2025	Coupon	63743HFE7	1,105,000.00	NATIONAL RURAL UTILITIES COOPERATIVE FINANCE CORP 3.45 06/15/2025		19,061.25	19,061.25
06/16/2025	Final Maturity	63743HFE7	1,105,000.00	NATIONAL RURAL UTILITIES COOPERATIVE FINANCE CORP 3.45 06/15/2025	1,105,000.00		1,105,000.00
06/18/2025	Coupon	43815PAC3	254,859.33	HAROT 2022-2 A3 3.73 07/20/2026		292.85	292.85
06/18/2025	Principal Paydown	43815PAC3	254,859.33	HAROT 2022-2 A3 3.73 07/20/2026	16,663.79		16,663.79
06/20/2025	Coupon	36269FAD8	455,000.00	GMALT 2024-1 A3 5.09 03/22/2027		1,929.96	1,929.96
06/20/2025	Coupon	379929AD4	280,000.00	GMALT 2023-3 A3 5.38 11/20/2026		831.99	831.99
06/20/2025	Principal Paydown	379929AD4	280,000.00	GMALT 2023-3 A3 5.38 11/20/2026	33,199.14		33,199.14
06/20/2025	Coupon	58989V2F0	1,000,000.00	MET TOWER GLOBAL FUNDING 5.4 06/20/2026		27,000.00	27,000.00
06/25/2025	Coupon	05602RAD3	163,609.51	BMWOT 2022-A A3 3.21 08/25/2026		129.51	129.51
06/25/2025	Principal Paydown	05602RAD3	163,609.51	BMWOT 2022-A A3 3.21 08/25/2026	11,914.13		11,914.13
06/25/2025	Coupon	05611UAD5	1,000,000.00	BMWLT 2024-1 A3 4.98 03/25/2027		4,150.00	4,150.00
06/25/2025	Coupon	096919AD7	600,000.00	BMWOT 2024-A A3 5.18 02/26/2029		2,590.00	2,590.00
06/25/2025	Coupon	3137BM7C4	1,190,293.87	FHMS K-051 A2 3.308 09/25/2025		3,069.13	3,069.13

# CASH FLOW REPORT



Murrieta Consolidated | Account | As of September 30, 2024

Payment Date	Transaction Type	CUSIP	Quantity	Security Description	Principal Amount	Income	Total Amount
06/25/2025	Principal Paydown	3137BM7C4	1,190,293.87	FHMS K-051 A2 3.308 09/25/2025	108,042.58		108,042.58
06/25/2025	Coupon	3137BSP72	2,000,000.00	FHMS K-058 A2 2.653 08/25/2026		4,421.67	4,421.67
06/25/2025	Coupon	3137BTUM1	882,915.96	FHMS K-061 A2 3.347 11/25/2026		2,422.02	2,422.02
06/25/2025	Principal Paydown	3137BTUM1	882,915.96	FHMS K-061 A2 3.347 11/25/2026	1,765.98		1,765.98
06/25/2025	Coupon	3137BVZ82	862,000.00	FHMS K-063 A2 3.43 01/25/2027		2,463.88	2,463.88
06/25/2025	Coupon	3137F1G44	1,000,000.00	FHMS K-065 A2 3.243 04/25/2027		2,702.50	2,702.50
06/25/2025	Coupon	3137F4X72	1,165,000.00	FHMS K-075 A2 3.65 02/25/2028		3,543.54	3,543.54
06/25/2025	Coupon	3137FBU79	1,245,611.84	FHMS K-069 A2 3.187 09/25/2027		3,263.38	3,263.38
06/25/2025	Principal Paydown	3137FBU79	1,245,611.84	FHMS K-069 A2 3.187 09/25/2027	2,036.00		2,036.00
06/25/2025	Coupon	3137FJEH8	1,250,000.00	FHMS K-081 A2 3.9 08/25/2028		4,062.50	4,062.50
06/25/2025	Coupon	3137H5YC5	1,500,000.00	FHMS K-748 A2 2.26 01/25/2029		2,825.00	2,825.00
06/25/2025	Coupon	437076DB5	740,000.00	HOME DEPOT INC 4.875 06/25/2027		18,037.50	18,037.50
06/30/2025	Coupon	9128285T3	2,500,000.00	UNITED STATES TREASURY 2.625 12/31/2025		32,812.50	32,812.50
06/30/2025	Coupon	912828YX2	1,750,000.00	UNITED STATES TREASURY 1.75 12/31/2026		15,312.50	15,312.50
06/30/2025	Coupon	91282CEW7	1,300,000.00	UNITED STATES TREASURY 3.25 06/30/2027		21,125.00	21,125.00
<b>June 2025 Total</b>					<b>5,118,356.27</b>	<b>377,606.92</b>	<b>5,495,963.20</b>
<b>JULY 2025</b>							
07/08/2025	Coupon	24422EXF1	1,000,000.00	JOHN DEERE CAPITAL CORP 4.5 01/08/2027		22,500.00	22,500.00
07/14/2025	Coupon	459058KT9	500,000.00	INTERNATIONAL BANK FOR RECONSTRUCTION AND DEVELOPM 3.5 07/12/2028		8,750.00	8,750.00
07/15/2025	Coupon	02582JKH2	640,000.00	AMXCA 2024-1 A 5.23 04/16/2029		2,789.33	2,789.33
07/15/2025	Coupon	161571HT4	1,320,000.00	CHAIT 2023-1 A 5.16 09/15/2028		5,676.00	5,676.00
07/15/2025	Coupon	3130AYPN0	2,000,000.00	FEDERAL HOME LOAN BANKS 4.125 01/15/2027		41,250.00	41,250.00
07/15/2025	Coupon	437918AC9	1,250,000.00	HAROT 2024-1 A3 5.21 08/15/2028		5,427.08	5,427.08
07/15/2025	Coupon	47787JAC2	174,784.25	JDOT 2022 A3 0.36 09/15/2026		74.44	74.44
07/15/2025	Principal Paydown	47787JAC2	174,784.25	JDOT 2022 A3 0.36 09/15/2026	12,031.21		12,031.21
07/15/2025	Coupon	47800RAD5	335,000.00	JDOT 2024 A3 4.96 11/15/2028		1,384.67	1,384.67
07/15/2025	Coupon	58769GAD5	545,000.00	MBALT 2024-B A3 4.23 02/15/2028		1,921.13	1,921.13
07/15/2025	Coupon	58770JAD6	350,000.00	MBALT 2024-A A3 5.32 01/18/2028		1,551.85	1,551.85
07/16/2025	Coupon	362554AC1	81,512.36	GMCAR 2021-4 A3 0.68 09/16/2026		5.72	5.72
07/16/2025	Principal Paydown	362554AC1	81,512.36	GMCAR 2021-4 A3 0.68 09/16/2026	7,221.92		7,221.92

# CASH FLOW REPORT



Murrieta Consolidated | Account | As of September 30, 2024

Payment Date	Transaction Type	CUSIP	Quantity	Security Description	Principal Amount	Income	Total Amount
07/16/2025	Coupon	36265WAD5	248,955.89	GMCAR 2022-3 A3 3.64 04/16/2027		292.91	292.91
07/16/2025	Principal Paydown	36265WAD5	248,955.89	GMCAR 2022-3 A3 3.64 04/16/2027	14,277.55		14,277.55
07/16/2025	Coupon	380146AC4	85,883.99	GMCAR 2022-1 A3 1.26 11/16/2026		14.95	14.95
07/16/2025	Principal Paydown	380146AC4	85,883.99	GMCAR 2022-1 A3 1.26 11/16/2026	7,369.14		7,369.14
07/17/2025	Coupon	61747YET8	1,000,000.00	MORGAN STANLEY 4.679 07/17/2026		23,395.00	23,395.00
07/17/2025	Effective Maturity	61747YET8	1,000,000.00	MORGAN STANLEY 4.679 07/17/2026	1,000,000.00		1,000,000.00
07/18/2025	Coupon	43815PAC3	254,859.33	HAROT 2022-2 A3 3.73 07/20/2026		241.05	241.05
07/18/2025	Principal Paydown	43815PAC3	254,859.33	HAROT 2022-2 A3 3.73 07/20/2026	16,248.10		16,248.10
07/21/2025	Coupon	36269FAD8	455,000.00	GMALT 2024-1 A3 5.09 03/22/2027		1,929.96	1,929.96
07/21/2025	Principal Paydown	36269FAD8	455,000.00	GMALT 2024-1 A3 5.09 03/22/2027	28,527.77		28,527.77
07/21/2025	Coupon	379929AD4	280,000.00	GMALT 2023-3 A3 5.38 11/20/2026		683.14	683.14
07/21/2025	Principal Paydown	379929AD4	280,000.00	GMALT 2023-3 A3 5.38 11/20/2026	31,750.49		31,750.49
07/21/2025	Coupon	78016HZT0	1,245,000.00	ROYAL BANK OF CANADA 4.875 01/19/2027		30,346.88	30,346.88
07/22/2025	Coupon	3133EPW68	1,400,000.00	FEDERAL FARM CREDIT BANKS FUNDING CORP 4.125 01/22/2026		28,875.00	28,875.00
07/25/2025	Coupon	05602RAD3	163,609.51	BMWOT 2022-A A3 3.21 08/25/2026		97.64	97.64
07/25/2025	Principal Paydown	05602RAD3	163,609.51	BMWOT 2022-A A3 3.21 08/25/2026	11,606.08		11,606.08
07/25/2025	Coupon	05611UAD5	1,000,000.00	BMWLT 2024-1 A3 4.98 03/25/2027		4,150.00	4,150.00
07/25/2025	Principal Paydown	05611UAD5	1,000,000.00	BMWLT 2024-1 A3 4.98 03/25/2027	49,814.12		49,814.12
07/25/2025	Coupon	096919AD7	600,000.00	BMWOT 2024-A A3 5.18 02/26/2029		2,590.00	2,590.00
07/25/2025	Coupon	3137BM7C4	1,190,293.87	FHMS K-051 A2 3.308 09/25/2025		2,771.29	2,771.29
07/25/2025	Principal Paydown	3137BM7C4	1,190,293.87	FHMS K-051 A2 3.308 09/25/2025	202,098.57		202,098.57
07/25/2025	Coupon	3137BSP72	2,000,000.00	FHMS K-058 A2 2.653 08/25/2026		4,421.67	4,421.67
07/25/2025	Coupon	3137BTUM1	882,915.96	FHMS K-061 A2 3.347 11/25/2026		2,417.10	2,417.10
07/25/2025	Principal Paydown	3137BTUM1	882,915.96	FHMS K-061 A2 3.347 11/25/2026	1,875.21		1,875.21
07/25/2025	Coupon	3137BVZ82	862,000.00	FHMS K-063 A2 3.43 01/25/2027		2,463.88	2,463.88
07/25/2025	Coupon	3137F1G44	1,000,000.00	FHMS K-065 A2 3.243 04/25/2027		2,702.50	2,702.50
07/25/2025	Coupon	3137F4X72	1,165,000.00	FHMS K-075 A2 3.65 02/25/2028		3,543.54	3,543.54
07/25/2025	Coupon	3137FBU79	1,245,611.84	FHMS K-069 A2 3.187 09/25/2027		3,257.97	3,257.97
07/25/2025	Principal Paydown	3137FBU79	1,245,611.84	FHMS K-069 A2 3.187 09/25/2027	2,176.97		2,176.97
07/25/2025	Coupon	3137FJEH8	1,250,000.00	FHMS K-081 A2 3.9 08/25/2028		4,062.50	4,062.50
07/25/2025	Coupon	3137H5YC5	1,500,000.00	FHMS K-748 A2 2.26 01/25/2029		2,825.00	2,825.00

# CASH FLOW REPORT



Murrieta Consolidated | Account | As of September 30, 2024

Payment Date	Transaction Type	CUSIP	Quantity	Security Description	Principal Amount	Income	Total Amount
07/28/2025	Coupon	09290DAH4	750,000.00	BLACKROCK FUNDING INC 4.6 07/26/2027		17,250.00	17,250.00
07/30/2025	Coupon	3133EPZY4	2,000,000.00	FEDERAL FARM CREDIT BANKS FUNDING CORP 5.0 07/30/2026		50,000.00	50,000.00
07/31/2025	Coupon	91282CAB7	2,000,000.00	UNITED STATES TREASURY 0.25 07/31/2025		2,500.00	2,500.00
07/31/2025	Final Maturity	91282CAB7	2,000,000.00	UNITED STATES TREASURY 0.25 07/31/2025	2,000,000.00		2,000,000.00
07/31/2025	Coupon	91282CFB2	2,000,000.00	UNITED STATES TREASURY 2.75 07/31/2027		27,500.00	27,500.00
<b>July 2025 Total</b>					<b>3,384,997.12</b>	<b>309,662.20</b>	<b>3,694,659.32</b>
<b>AUGUST 2025</b>							
08/11/2025	Coupon	69371RS56	1,450,000.00	PACCAR FINANCIAL CORP 5.05 08/10/2026		36,612.50	36,612.50
08/12/2025	Coupon	14913R2Z9	1,375,000.00	CATERPILLAR FINANCIAL SERVICES CORP 3.65 08/12/2025		25,093.75	25,093.75
08/12/2025	Final Maturity	14913R2Z9	1,375,000.00	CATERPILLAR FINANCIAL SERVICES CORP 3.65 08/12/2025	1,375,000.00		1,375,000.00
08/14/2025	Coupon	3133EPSW6	2,405,000.00	FEDERAL FARM CREDIT BANKS FUNDING CORP 4.5 08/14/2026		54,112.50	54,112.50
08/14/2025	Coupon	532457CP1	1,250,000.00	ELI LILLY AND CO 4.15 08/14/2027		25,937.50	25,937.50
08/15/2025	Coupon	02582JKH2	640,000.00	AMXCA 2024-1 A 5.23 04/16/2029		2,789.33	2,789.33
08/15/2025	Coupon	161571HT4	1,320,000.00	CHAIT 2023-1 A 5.16 09/15/2028		5,676.00	5,676.00
08/15/2025	Coupon	26442UAA2	1,000,000.00	DUKE ENERGY PROGRESS LLC 3.25 08/15/2025		16,250.00	16,250.00
08/15/2025	Final Maturity	26442UAA2	1,000,000.00	DUKE ENERGY PROGRESS LLC 3.25 08/15/2025	1,000,000.00		1,000,000.00
08/15/2025	Coupon	437918AC9	1,250,000.00	HAROT 2024-1 A3 5.21 08/15/2028		5,427.08	5,427.08
08/15/2025	Coupon	47787JAC2	174,784.25	JDOT 2022 A3 0.36 09/15/2026		51.18	51.18
08/15/2025	Principal Paydown	47787JAC2	174,784.25	JDOT 2022 A3 0.36 09/15/2026	10,901.10		10,901.10
08/15/2025	Coupon	47800RAD5	335,000.00	JDOT 2024 A3 4.96 11/15/2028		1,384.67	1,384.67
08/15/2025	Coupon	58769GAD5	545,000.00	MBALT 2024-B A3 4.23 02/15/2028		1,921.13	1,921.13
08/15/2025	Coupon	58770JAD6	350,000.00	MBALT 2024-A A3 5.32 01/18/2028		1,551.85	1,551.85
08/15/2025	Coupon	9128283W8	2,750,000.00	UNITED STATES TREASURY 2.75 02/15/2028		37,812.50	37,812.50
08/18/2025	Coupon	06428CAA2	1,000,000.00	BANK OF AMERICA NA 5.526 08/18/2026		27,630.00	27,630.00
08/18/2025	Coupon	362554AC1	81,512.36	GMCAR 2021-4 A3 0.68 09/16/2026		1.63	1.63
08/18/2025	Effective Maturity	362554AC1	81,512.36	GMCAR 2021-4 A3 0.68 09/16/2026	2,878.27		2,878.27
08/18/2025	Coupon	36265WAD5	248,955.89	GMCAR 2022-3 A3 3.64 04/16/2027		249.60	249.60
08/18/2025	Principal Paydown	36265WAD5	248,955.89	GMCAR 2022-3 A3 3.64 04/16/2027	13,880.73		13,880.73



# CASH FLOW REPORT



Murrieta Consolidated | Account | As of September 30, 2024

Payment Date	Transaction Type	CUSIP	Quantity	Security Description	Principal Amount	Income	Total Amount
08/18/2025	Coupon	380146AC4	85,883.99	GMCAR 2022-1 A3 1.26 11/16/2026		7.22	7.22
08/18/2025	Principal Paydown	380146AC4	85,883.99	GMCAR 2022-1 A3 1.26 11/16/2026	6,809.07		6,809.07
08/18/2025	Coupon	43815PAC3	254,859.33	HAROT 2022-2 A3 3.73 07/20/2026		190.55	190.55
08/18/2025	Principal Paydown	43815PAC3	254,859.33	HAROT 2022-2 A3 3.73 07/20/2026	15,750.93		15,750.93
08/20/2025	Coupon	36269FAD8	455,000.00	GMALT 2024-1 A3 5.09 03/22/2027		1,808.95	1,808.95
08/20/2025	Principal Paydown	36269FAD8	455,000.00	GMALT 2024-1 A3 5.09 03/22/2027	34,267.83		34,267.83
08/20/2025	Coupon	379929AD4	280,000.00	GMALT 2023-3 A3 5.38 11/20/2026		540.80	540.80
08/20/2025	Principal Paydown	379929AD4	280,000.00	GMALT 2023-3 A3 5.38 11/20/2026	30,333.75		30,333.75
08/22/2025	Coupon	023135BC9	1,000,000.00	AMAZON.COM INC 3.15 08/22/2027		15,750.00	15,750.00
08/25/2025	Coupon	037833BY5	1,000,000.00	APPLE INC 3.25 02/23/2026		16,250.00	16,250.00
08/25/2025	Coupon	05602RAD3	163,609.51	BMWOT 2022-A A3 3.21 08/25/2026		66.59	66.59
08/25/2025	Principal Paydown	05602RAD3	163,609.51	BMWOT 2022-A A3 3.21 08/25/2026	11,239.09		11,239.09
08/25/2025	Coupon	05611UAD5	1,000,000.00	BMWLT 2024-1 A3 4.98 03/25/2027		3,943.27	3,943.27
08/25/2025	Principal Paydown	05611UAD5	1,000,000.00	BMWLT 2024-1 A3 4.98 03/25/2027	83,044.69		83,044.69
08/25/2025	Coupon	096919AD7	600,000.00	BMWOT 2024-A A3 5.18 02/26/2029		2,590.00	2,590.00
08/25/2025	Coupon	3137BM7C4	1,190,293.87	FHMS K-051 A2 3.308 09/25/2025		2,214.17	2,214.17
08/25/2025	Principal Paydown	3137BM7C4	1,190,293.87	FHMS K-051 A2 3.308 09/25/2025	373,128.58		373,128.58
08/25/2025	Coupon	3137BSP72	2,000,000.00	FHMS K-058 A2 2.653 08/25/2026		4,421.67	4,421.67
08/25/2025	Coupon	3137BTUM1	882,915.96	FHMS K-061 A2 3.347 11/25/2026		2,411.87	2,411.87
08/25/2025	Principal Paydown	3137BTUM1	882,915.96	FHMS K-061 A2 3.347 11/25/2026	1,777.44		1,777.44
08/25/2025	Coupon	3137BVZ82	862,000.00	FHMS K-063 A2 3.43 01/25/2027		2,463.88	2,463.88
08/25/2025	Coupon	3137F1G44	1,000,000.00	FHMS K-065 A2 3.243 04/25/2027		2,702.50	2,702.50
08/25/2025	Coupon	3137F4X72	1,165,000.00	FHMS K-075 A2 3.65 02/25/2028		3,543.54	3,543.54
08/25/2025	Coupon	3137FBU79	1,245,611.84	FHMS K-069 A2 3.187 09/25/2027		3,252.19	3,252.19
08/25/2025	Principal Paydown	3137FBU79	1,245,611.84	FHMS K-069 A2 3.187 09/25/2027	2,049.69		2,049.69
08/25/2025	Coupon	3137FJEH8	1,250,000.00	FHMS K-081 A2 3.9 08/25/2028		4,062.50	4,062.50
08/25/2025	Coupon	3137H5YC5	1,500,000.00	FHMS K-748 A2 2.26 01/25/2029		2,825.00	2,825.00
08/26/2025	Coupon	17275RBQ4	1,500,000.00	CISCO SYSTEMS INC 4.8 02/26/2027		36,000.00	36,000.00
<b>August 2025 Total</b>					<b>2,961,061.18</b>	<b>347,545.91</b>	<b>3,308,607.09</b>
<b>Grand Total</b>			<b>502,096,961.34</b>		<b>40,883,207.59</b>	<b>3,873,021.97</b>	<b>44,756,229.57</b>



## IMPORTANT DISCLOSURES



Murrieta Consolidated | Account | As of September 30, 2024

Chandler Asset Management, Inc. (“Chandler”) is an SEC registered investment adviser. For additional information about our firm, please see our current disclosures (Form ADV). To obtain a copy of our current disclosures, you may contact your client service representative by calling the number on the front of this statement or you may visit our website at [www.chandlerasset.com](http://www.chandlerasset.com).

Information contained in this monthly statement is confidential and is provided for informational purposes only and should not be construed as specific investment or legal advice. The information contained herein was obtained from sources believed to be reliable as of the date of this statement, but may become outdated or superseded at any time without notice.

**Custody:** Your qualified custodian bank maintains control of all assets reflected in this statement and we urge you to compare this statement to the one you receive from your qualified custodian. Chandler does not have any authority to withdraw or deposit funds from/to the custodian account.

**Valuation:** Prices are provided by IDC, an independent pricing source. In the event IDC does not provide a price or if the price provided is not reflective of fair market value, Chandler will obtain pricing from an alternative approved third party pricing source in accordance with our written valuation policy and procedures. Our valuation procedures are also disclosed in Item 5 of our Form ADV Part 2A.

**Performance:** Performance results are presented gross-of-advisory fees and represent the client’s Total Return. The deduction of advisory fees lowers performance results. These results include the reinvestment of dividends and other earnings. Past performance may not be indicative of future results. Therefore, clients should not assume that future performance of any specific investment or investment strategy will be profitable or equal to past performance levels. All investment strategies have the potential for profit or loss. Economic factors, market conditions or changes in investment strategies, contributions or withdrawals may materially alter the performance and results of your portfolio.

Source ice Data Indices, LLC (“ICE”), used with permission. ICE PERMITS USE OF THE ICE INDICES AND RELATED DATA ON AN “AS IS” BASIS; ICE, ITS AFFILIATES AND THEIR RESPECTIVE THIRD PARTY SUPPLIERS DISCLAIM ANY AND ALL WARRANTIES AND REPRESENTATIONS, EXPRESS AND/OR IMPLIED, INCLUDING ANY WARRANTIES OF MERCHANTABILITY OR FITNESS FOR A PARTICULAR PURPOSE OR USE, INCLUDING THE INDICES, INDEX DATA AND ANY DATA INCLUDED IN, RELATED TO, OR DERIVED THEREFROM. NEITHER ICE DATA, ITS AFFILIATES OR THEIR RESPECTIVE THIRD PARTY PROVIDERS GUARANTEE THE QUALITY, ADEQUACY, ACCURACY, TIMELINESS OR COMPLETENESS OF THE INDICES OR THE INDEX DATA OR ANY COMPONENT THEREOF, AND THE INDICES AND INDEX DATA AND ALL COMPONENTS THEREOF ARE PROVIDED ON AN “AS IS” BASIS AND LICENSEE’S USE IS AT LICENSEE’S OWN RISK. ICE DATA, ITS AFFILIATES AND THEIR RESPECTIVE THIRD PARTY DO NOT SPONSOR, ENDORSE, OR RECOMMEND CHANDLER, OR ANY OF ITS PRODUCTS OR SERVICES.

Index returns assume reinvestment of all distributions. Historical performance results for investment indexes generally do not reflect the deduction of transaction and/or custodial charges or the deduction of an investment management fee, the incurrence of which would have the effect of decreasing historical performance results. It is not possible to invest directly in an index.

**Ratings:** Ratings information have been provided by Moody’s, S&P and Fitch through data feeds we believe to be reliable as of the date of this statement, however we cannot guarantee its accuracy.

Security level ratings for U.S. Agency issued mortgage-backed securities (“MBS”) reflect the issuer rating because the securities themselves are not rated. The issuing U.S. Agency guarantees the full and timely payment of both principal and interest and carries a AA+/Aaa/AAA by S&P, Moody’s and Fitch respectively.