

MONTHLY ACCOUNT STATEMENT

City of Murrieta | Account #10703 | As of March 31, 2026

Custodian:

US Bank

PORTFOLIO SUMMARY

City of Murrieta | Account | As of March 31, 2026

Portfolio Characteristics

Average Modified Duration	1.83
Average Coupon	3.88%
Average Purchase YTM	4.32%
Average Market YTM	3.97%
Average Credit Quality*	AA+
Average Final Maturity	2.15
Average Life	1.97

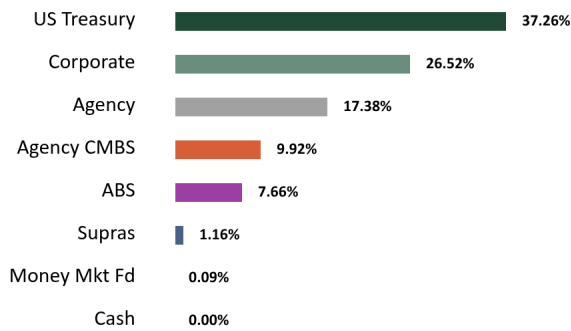
Account Summary

	End Values as of 02/28/2026	End Values as of 03/31/2026
Market Value	158,378,804.13	157,790,414.73
Accrued Interest	1,245,573.50	1,180,717.39
Total Market Value	159,624,377.63	158,971,132.11
Income Earned	454,777.04	643,165.31
Cont/WD	0.00	0.00
Par	157,958,654.31	158,535,007.12
Book Value	155,344,725.11	156,102,085.29
Cost Value	155,344,725.11	156,102,085.29

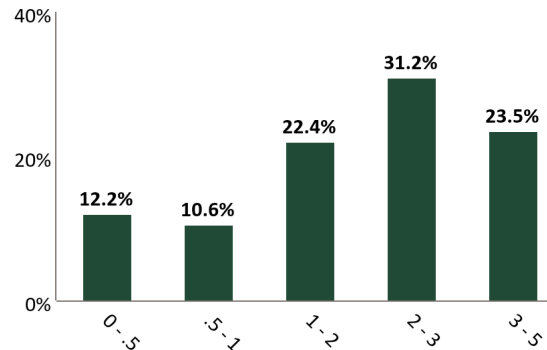
Top Issuers

United States	37.26%
Federal Home Loan Banks	11.38%
Federal Home Loan Mortgage Corp	9.92%
Farm Credit System	6.00%
Massachusetts Mutual Life Insurance	1.33%
Abbott Laboratories	1.25%
New York Life Insurance Company	1.25%
American Express Credit Master Trust	1.21%

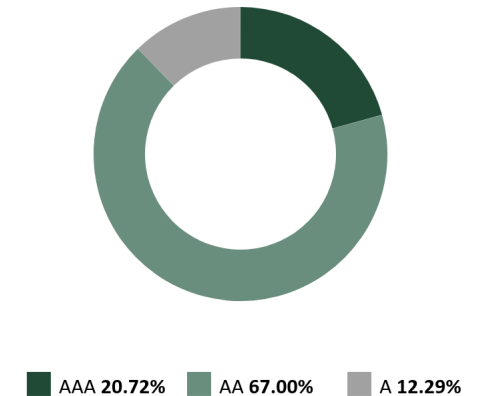
Sector Allocation



Maturity Distribution



Credit Quality*



Performance Review

Total Rate of Return**	1M	3M	YTD	1YR	2YRS	3YRS	5YRS	10YRS	Since Inception (02/01/20)
City of Murrieta	(0.41%)	0.43%	0.43%	4.18%	4.92%	4.57%	2.26%	--	2.26%
Benchmark Return	(0.44%)	0.29%	0.29%	3.75%	4.59%	4.04%	1.86%	--	1.91%

*The average credit quality is a weighted average calculation of the highest of S&P, Moody's and Fitch.

**Periods over 1 year are annualized.

Benchmark: ICE BofA 1-3 Year US Treasury Index

STATEMENT OF COMPLIANCE



City of Murrieta | Account | As of March 31, 2026

Rules Name	Limit	Actual	Compliance Status	Notes
AGENCY MORTGAGE SECURITIES				
Max % (MV)	20.0	9.9	Compliant	
Max % Issuer (MV)	30.0	9.9	Compliant	
Max Maturity (Years)	5.0	4.0	Compliant	
ASSET-BACKED SECURITIES (ABS)				
Max % (MV)	20.0	7.7	Compliant	
Max % Issuer (MV)	5.0	0.8	Compliant	
Max Maturity (Years)	5	4	Compliant	
Min Rating (AA- by 1)	0.0	0.0	Compliant	
BANKERS' ACCEPTANCES				
Max % (MV)	30.0	0.0	Compliant	
Max % Issuer (MV)	5.0	0.0	Compliant	
Max Maturity (Days)	180	0.0	Compliant	
Min Rating (A-1 by 1 or A- by 1)	0.0	0.0	Compliant	
CERTIFICATE OF DEPOSIT PLACEMENT SERVICE (CDARS)				
Max % (MV)	30.0	0.0	Compliant	
Max Maturity (Years)	5.0	0.0	Compliant	
COLLATERALIZED TIME DEPOSITS (NON-NEGOTIABLE CD/TD)				
Max % (MV)	20.0	0.0	Compliant	
Max % Issuer (MV)	5.0	0.0	Compliant	
Max Maturity (Years)	5.0	0.0	Compliant	
COMMERCIAL PAPER				
Max % (MV)	40.0	0.0	Compliant	
Max % Issuer (MV)	5.0	0.0	Compliant	
Max Maturity (Days)	270	0.0	Compliant	
Min Rating (A-1 by 1 or A- by 1)	0.0	0.0	Compliant	
CORPORATE MEDIUM TERM NOTES				
Max % (MV)	30.0	26.5	Compliant	
Max % Issuer (MV)	5.0	1.3	Compliant	
Max Maturity (Years)	5	3	Compliant	
Min Rating (A- by 1)	0.0	0.0	Compliant	
FDIC INSURED TIME DEPOSITS (NON-NEGOTIABLE CD/TD)				

STATEMENT OF COMPLIANCE



City of Murrieta | Account | As of March 31, 2026

Rules Name	Limit	Actual	Compliance Status	Notes
Max % (MV)	20.0	0.0	Compliant	
Max Maturity (Years)	5	0.0	Compliant	
FEDERAL AGENCIES				
Max % (MV)	100.0	17.4	Compliant	
Max % Issuer (MV)	30.0	11.4	Compliant	
Max Callables (MV)	20.0	0.0	Compliant	
Max Maturity (Years)	5	2	Compliant	
LOCAL AGENCY INVESTMENT FUND (LAIF)				
Max Concentration (MV)	75.0	0.0	Compliant	
MONEY MARKET MUTUAL FUNDS				
Max % (MV)	20.0	0.1	Compliant	
Max % Issuer (MV)	10.0	0.1	Compliant	
Min Rating (AAA by 2)	0.0	0.0	Compliant	
MUNICIPAL SECURITIES (CA, LOCAL AGENCY)				
Max % (MV)	30.0	0.0	Compliant	
Max % Issuer (MV)	5.0	0.0	Compliant	
Max Maturity (Years)	5	0.0	Compliant	
Min Rating (A- by 1)	0.0	0.0	Compliant	
MUTUAL FUNDS				
Max % (MV)	20.0	0.0	Compliant	
Max % Issuer (MV)	10.0	0.0	Compliant	
Min Rating (AAA by 2)	0.0	0.0	Compliant	
NEGOTIABLE CERTIFICATES OF DEPOSIT (NCD)				
Max % (MV)	30.0	0.0	Compliant	
Max % Issuer (MV)	5.0	0.0	Compliant	
Max Maturity (Years)	5	0.0	Compliant	
Min Rating (A-1 by 1 or A- by 1 if > FDIC Limit)	0.0	0.0	Compliant	
REPURCHASE AGREEMENTS				
Max % (MV)	20.0	0.0	Compliant	
Max Maturity (Years)	1.0	0.0	Compliant	
SUPRANATIONAL OBLIGATIONS				
Max % (MV)	30.0	1.2	Compliant	
Max % Issuer (MV)	10.0	1.2	Compliant	
Max Maturity (Years)	5	2	Compliant	

STATEMENT OF COMPLIANCE



City of Murrieta | Account | As of March 31, 2026

Rules Name	Limit	Actual	Compliance Status	Notes
Min Rating (AA- by 1)	0.0	0.0	Compliant	
U.S. TREASURIES				
Max % (MV)	100.0	37.3	Compliant	
Max Maturity (Years)	5	4	Compliant	

RECONCILIATION SUMMARY



City of Murrieta | Account | As of March 31, 2026

Maturities / Calls

Month to Date	0.00
Fiscal Year to Date	(17,450,000.00)

Principal Paydowns

Month to Date	(334,486.75)
Fiscal Year to Date	(3,254,741.83)

Purchases

Month to Date	8,282,125.60
Fiscal Year to Date	55,105,990.93

Sales

Month to Date	(7,240,617.43)
Fiscal Year to Date	(29,864,493.91)

Interest Received

Month to Date	688,047.00
Fiscal Year to Date	4,573,529.86

Purchased / Sold Interest

Month to Date	19,974.42
Fiscal Year to Date	(27,774.67)

Accrual Activity Summary

	Month to Date	Fiscal Year to Date (07/01/2025)
Beginning Book Value	155,344,725.11	150,913,261.27
Maturities/Calls	0.00	(17,450,000.00)
Principal Paydowns	(334,486.75)	(3,254,741.83)
Purchases	8,282,125.60	55,105,990.93
Sales	(7,240,617.43)	(29,864,493.91)
Change in Cash, Payables, Receivables	(131,125.32)	(4,088.26)
Amortization/Accretion	0.00	0.00
Realized Gain (Loss)	181,464.08	656,157.09
Ending Book Value	156,102,085.29	156,102,085.29

Fair Market Activity Summary

	Month to Date	Fiscal Year to Date (07/01/2025)
Beginning Market Value	158,378,804.13	153,376,376.64
Maturities/Calls	0.00	(17,450,000.00)
Principal Paydowns	(334,486.75)	(3,254,741.83)
Purchases	8,282,125.60	55,105,990.93
Sales	(7,240,617.43)	(29,864,493.91)
Change in Cash, Payables, Receivables	(131,125.32)	(4,088.26)
Amortization/Accretion	0.00	0.00
Change in Net Unrealized Gain (Loss)	(1,345,749.58)	(774,785.93)
Realized Gain (Loss)	181,464.08	656,157.09
Ending Market Value	157,790,414.73	157,790,414.73

HOLDINGS REPORT



City of Murrieta | Account | As of March 31, 2026

Cusip	Security Description	Par Value/ Units	Purchase Date Purchase Yield	Cost Value Book Value	Mkt Price Mkt YTM	Market Value Accrued Int.	% of Port. Gain/Loss	Moody's/ S&P/ Fitch	Maturity Duration
ABS									
36269FAD8	GMALT 2024-1 A3 5.09 03/22/2027	78,251.21	02/08/2024 5.09%	78,241.43 78,241.43	100.06 4.34%	78,300.90 121.70	0.05% 59.47	NA/AAA AAA	0.97 0.08
05611UAD5	BMWLT 2024-1 A3 4.98 03/25/2027	213,235.82	06/20/2024 5.19%	212,103.00 212,103.00	100.10 4.06%	213,456.09 176.99	0.14% 1,353.09	Aaa/AAA NA	0.98 0.11
58770JAD6	MBALT 2024-A A3 5.32 01/18/2028	329,666.00	05/17/2024 5.32%	329,627.43 329,627.43	100.53 4.12%	331,412.24 779.48	0.21% 1,784.81	Aaa/NA AAA	1.80 0.42
58769GAD5	MBALT 2024-B A3 4.23 02/15/2028	479,123.06	09/17/2024 4.24%	479,042.42 479,042.42	100.04 4.20%	479,305.12 900.75	0.30% 262.70	NA/AAA AAA	1.88 0.54
362962AD4	GMALT 2025-2 A3 4.58 05/22/2028	705,000.00	05/20/2025 4.58%	704,988.30 704,988.30	100.47 4.11%	708,345.93 986.61	0.45% 3,357.63	NA/AAA AAA	2.14 0.92
437918AC9	HAROT 2024-1 A3 5.21 08/15/2028	811,159.26	02/13/2024 5.21%	811,123.98 811,123.98	100.67 4.14%	816,585.91 1,878.28	0.52% 5,461.94	Aaa/AAA NA	2.38 0.58
161571HT4	CHAIT 2023-1 A 5.16 09/15/2028	1,320,000.00	09/07/2023 5.23%	1,319,634.10 1,319,634.10	100.54 3.99%	1,327,161.00 3,027.20	0.84% 7,526.90	NA/AAA AAA	2.46 0.44
05594HAD5	BMWLT 2025-2 A3 3.97 09/25/2028	800,000.00	10/08/2025 3.97%	799,997.76 799,997.76	99.87 4.11%	798,920.00 529.33	0.51% (1,077.76)	NA/AAA AAA	2.49 1.26
47800RAD5	JDOT 2024 A3 4.96 11/15/2028	273,251.87	03/11/2024 4.96%	273,236.56 273,236.56	100.58 4.15%	274,845.47 602.37	0.17% 1,608.91	Aaa/NA AAA	2.63 0.67
096919AD7	BMWOT 2024-A A3 5.18 02/26/2029	476,913.26	06/04/2024 5.18%	476,840.82 476,840.82	100.66 4.30%	480,055.17 411.74	0.30% 3,214.35	Aaa/AAA NA	2.91 0.70
58768YAD7	MBALT 2025-A A3 4.61 04/16/2029	770,000.00	05/14/2025 4.61%	769,906.14 769,906.14	100.72 4.21%	775,577.88 1,577.64	0.49% 5,671.74	NA/AAA AAA	3.04 1.61
02582JKH2	AMXCA 2024-1 A 5.23 04/16/2029	640,000.00	04/16/2024 5.23%	639,868.80 639,868.80	101.32 3.97%	648,422.40 1,487.64	0.41% 8,553.60	NA/AAA AAA	3.04 0.99
47800DAD6	JDOT 2025 A3 4.23 09/17/2029	670,000.00	03/04/2025 4.23%	669,957.86 669,957.86	100.28 4.08%	671,871.98 1,259.60	0.43% 1,914.12	Aaa/NA AAA	3.47 1.49
44935XAD7	HART 2025-B A3 4.36 12/17/2029	585,000.00	06/03/2025 4.36%	584,947.18 584,947.18	100.38 4.15%	587,207.21 1,133.60	0.37% 2,260.03	NA/AAA AAA	3.71 1.49
92348KDY6	VZMT 2025-3 A1A 4.51 03/20/2030	1,050,000.00	03/25/2025 4.51%	1,049,954.85 1,049,954.85	100.45 4.31%	1,054,691.40 1,446.96	0.67% 4,736.55	Aaa/NA AAA	3.97 0.93
02582JKP4	AMXCA 2025-2 A 4.28 04/15/2030	1,255,000.00	05/06/2025 4.28%	1,254,977.28 1,254,977.28	100.35 4.14%	1,259,344.81 2,387.29	0.80% 4,367.53	NA/AAA AAA	4.04 1.91
362549AD9	GMCAR 2025-2 A3 4.28 04/16/2030	370,000.00	05/06/2025 4.28%	369,945.54 369,945.54	100.19 4.17%	370,686.35 659.83	0.23% 740.81	Aaa/AAA NA	4.04 1.28

HOLDINGS REPORT



City of Murrieta | Account | As of March 31, 2026

Cusip	Security Description	Par Value/ Units	Purchase Date Purchase Yield	Cost Value Book Value	Mkt Price Mkt YTM	Market Value Accrued Int.	% of Port. Gain/Loss	Moody's/ S&P/ Fitch	Maturity Duration
92970QAJ4	WFCIT 2025-1 A 4.34 05/15/2030	1,210,000.00	06/03/2025 4.33%	1,209,979.91 1,209,979.91	100.52 4.12%	1,216,284.74 2,333.96	0.77% 6,304.83	NA/AAA AAA	4.12 1.99
Total ABS		12,036,600.47	4.64%	12,034,373.36	4.13%	12,092,474.60 21,700.97	7.66% 58,101.24		3.08 1.13
AGENCY									
3133ERDZ1	FEDERAL FARM CREDIT BANKS FUNDING CORP 4.75 05/08/2026	1,000,000.00	05/20/2024 4.87%	997,690.00 997,690.00	100.10 3.72%	1,000,979.00 18,868.06	0.63% 3,289.00	Aa1/AA+ AA+	0.10 0.10
3130AWLZ1	FEDERAL HOME LOAN BANKS 4.75 06/12/2026	2,000,000.00	08/16/2023 4.78%	1,998,620.00 1,998,620.00	100.18 3.76%	2,003,674.00 28,763.89	1.27% 5,054.00	Aa1/AA+ AA+	0.20 0.20
3133EPZY4	FEDERAL FARM CREDIT BANKS FUNDING CORP 5.0 07/30/2026	2,000,000.00	11/09/2023 4.85%	2,007,480.00 2,007,480.00	100.42 3.70%	2,008,310.00 16,944.44	1.27% 830.00	Aa1/AA+ AA+	0.33 0.33
3133EPSW6	FEDERAL FARM CREDIT BANKS FUNDING CORP 4.5 08/14/2026	2,405,000.00	08/09/2023 4.58%	2,399,468.50 2,399,468.50	100.22 3.88%	2,410,204.42 14,129.38	1.53% 10,735.92	Aa1/AA+ AA+	0.37 0.36
3130AWTQ3	FEDERAL HOME LOAN BANKS 4.625 09/11/2026	4,500,000.00	-- 4.81%	4,476,030.00 4,476,030.00	100.39 3.73%	4,517,487.00 11,562.50	2.86% 41,457.00	Aa1/AA+ AA+	0.45 0.44
3130AXU63	FEDERAL HOME LOAN BANKS 4.625 11/17/2026	1,750,000.00	11/30/2023 4.53%	1,754,427.50 1,754,427.50	100.54 3.74%	1,759,483.25 30,126.74	1.12% 5,055.75	Aa1/AA+ AA+	0.63 0.61
3130AYPN0	FEDERAL HOME LOAN BANKS 4.125 01/15/2027	2,000,000.00	01/30/2024 4.21%	1,995,560.00 1,995,560.00	100.29 3.75%	2,005,704.00 17,416.67	1.27% 10,144.00	Aa1/AA+ AA+	0.79 0.76
3133EP6K6	FEDERAL FARM CREDIT BANKS FUNDING CORP 4.5 03/26/2027	1,000,000.00	04/08/2024 4.66%	995,520.00 995,520.00	100.67 3.80%	1,006,672.00 625.00	0.64% 11,152.00	Aa1/AA+ AA+	0.99 0.96
3130B0TY5	FEDERAL HOME LOAN BANKS 4.75 04/09/2027	1,500,000.00	04/10/2024 4.84%	1,496,115.00 1,496,115.00	101.00 3.74%	1,514,998.50 34,041.67	0.96% 18,883.50	Aa1/AA+ AA+	1.02 0.97
3133ERFJ5	FEDERAL FARM CREDIT BANKS FUNDING CORP 4.5 05/20/2027	1,000,000.00	05/20/2024 4.69%	994,830.00 994,830.00	100.80 3.77%	1,007,964.00 16,375.00	0.64% 13,134.00	Aa1/AA+ AA+	1.14 1.08
3130ATS57	FEDERAL HOME LOAN BANKS 4.5 03/10/2028	3,000,000.00	03/24/2025 4.02%	3,039,480.00 3,039,480.00	101.21 3.84%	3,036,393.00 7,875.00	1.92% (3,087.00)	Aa1/AA+ AA+	1.94 1.84
3130AWC24	FEDERAL HOME LOAN BANKS 4.0 06/09/2028	2,000,000.00	07/06/2023 4.49%	1,956,940.00 1,956,940.00	100.35 3.83%	2,007,052.00 24,888.89	1.27% 50,112.00	Aa1/AA+ AA+	2.19 2.05
3130AVVX7	FEDERAL HOME LOAN BANKS 3.75 06/09/2028	1,120,000.00	06/07/2023 4.00%	1,107,243.20 1,107,243.20	99.88 3.80%	1,118,697.44 13,066.67	0.71% 11,454.24	Aa1/AA+ AA+	2.19 2.06
3133EPWK7	FEDERAL FARM CREDIT BANKS FUNDING CORP 4.5 09/22/2028	2,000,000.00	10/12/2023 4.71%	1,981,460.00 1,981,460.00	101.55 3.84%	2,031,046.00 2,250.00	1.29% 49,586.00	Aa1/AA+ AA+	2.48 2.32
Total Agency		27,275,000.00	4.57%	27,200,864.20	3.78%	27,428,664.61 236,933.89	17.38% 227,800.41		1.03 0.98

HOLDINGS REPORT



City of Murrieta | Account | As of March 31, 2026

Cusip	Security Description	Par Value/ Units	Purchase Date Purchase Yield	Cost Value Book Value	Mkt Price Mkt YTM	Market Value Accrued Int.	% of Port. Gain/Loss	Moody's/ S&P/ Fitch	Maturity Duration
AGENCY CMBS									
3137BSP72	FHMS K-058 A2 2.653 08/25/2026	2,000,000.00	02/09/2023 4.35%	1,890,546.88 1,890,546.88	99.38 3.93%	1,987,628.00 4,421.67	1.26% 97,081.12	Aa1/AA+ AAA	0.40 0.35
3137BTUM1	FHMS K-061 A2 3.347 11/25/2026	849,126.92	09/22/2022 4.23%	818,644.60 818,644.60	99.47 3.93%	844,584.94 2,368.36	0.54% 25,940.35	Aa1/AA+ AAA	0.65 0.56
3137BVZ82	FHMS K-063 A2 3.43 01/25/2027	853,926.53	-- 4.09%	831,736.83 831,736.83	99.47 3.92%	849,401.57 2,440.81	0.54% 17,664.74	Aa1/AA+ AAA	0.82 0.65
3137F1G44	FHMS K-065 A2 3.243 04/25/2027	1,000,000.00	09/19/2022 4.08%	965,468.75 965,468.75	99.19 3.89%	991,905.00 2,702.50	0.63% 26,436.25	Aa1/AA+ AAA	1.07 0.95
3137FBU79	FHMS K-069 A2 3.187 09/25/2027	1,207,232.73	05/18/2023 4.13%	1,159,650.79 1,159,650.79	98.74 3.97%	1,192,005.90 3,206.21	0.76% 32,355.11	Aa1/AAA AA+	1.49 1.39
3137F4X72	FHMS K-075 A2 3.65 02/25/2028	1,165,000.00	09/14/2023 4.92%	1,107,478.13 1,107,478.13	99.09 4.06%	1,154,377.53 3,543.54	0.73% 46,899.40	Aa1/AA+ AAA	1.91 1.77
3137FJEH8	FHMS K-081 A2 3.9 08/25/2028	1,250,000.00	05/28/2024 4.94%	1,197,265.63 1,197,265.63	99.41 4.08%	1,242,653.75 4,062.50	0.79% 45,388.12	Aa1/AA+ AAA	2.40 2.22
3137FK4M5	FHMS K-085 A2 4.06 10/25/2028	2,000,000.00	05/07/2025 4.12%	1,990,703.13 1,990,703.13	99.76 4.08%	1,995,124.00 6,766.67	1.26% 4,420.87	Aaa/AA+ AA+	2.57 2.36
3137H5YC5	FHMS K-748 A2 2.26 01/25/2029	1,500,000.00	08/19/2024 4.12%	1,385,332.03 1,385,332.03	95.16 4.12%	1,427,335.50 2,825.00	0.90% 42,003.47	Aa1/AA+ AAA	2.82 2.59
3137FLMV3	FHMS K-090 A2 3.422 02/25/2029	2,000,000.00	03/27/2025 4.30%	1,932,500.00 1,932,500.00	98.08 4.09%	1,961,580.00 5,703.33	1.24% 29,080.00	Aa1/AAA AA+	2.91 2.66
3137HA4B9	FHMS K-751 A2 4.412 03/25/2030	2,000,000.00	03/26/2025 4.37%	1,997,890.63 1,997,890.63	100.60 4.18%	2,011,984.00 7,353.33	1.28% 14,093.37	Aaa/AA+ AA+	3.98 3.29
Total Agency CMBS		15,825,286.17	4.33%	15,277,217.39	98.97 4.04%	15,658,580.19 45,393.91	9.92% 381,362.80		2.10 1.88
CASH									
CCYUSD	Receivable	2,119.98	--	2,119.98 2,119.98	1.00	2,119.98 0.00	0.00% 0.00	Aaa/AAA AAA	0.00 0.00
Total Cash		2,119.98		2,119.98	1.00	2,119.98 0.00	0.00% 0.00		0.00 0.00
CORPORATE									
57629W6F2	MASSMUTUAL GLOBAL FUNDING II 4.5 04/10/2026	750,000.00	04/04/2023 4.52%	749,482.50 749,482.50	100.01 4.03%	750,072.00 16,031.25	0.48% 589.50	Aa3/AA+ AA+	0.03 0.03

HOLDINGS REPORT



City of Murrieta | Account | As of March 31, 2026

Cusip	Security Description	Par Value/ Units	Purchase Date Purchase Yield	Cost Value Book Value	Mkt Price Mkt YTM	Market Value Accrued Int.	% of Port. Gain/Loss	Moody's/ S&P/ Fitch	Maturity Duration
00440EAV9	CHUBB INA HOLDINGS LLC 3.35 05/03/2026	1,000,000.00	09/13/2023 5.23%	954,220.00 954,220.00	99.90 4.38%	999,035.00 13,772.22	0.63% 44,815.00	A2/A A	0.09 0.09
58989V2F0	MET TOWER GLOBAL FUNDING 5.4 06/20/2026	1,000,000.00	06/12/2023 5.38%	1,000,440.00 1,000,440.00	100.29 4.01%	1,002,900.00 15,150.00	0.64% 2,460.00	Aa3/AA- AA-	0.22 0.22
69371RS56	PACCAR FINANCIAL CORP 5.05 08/10/2026	1,450,000.00	-- 4.99%	1,451,925.00 1,451,925.00	100.30 4.17%	1,454,368.85 10,373.54	0.92% 2,443.85	A1/A+ NA	0.36 0.35
06428CAA2	BANK OF AMERICA NA 5.526 08/18/2026	1,000,000.00	09/13/2023 5.57%	998,810.00 998,810.00	100.43 4.34%	1,004,319.00 6,600.50	0.64% 5,509.00	Aa2/A+ AA	0.38 0.29
713448FW3	PEPSICO INC 5.125 11/10/2026	510,000.00	11/08/2023 5.13%	509,862.30 509,862.30	100.53 4.23%	512,698.41 10,237.19	0.32% 2,836.11	A1/A+ NA	0.61 0.50
48125LRU8	JPMORGAN CHASE BANK NA 5.11 12/08/2026	1,575,000.00	-- 5.08%	1,576,460.00 1,576,460.00	100.56 4.26%	1,583,823.15 25,262.56	1.00% 7,363.15	Aa2/AA- AA	0.69 0.58
24422EXF1	JOHN DEERE CAPITAL CORP 4.5 01/08/2027	1,000,000.00	01/10/2024 4.52%	999,460.00 999,460.00	100.31 4.08%	1,003,131.00 10,375.00	0.64% 3,671.00	A1/A A+	0.77 0.74
78016HZT0	ROYAL BANK OF CANADA 4.875 01/19/2027	1,245,000.00	01/10/2024 4.88%	1,244,688.75 1,244,688.75	100.52 4.20%	1,251,502.64 12,138.75	0.79% 6,813.89	A1/A AA-	0.80 0.77
17275RBQ4	CISCO SYSTEMS INC 4.8 02/26/2027	1,500,000.00	02/29/2024 4.78%	1,500,810.00 1,500,810.00	100.61 4.10%	1,509,123.00 7,000.00	0.96% 8,313.00	A1/AA- NA	0.91 0.79
857477CL5	STATE STREET CORP 4.993 03/18/2027	1,210,000.00	03/13/2024 4.99%	1,210,000.00 1,210,000.00	100.68 4.26%	1,218,280.03 2,181.66	0.77% 8,280.03	Aa3/A AA-	0.96 0.85
665859AW4	NORTHERN TRUST CORP 4.0 05/10/2027	1,000,000.00	09/14/2022 4.23%	990,460.00 990,460.00	99.88 4.11%	998,806.00 15,666.67	0.63% 8,346.00	A2/A+ A+	1.11 1.06
009158AY2	AIR PRODUCTS AND CHEMICALS INC 1.85 05/15/2027	1,500,000.00	02/09/2024 4.71%	1,371,945.00 1,371,945.00	97.63 4.03%	1,464,415.50 10,483.33	0.93% 92,470.50	A2/A NA	1.12 1.09
437076DB5	HOME DEPOT INC 4.875 06/25/2027	740,000.00	-- 4.95%	738,545.60 738,545.60	100.96 4.06%	747,138.04 9,620.00	0.47% 8,592.44	A2/A A	1.24 1.10
09290DAH4	BLACKROCK INC 4.6 07/26/2027	750,000.00	07/18/2024 4.57%	750,645.00 750,645.00	100.68 4.06%	755,094.75 6,229.17	0.48% 4,449.75	Aa3/AA- NA	1.32 1.18
532457CP1	ELI LILLY AND CO 4.15 08/14/2027	1,250,000.00	08/22/2024 4.10%	1,251,637.50 1,251,637.50	100.13 4.05%	1,251,573.75 6,772.57	0.79% (63.75)	Aa3/A+ NA	1.37 1.23
023135BC9	AMAZON.COM INC 3.15 08/22/2027	1,000,000.00	07/30/2024 4.55%	960,450.00 960,450.00	98.79 4.05%	987,901.00 3,412.50	0.63% 27,451.00	A1/AA AA-	1.39 1.34
89236TKJ3	TOYOTA MOTOR CREDIT CORP 4.55 09/20/2027	1,000,000.00	06/20/2024 4.89%	989,900.00 989,900.00	100.57 4.15%	1,005,697.00 1,390.28	0.64% 15,797.00	A1/A+ A+	1.47 1.41
64952WFJ7	NEW YORK LIFE GLOBAL FUNDING 3.9 10/01/2027	1,000,000.00	09/25/2024 3.91%	999,820.00 999,820.00	99.50 4.25%	994,994.00 19,500.00	0.63% (4,826.00)	Aa1/AA+ AAA	1.50 1.44

HOLDINGS REPORT



City of Murrieta | Account | As of March 31, 2026

Cusip	Security Description	Par Value/ Units	Purchase Date Purchase Yield	Cost Value Book Value	Mkt Price Mkt YTM	Market Value Accrued Int.	% of Port. Gain/Loss	Moody's/ S&P/ Fitch	Maturity Duration
91324PDE9	UNITEDHEALTH GROUP INC 2.95 10/15/2027	1,250,000.00	07/30/2024 4.60%	1,189,300.00 1,189,300.00	98.19 4.18%	1,227,313.75 17,003.47	0.78% 38,013.75	A2/A+ A	1.54 1.46
24422EXZ7	JOHN DEERE CAPITAL CORP 4.65 01/07/2028	700,000.00	01/06/2025 4.66%	699,790.00 699,790.00	100.91 4.10%	706,398.70 7,595.00	0.45% 6,608.70	A1/A A+	1.77 1.67
64952WCX9	NEW YORK LIFE GLOBAL FUNDING 3.0 01/10/2028	1,000,000.00	08/26/2025 4.04%	976,720.00 976,720.00	97.91 4.23%	979,085.00 6,750.00	0.62% 2,365.00	Aa1/AA+ AAA	1.78 1.69
63743HFW7	NATIONAL RURAL UTILITIES COOPERATIVE FINANCE CORP 4.75 02/07/2028	1,500,000.00	06/17/2025 4.40%	1,512,345.00 1,512,345.00	100.74 4.33%	1,511,104.50 10,687.50	0.96% (1,240.50)	A2/NA A	1.86 1.67
57629TBW6	MASSMUTUAL GLOBAL FUNDING II 4.45 03/27/2028	1,340,000.00	03/20/2025 4.49%	1,338,405.40 1,338,405.40	100.32 4.28%	1,344,274.60 662.56	0.85% 5,869.20	Aa3/AA+ AA+	1.99 1.88
74456QBU9	PUBLIC SERVICE ELECTRIC AND GAS CO 3.7 05/01/2028	750,000.00	06/22/2023 4.79%	715,005.00 715,005.00	98.82 4.30%	741,136.50 11,562.50	0.47% 26,131.50	A1/A NA	2.08 1.95
90331HPS6	US BANK NA 4.73 05/15/2028	1,330,000.00	05/12/2025 4.88%	1,330,000.00 1,330,000.00	100.36 4.47%	1,334,835.88 23,765.62	0.85% 4,835.88	A2/A+ A+	2.12 1.06
341081GN1	FLORIDA POWER & LIGHT CO 4.4 05/15/2028	1,500,000.00	05/22/2023 4.64%	1,484,025.00 1,484,025.00	100.40 4.20%	1,506,010.50 24,933.33	0.95% 21,985.50	Aa2/A+ AA-	2.12 1.83
87612EBU9	TARGET CORP 4.35 06/15/2028	570,000.00	06/05/2025 4.35%	569,994.30 569,994.30	100.47 4.12%	572,652.21 7,300.75	0.36% 2,657.91	A2/A A	2.21 1.98
26444HAE1	DUKE ENERGY FLORIDA LLC 3.8 07/15/2028	1,000,000.00	06/04/2025 4.32%	985,120.00 985,120.00	99.03 4.24%	990,346.00 8,022.22	0.63% 5,226.00	A1/A NA	2.29 2.15
66815L2X6	NORTHWESTERN MUTUAL GLOBAL FUNDING 4.125 08/25/2028	1,000,000.00	08/25/2025 4.03%	1,002,660.00 1,002,660.00	99.67 4.27%	996,696.00 4,125.00	0.63% (5,964.00)	Aa1/AA+ AAA	2.40 2.25
74456QBX3	PUBLIC SERVICE ELECTRIC AND GAS CO 3.65 09/01/2028	1,000,000.00	07/24/2025 4.23%	983,400.00 983,400.00	98.62 4.26%	986,202.00 3,041.67	0.63% 2,802.00	A1/A NA	2.42 2.28
437076DH2	HOME DEPOT INC 3.75 09/15/2028	570,000.00	09/08/2025 3.77%	569,629.50 569,629.50	99.36 4.02%	566,367.96 950.00	0.36% (3,261.54)	A2/A A	2.46 2.32
14913UBD1	CATERPILLAR FINANCIAL SERVICES CORP 3.95 11/14/2028	1,000,000.00	11/26/2025 3.83%	1,003,180.00 1,003,180.00	99.52 4.14%	995,213.00 15,031.94	0.63% (7,967.00)	A2/A A+	2.62 2.43
58989V2M5	MET TOWER GLOBAL FUNDING 4.0 01/14/2029	750,000.00	01/07/2026 4.05%	749,032.50 749,032.50	98.95 4.40%	742,137.75 6,416.67	0.47% (6,894.75)	Aa3/AA- AA-	2.79 2.59
713448GL6	PEPSICO INC 4.1 01/15/2029	1,000,000.00	07/24/2025 4.19%	997,190.00 997,190.00	99.94 4.12%	999,422.00 8,655.56	0.63% 2,232.00	A1/A+ NA	2.79 2.59
06368MJG0	BANK OF MONTREAL 5.004 01/27/2029	1,500,000.00	01/24/2025 4.96%	1,501,860.00 1,501,860.00	100.90 4.43%	1,513,452.00 13,344.00	0.96% 11,592.00	A2/A- AA-	2.83 1.71

HOLDINGS REPORT



City of Murrieta | Account | As of March 31, 2026

Cusip	Security Description	Par Value/ Units	Purchase Date Purchase Yield	Cost Value Book Value	Mkt Price Mkt YTM	Market Value Accrued Int.	% of Port. Gain/Loss	Moody's/ S&P/ Fitch	Maturity Duration
02079KBJ5	ALPHABET INC 3.7 02/15/2029	570,000.00	02/09/2026 3.83%	567,930.90 567,930.90	99.14 4.02%	565,101.42 2,812.00	0.36% (2,829.48)	Aa2/AA+ NA	2.88 2.68
002824BRO	ABBOTT LABORATORIES 3.7 03/09/2029	2,000,000.00	03/23/2026 4.17%	1,974,180.00 1,974,180.00	98.81 4.13%	1,976,212.00 4,522.22	1.25% 2,032.00	Aa3/A+ NA	2.94 2.75
61748UAK8	MORGAN STANLEY 4.133 10/18/2029	580,000.00	10/17/2025 4.36%	580,000.00 580,000.00	98.84 4.61%	573,270.84 10,587.37	0.36% (6,729.16)	A1/A- A+	3.55 2.35
06406RCGO	BANK OF NEW YORK MELLON CORP 4.026 01/22/2030	535,000.00	01/14/2026 4.09%	535,000.00 535,000.00	99.00 4.36%	529,644.65 4,128.33	0.34% (5,355.35)	Aa3/A AA-	3.81 2.61
Total Corporate		41,925,000.00	4.58%	41,514,329.25 41,514,329.25	99.83 4.20%	41,851,750.38 394,094.90	26.52% 337,421.13		1.64 1.43
MONEY MARKET FUND									
31846V567	FIRST AMER:GVT OBLG Z	136,000.50	-- 3.55%	136,000.50 136,000.50	1.00 3.55%	136,000.50 0.00	0.09% 0.00	Aaa/ AAAm AAA	0.00 0.00
Total Money Market Fund		136,000.50	3.55%	136,000.50 136,000.50	1.00 3.55%	136,000.50 0.00	0.09% 0.00		0.00 0.00
SUPRANATIONAL									
459058LT8	INTERNATIONAL BANK FOR RECONSTRUCTION AND DEVELOPM 3.625 05/05/2028	1,335,000.00	04/29/2025 3.70%	1,332,036.30 1,332,036.30	99.62 3.81%	1,329,969.72 19,626.35	0.84% (2,066.58)	Aaa/AAA NA	2.10 1.97
459058KT9	INTERNATIONAL BANK FOR RECONSTRUCTION AND DEVELOPM 3.5 07/12/2028	500,000.00	07/24/2023 4.26%	483,115.00 483,115.00	99.32 3.81%	496,580.00 3,840.28	0.31% 13,465.00	Aaa/AAA NA	2.28 2.15
Total Supranational		1,835,000.00	3.86%	1,815,151.30 1,815,151.30	99.54 3.81%	1,826,549.72 23,466.63	1.16% 11,398.42		2.15 2.02
US TREASURY									
912828U24	UNITED STATES TREASURY 2.0 11/15/2026	3,000,000.00	09/13/2023 4.66%	2,767,031.25 2,767,031.25	98.92 3.77%	2,967,552.00 22,707.18	1.88% 200,520.75	Aa1/AA+ AA+	0.63 0.61
91282CFB2	UNITED STATES TREASURY 2.75 07/31/2027	2,000,000.00	07/26/2023 4.30%	1,887,109.38 1,887,109.38	98.60 3.84%	1,971,954.00 9,116.02	1.25% 84,844.62	Aa1/AA+ AA+	1.33 1.29
91282CFH9	UNITED STATES TREASURY 3.125 08/31/2027	2,500,000.00	01/24/2023 3.65%	2,445,117.19 2,445,117.19	99.02 3.84%	2,475,487.50 6,793.48	1.57% 30,370.31	Aa1/AA+ AA+	1.42 1.36

HOLDINGS REPORT



City of Murrieta | Account | As of March 31, 2026

Cusip	Security Description	Par Value/ Units	Purchase Date Purchase Yield	Cost Value Book Value	Mkt Price Mkt YTM	Market Value Accrued Int.	% of Port. Gain/Loss	Moody's/ S&P/ Fitch	Maturity Duration
91282CFM8	UNITED STATES TREASURY 4.125 09/30/2027	1,600,000.00	02/22/2023 4.19%	1,595,500.00 1,595,500.00	100.41 3.84%	1,606,563.20 180.33	1.02% 11,063.20	Aa1/AA+ AA+	1.50 1.44
9128283F5	UNITED STATES TREASURY 2.25 11/15/2027	1,400,000.00	06/07/2023 4.05%	1,298,937.50 1,298,937.50	97.51 3.85%	1,365,163.80 11,921.27	0.87% 66,226.30	Aa1/AA+ AA+	1.63 1.56
91282CGH8	UNITED STATES TREASURY 3.5 01/31/2028	1,500,000.00	11/26/2024 4.24%	1,467,070.31 1,467,070.31	99.43 3.82%	1,491,445.50 8,701.66	0.95% 24,375.19	Aa1/AA+ AA+	1.84 1.75
9128283W8	UNITED STATES TREASURY 2.75 02/15/2028	2,750,000.00	09/27/2024 3.51%	2,684,257.81 2,684,257.81	98.08 3.82%	2,697,255.00 9,400.90	1.71% 12,997.19	Aa1/AA+ AA+	1.88 1.80
9128284V9	UNITED STATES TREASURY 2.875 08/15/2028	2,500,000.00	11/12/2024 4.34%	2,374,804.69 2,374,804.69	97.89 3.81%	2,447,265.00 8,934.74	1.55% 72,460.31	Aa1/AA+ AA+	2.38 2.26
91282CNY3	UNITED STATES TREASURY 3.375 09/15/2028	3,000,000.00	09/29/2025 3.64%	2,978,203.13 2,978,203.13	98.97 3.82%	2,969,064.00 4,677.31	1.88% (9,139.13)	Aa1/AA+ AA+	2.46 2.33
91282CPC9	UNITED STATES TREASURY 3.5 10/15/2028	2,500,000.00	11/10/2025 3.58%	2,494,433.59 2,494,433.59	99.22 3.82%	2,480,567.50 40,384.62	1.57% (13,866.09)	Aa1/AA+ AA+	2.54 2.37
91282CDF5	UNITED STATES TREASURY 1.375 10/31/2028	2,500,000.00	09/16/2025 3.50%	2,344,433.59 2,344,433.59	94.04 3.82%	2,350,977.50 14,433.70	1.49% 6,543.91	Aa1/AA+ AA+	2.59 2.48
9128285M8	UNITED STATES TREASURY 3.125 11/15/2028	2,000,000.00	04/22/2024 4.72%	1,870,625.00 1,870,625.00	98.26 3.83%	1,965,156.00 23,653.31	1.25% 94,531.00	Aa1/AA+ AA+	2.63 2.46
91282CPP0	UNITED STATES TREASURY 3.5 12/15/2028	2,300,000.00	12/30/2025 3.50%	2,299,820.31 2,299,820.31	99.17 3.82%	2,280,953.70 23,663.46	1.45% (18,866.61)	Aa1/AA+ AA+	2.71 2.53
91282CKD2	UNITED STATES TREASURY 4.25 02/28/2029	2,250,000.00	01/30/2025 4.31%	2,244,726.56 2,244,726.56	101.15 3.83%	2,275,839.00 8,315.22	1.44% 31,112.44	Aa1/AA+ AA+	2.91 2.71
91282CEM9	UNITED STATES TREASURY 2.875 04/30/2029	2,750,000.00	10/30/2025 3.64%	2,681,787.11 2,681,787.11	97.22 3.84%	2,673,517.00 33,197.51	1.69% (8,270.11)	Aa1/AA+ AA+	3.08 2.88
91282CLC3	UNITED STATES TREASURY 4.0 07/31/2029	2,000,000.00	10/29/2024 4.10%	1,991,093.75 1,991,093.75	100.45 3.86%	2,008,906.00 13,259.67	1.27% 17,812.25	Aa1/AA+ AA+	3.33 3.08
91282CFJ5	UNITED STATES TREASURY 3.125 08/31/2029	2,750,000.00	12/17/2024 4.26%	2,618,730.47 2,618,730.47	97.64 3.87%	2,685,223.75 7,472.83	1.70% 66,493.28	Aa1/AA+ AA+	3.42 3.19
91282CFT3	UNITED STATES TREASURY 4.0 10/31/2029	1,700,000.00	02/12/2025 4.49%	1,665,203.13 1,665,203.13	100.40 3.88%	1,706,772.80 28,552.49	1.08% 41,569.67	Aa1/AA+ AA+	3.59 3.25
91282CFY2	UNITED STATES TREASURY 3.875 11/30/2029	3,000,000.00	03/24/2025 4.06%	2,976,679.69 2,976,679.69	99.98 3.88%	2,999,298.00 38,962.91	1.90% 22,618.31	Aa1/AA+ AA+	3.67 3.34
91282CGB1	UNITED STATES TREASURY 3.875 12/31/2029	3,000,000.00	07/30/2025 3.91%	2,995,312.50 2,995,312.50	99.93 3.89%	2,998,008.00 29,223.07	1.90% 2,695.50	Aa1/AA+ AA+	3.75 3.43
91282CGJ4	UNITED STATES TREASURY 3.5 01/31/2030	3,000,000.00	02/25/2026 3.55%	2,994,375.00 2,994,375.00	98.61 3.89%	2,958,282.00 17,403.31	1.87% (36,093.00)	Aa1/AA+ AA+	3.84 3.53

HOLDINGS REPORT



City of Murrieta | Account | As of March 31, 2026

Cusip	Security Description	Par Value/ Units	Purchase Date Purchase Yield	Cost Value Book Value	Mkt Price Mkt YTM	Market Value Accrued Int.	% of Port. Gain/Loss	Moody's/ S&P/ Fitch	Maturity Duration
91282CGZ8	UNITED STATES TREASURY 3.5 04/30/2030	3,000,000.00	12/09/2025 3.75%	2,969,296.88 2,969,296.88	98.48 3.91%	2,954,298.00 44,088.40	1.87% (14,998.88)	Aa1/AA+ AA+	4.08 3.71
91282CHF1	UNITED STATES TREASURY 3.75 05/31/2030	3,500,000.00	03/13/2026 3.83%	3,488,789.06 3,488,789.06	99.39 3.91%	3,478,671.00 43,990.38	2.20% (10,118.06)	Aa1/AA+ AA+	4.17 3.77
91282CHR5	UNITED STATES TREASURY 4.0 07/31/2030	1,500,000.00	03/26/2026 4.02%	1,498,945.31 1,498,945.31	100.32 3.92%	1,504,746.00 9,944.75	0.95% 5,800.69	Aa1/AA+ AA+	4.33 3.92
91282CPA3	UNITED STATES TREASURY 3.625 09/30/2030	1,500,000.00	01/29/2026 3.79%	1,489,746.09 1,489,746.09	98.75 3.93%	1,481,308.50 148.57	0.94% (8,437.59)	Aa1/AA+ AA+	4.50 4.11
Total US Treasury		59,500,000.00	3.95%	58,122,029.30 58,122,029.30	98.83 3.85%	58,794,274.75 459,127.08	37.26% 672,245.45		2.85 2.64
Total Portfolio		158,535,007.12	4.32%	156,102,085.29 156,102,085.29	99.46 3.97%	157,790,414.73 1,180,717.39	100.00% 1,688,329.44		2.15 1.83
Total Market Value + Accrued						158,971,132.11			

TRANSACTION LEDGER



City of Murrieta | Account | As of March 31, 2026

Transaction Type	Settlement Date	CUSIP	Quantity	Security Description	Price	Acq/Disp Yield	Amount	Interest Pur/Sold	Total Amount	Gain/Loss
ACQUISITIONS										
Purchase	03/02/2026	31846V567	148,093.75	FIRST AMER:GVT OBLG Z	1.000	3.56%	(148,093.75)	0.00	(148,093.75)	0.00
Purchase	03/03/2026	31846V567	3,401.55	FIRST AMER:GVT OBLG Z	1.000	3.58%	(3,401.55)	0.00	(3,401.55)	0.00
Purchase	03/10/2026	31846V567	67,500.00	FIRST AMER:GVT OBLG Z	1.000	3.54%	(67,500.00)	0.00	(67,500.00)	0.00
Purchase	03/11/2026	31846V567	104,062.50	FIRST AMER:GVT OBLG Z	1.000	3.54%	(104,062.50)	0.00	(104,062.50)	0.00
Purchase	03/16/2026	91282CHF1	3,500,000.00	UNITED STATES TREASURY 3.75 05/31/2030	99.680	3.83%	(3,488,789.06)	(38,221.15)	(3,527,010.21)	0.00
Purchase	03/16/2026	31846V567	51,944.67	FIRST AMER:GVT OBLG Z	1.000	3.54%	(51,944.67)	0.00	(51,944.67)	0.00
Purchase	03/16/2026	31846V567	456,269.57	FIRST AMER:GVT OBLG Z	1.000	3.54%	(456,269.57)	0.00	(456,269.57)	0.00
Purchase	03/18/2026	31846V567	30,207.65	FIRST AMER:GVT OBLG Z	1.000	3.53%	(30,207.65)	0.00	(30,207.65)	0.00
Purchase	03/20/2026	31846V567	74,103.77	FIRST AMER:GVT OBLG Z	1.000	3.53%	(74,103.77)	0.00	(74,103.77)	0.00
Purchase	03/20/2026	31846V567	3,946.25	FIRST AMER:GVT OBLG Z	1.000	3.53%	(3,946.25)	0.00	(3,946.25)	0.00
Purchase	03/23/2026	31846V567	45,000.00	FIRST AMER:GVT OBLG Z	1.000	3.53%	(45,000.00)	0.00	(45,000.00)	0.00
Purchase	03/24/2026	002824BR0	2,000,000.00	ABBOTT LABORATORIES 3.7 03/09/2029	98.709	4.17%	(1,974,180.00)	(3,083.34)	(1,977,263.34)	0.00
Purchase	03/24/2026	31846V567	55,781.82	FIRST AMER:GVT OBLG Z	1.000	3.53%	(55,781.82)	0.00	(55,781.82)	0.00
Purchase	03/25/2026	31846V567	193,476.90	FIRST AMER:GVT OBLG Z	1.000	3.53%	(193,476.90)	0.00	(193,476.90)	0.00
Purchase	03/26/2026	31846V567	21,500.00	FIRST AMER:GVT OBLG Z	1.000	3.55%	(21,500.00)	0.00	(21,500.00)	0.00
Purchase	03/26/2026	31846V567	4,735.30	FIRST AMER:GVT OBLG Z	1.000	3.55%	(4,735.30)	0.00	(4,735.30)	0.00

TRANSACTION LEDGER



City of Murrieta | Account | As of March 31, 2026

Transaction Type	Settlement Date	CUSIP	Quantity	Security Description	Price	Acq/Disp Yield	Amount	Interest Pur/Sold	Total Amount	Gain/Loss
Purchase	03/27/2026	91282CHR5	1,500,000.00	UNITED STATES TREASURY 4.0 07/31/2030	99.930	4.02%	(1,498,945.31)	(9,116.02)	(1,508,061.33)	0.00
Purchase	03/31/2026	31846V567	60,187.50	FIRST AMER:GVT OBLG Z	1.000	3.55%	(60,187.50)	0.00	(60,187.50)	0.00
Total Purchase			8,320,211.23				(8,282,125.60)	(50,420.51)	(8,332,546.11)	0.00
TOTAL ACQUISITIONS			8,320,211.23				(8,282,125.60)	(50,420.51)	(8,332,546.11)	0.00
DISPOSITIONS										
Sale	03/16/2026	91282CEF4	(2,500,000.00)	UNITED STATES TREASURY 2.5 03/31/2027	98.809	4.02%	2,470,214.84	(28,674.45)	2,498,889.29	120,800.78
Sale	03/16/2026	91282CEW7	(1,300,000.00)	UNITED STATES TREASURY 3.25 06/30/2027	99.391	3.87%	1,292,078.13	(8,753.45)	1,300,831.58	25,390.63
Sale	03/24/2026	91282CGV7	(2,000,000.00)	UNITED STATES TREASURY 3.75 04/15/2026	100.004	4.63%	2,000,078.13	(32,967.03)	2,033,045.16	34,375.00
Sale	03/27/2026	31846V567	(1,478,246.33)	FIRST AMER:GVT OBLG Z	1.000	3.55%	1,478,246.33	0.00	1,478,246.33	0.00
Total Sale			(7,278,246.33)				7,240,617.43	(70,394.93)	7,311,012.36	180,566.41
TOTAL DISPOSITIONS			(7,278,246.33)				7,240,617.43	(70,394.93)	7,311,012.36	180,566.41
OTHER TRANSACTIONS										
Coupon	03/01/2026	3137FJEH8	0.00	FHMS K-081 A2 3.9 08/25/2028		4.94%	4,062.50	0.00	4,062.50	0.00
Coupon	03/01/2026	3137F4X72	0.00	FHMS K-075 A2 3.65 02/25/2028		4.92%	3,543.54	0.00	3,543.54	0.00
Coupon	03/01/2026	3137HA4B9	0.00	FHMS K-751 A2 4.412 03/25/2030		4.37%	7,353.33	0.00	7,353.33	0.00

TRANSACTION LEDGER



City of Murrieta | Account | As of March 31, 2026

Transaction Type	Settlement Date	CUSIP	Quantity	Security Description	Price	Acq/Disp Yield	Amount	Interest Pur/Sold	Total Amount	Gain/Loss
Coupon	03/01/2026	3137BSP72	0.00	FHMS K-058 A2 2.653 08/25/2026		4.35%	4,421.67	0.00	4,421.67	0.00
Coupon	03/01/2026	3137FLMV3	0.00	FHMS K-090 A2 3.422 02/25/2029		4.30%	5,703.33	0.00	5,703.33	0.00
Coupon	03/01/2026	3137BTUM1	0.00	FHMS K-061 A2 3.347 11/25/2026		4.23%	2,381.52	0.00	2,381.52	0.00
Coupon	03/01/2026	74456QBX3	0.00	PUBLIC SERVICE ELECTRIC AND GAS CO 3.65 09/01/2028		4.23%	18,250.00	0.00	18,250.00	0.00
Coupon	03/01/2026	3137FBU79	0.00	FHMS K-069 A2 3.187 09/25/2027		4.13%	3,212.85	0.00	3,212.85	0.00
Coupon	03/01/2026	3137FK4M5	0.00	FHMS K-085 A2 4.06 10/25/2028		4.12%	6,766.67	0.00	6,766.67	0.00
Coupon	03/01/2026	3137H5YC5	0.00	FHMS K-748 A2 2.26 01/25/2029		4.12%	2,825.00	0.00	2,825.00	0.00
Coupon	03/01/2026	3137BVZ82	0.00	FHMS K-063 A2 3.43 01/25/2027		4.09%	2,447.35	0.00	2,447.35	0.00
Coupon	03/01/2026	3137F1G44	0.00	FHMS K-065 A2 3.243 04/25/2027		4.08%	2,702.50	0.00	2,702.50	0.00
Coupon	03/10/2026	3130ATS57	0.00	FEDERAL HOME LOAN BANKS 4.5 03/10/2028		4.02%	67,500.00	0.00	67,500.00	0.00
Coupon	03/11/2026	3130AWTQ3	0.00	FEDERAL HOME LOAN BANKS 4.625 09/11/2026		4.81%	104,062.50	0.00	104,062.50	0.00
Coupon	03/15/2026	58770JAD6	0.00	MBALT 2024-A A3 5.32 01/18/2028		5.32%	1,551.67	0.00	1,551.67	0.00
Coupon	03/15/2026	02582JKH2	0.00	AMXCA 2024-1 A 5.23 04/16/2029		5.23%	2,789.33	0.00	2,789.33	0.00
Coupon	03/15/2026	161571HT4	0.00	CHAIT 2023-1 A 5.16 09/15/2028		5.23%	5,676.00	0.00	5,676.00	0.00
Coupon	03/15/2026	437918AC9	0.00	HAROT 2024-1 A3 5.21 08/15/2028		5.21%	3,808.22	0.00	3,808.22	0.00
Coupon	03/15/2026	47800RAD5	0.00	JDOT 2024 A3 4.96 11/15/2028		4.96%	1,190.51	0.00	1,190.51	0.00

TRANSACTION LEDGER



City of Murrieta | Account | As of March 31, 2026

Transaction Type	Settlement Date	CUSIP	Quantity	Security Description	Price	Acq/Disp Yield	Amount	Interest Pur/Sold	Total Amount	Gain/Loss
Coupon	03/15/2026	58768YAD7	0.00	MBALT 2025-A A3 4.61 04/16/2029		4.61%	2,958.08	0.00	2,958.08	0.00
Coupon	03/15/2026	44935XAD7	0.00	HART 2025-B A3 4.36 12/17/2029		4.36%	2,125.50	0.00	2,125.50	0.00
Coupon	03/15/2026	92970QAJ4	0.00	WFCIT 2025-1 A 4.34 05/15/2030		4.33%	4,376.17	0.00	4,376.17	0.00
Coupon	03/15/2026	02582JKP4	0.00	AMXCA 2025-2 A 4.28 04/15/2030		4.28%	4,476.17	0.00	4,476.17	0.00
Coupon	03/15/2026	58769GAD5	0.00	MBALT 2024-B A3 4.23 02/15/2028		4.24%	1,825.15	0.00	1,825.15	0.00
Coupon	03/15/2026	47800DAD6	0.00	JDOT 2025 A3 4.23 09/17/2029		4.23%	2,361.75	0.00	2,361.75	0.00
Coupon	03/15/2026	437076DH2	0.00	HOME DEPOT INC 3.75 09/15/2028		3.77%	10,687.50	0.00	10,687.50	0.00
Coupon	03/15/2026	91282CNY3	0.00	UNITED STATES TREASURY 3.375 09/15/2028		3.64%	50,625.00	0.00	50,625.00	0.00
Coupon	03/16/2026	362549AD9	0.00	GMCAR 2025-2 A3 4.28 04/16/2030		4.28%	1,319.67	0.00	1,319.67	0.00
Coupon	03/18/2026	857477CL5	0.00	STATE STREET CORP 4.993 03/18/2027		4.99%	30,207.65	0.00	30,207.65	0.00
Coupon	03/20/2026	36269FAD8	0.00	GMALT 2024-1 A3 5.09 03/22/2027		5.09%	536.05	0.00	536.05	0.00
Coupon	03/20/2026	89236TKJ3	0.00	TOYOTA MOTOR CREDIT CORP 4.55 09/20/2027		4.89%	22,750.00	0.00	22,750.00	0.00
Coupon	03/20/2026	362962AD4	0.00	GMALT 2025-2 A3 4.58 05/22/2028		4.58%	2,690.75	0.00	2,690.75	0.00
Coupon	03/20/2026	92348KDY6	0.00	VZMT 2025-3 A1A 4.51 03/20/2030		4.51%	3,946.25	0.00	3,946.25	0.00
Coupon	03/22/2026	3133EPWK7	0.00	FEDERAL FARM CREDIT BANKS FUNDING CORP 4.5 09/22/2028		4.71%	45,000.00	0.00	45,000.00	0.00
Coupon	03/25/2026	05611UAD5	0.00	BMWLT 2024-1 A3 4.98 03/25/2027		5.19%	1,311.74	0.00	1,311.74	0.00

TRANSACTION LEDGER



City of Murrieta | Account | As of March 31, 2026

Transaction Type	Settlement Date	CUSIP	Quantity	Security Description	Price	Acq/Disp Yield	Amount	Interest Pur/Sold	Total Amount	Gain/Loss
Coupon	03/25/2026	096919AD7	0.00	BMWOT 2024-A A3 5.18 02/26/2029		5.18%	2,206.61	0.00	2,206.61	0.00
Coupon	03/25/2026	05594HAD5	0.00	BMWLT 2025-2 A3 3.97 09/25/2028		3.97%	2,646.67	0.00	2,646.67	0.00
Coupon	03/26/2026	3133EP6K6	0.00	FEDERAL FARM CREDIT BANKS FUNDING CORP 4.5 03/26/2027		4.66%	22,500.00	0.00	22,500.00	0.00
Coupon	03/27/2026	57629TBW6	0.00	MASSMUTUAL GLOBAL FUNDING II 4.45 03/27/2028		4.49%	29,815.00	0.00	29,815.00	0.00
Coupon	03/31/2026	91282CFM8	0.00	UNITED STATES TREASURY 4.125 09/30/2027		4.19%	33,000.00	0.00	33,000.00	0.00
Coupon	03/31/2026	91282CPA3	0.00	UNITED STATES TREASURY 3.625 09/30/2030		3.79%	27,187.50	0.00	27,187.50	0.00
Total Coupon			0.00				554,801.70	0.00	554,801.70	0.00
Custody Fee	03/26/2026	CCYUSD	(1,000.00)	Cash		0.00%	(1,000.00)	0.00	(1,000.00)	0.00
Total Custody Fee			(1,000.00)				(1,000.00)	0.00	(1,000.00)	0.00
Dividend	03/31/2026	31846V567	0.00	FIRST AMER:GVT OBLG Z		3.55%	2,119.98	0.00	2,119.98	0.00
Total Dividend			0.00				2,119.98	0.00	2,119.98	0.00
Principal Paydown	03/01/2026	3137BTUM1	4,719.97	FHMS K-061 A2 3.347 11/25/2026		4.23%	4,719.97	--	4,719.97	169.44
Principal Paydown	03/01/2026	3137FBU79	2,502.08	FHMS K-069 A2 3.187 09/25/2027		4.13%	2,502.08	--	2,502.08	98.62
Principal Paydown	03/01/2026	3137BVZ82	2,287.95	FHMS K-063 A2 3.43 01/25/2027		4.09%	2,287.95	--	2,287.95	59.45
Principal Paydown	03/15/2026	58770JAD6	20,334.00	MBALT 2024-A A3 5.32 01/18/2028		5.32%	20,334.00	--	20,334.00	2.38
Principal Paydown	03/15/2026	437918AC9	65,974.01	HAROT 2024-1 A3 5.21 08/15/2028		5.21%	65,974.01	--	65,974.01	2.86
Principal Paydown	03/15/2026	47800RAD5	14,774.07	JDOT 2024 A3 4.96 11/15/2028		4.96%	14,774.07	--	14,774.07	0.83

TRANSACTION LEDGER



City of Murrieta | Account | As of March 31, 2026

Transaction Type	Settlement Date	CUSIP	Quantity	Security Description	Price	Acq/Disp Yield	Amount	Interest Pur/Sold	Total Amount	Gain/Loss
Principal Paydown	03/15/2026	58769GAD5	38,650.78	MBALT 2024-B A3 4.23 02/15/2028		4.24%	38,650.78	--	38,650.78	6.50
Principal Paydown	03/20/2026	36269FAD8	48,126.97	GMALT 2024-1 A3 5.09 03/22/2027		5.09%	48,126.97	--	48,126.97	6.01
Principal Paydown	03/25/2026	05611UAD5	102,845.94	BMWLT 2024-1 A3 4.98 03/25/2027		5.19%	102,845.94	--	102,845.94	546.37
Principal Paydown	03/25/2026	096919AD7	34,270.98	BMWOT 2024-A A3 5.18 02/26/2029		5.18%	34,270.98	--	34,270.98	5.21
Total Principal Paydown			334,486.75				334,486.75	--	334,486.75	897.67
TOTAL OTHER TRANSACTIONS			333,486.75				890,408.43	0.00	890,408.43	897.67

INCOME EARNED



City of Murrieta | Account | As of March 31, 2026

Cusip	Security Description	Trade Date Settle Date Units	Book Value: Begin Book Value: Acq Book Value: Disp Book Value: End	Prior Accrued Inc. Received Ending Accrued Total Interest	Accr. Of Discount Amort. Of Premium Net Accret/Amort Income Earned	Total Income
CASH & EQUIVALENTS						
31846V567	FIRST AMER:GVT OBLG Z	136,000.50	294,035.60 1,320,211.23 (1,478,246.33) 136,000.50	0.00 3,401.55 0.00 3,401.55	0.00 0.00 0.00 3,401.55	3,401.55
CCYUSD	Receivable	2,119.98	133,245.30 0.00 0.00 2,119.98	0.00 0.00 0.00 0.00	0.00 0.00 0.00 0.00	0.00
Total Cash & Equivalents			138,120.48	3,401.55	3,401.55	3,401.55
FIXED INCOME						
002824BRO	ABBOTT LABORATORIES 3.7 03/09/2029	03/23/2026 03/24/2026 2,000,000.00	0.00 1,974,180.00 0.00 1,974,180.00	0.00 (3,083.34) 4,522.22 1,438.88	0.00 0.00 0.00 1,438.88	1,438.88
00440EAV9	CHUBB INA HOLDINGS LLC 3.35 05/03/2026	09/13/2023 09/15/2023 1,000,000.00	954,220.00 0.00 0.00 954,220.00	10,980.56 0.00 13,772.22 2,791.67	0.00 0.00 0.00 2,791.67	2,791.67
009158AY2	AIR PRODUCTS AND CHEMICALS INC 1.85 05/15/2027	02/09/2024 02/13/2024 1,500,000.00	1,371,945.00 0.00 0.00 1,371,945.00	8,170.83 0.00 10,483.33 2,312.50	0.00 0.00 0.00 2,312.50	2,312.50
02079KBJ5	ALPHABET INC 3.7 02/15/2029	02/09/2026 02/13/2026 570,000.00	567,930.90 0.00 0.00 567,930.90	1,054.50 0.00 2,812.00 1,757.50	0.00 0.00 0.00 1,757.50	1,757.50
023135BC9	AMAZON.COM INC 3.15 08/22/2027	07/30/2024 07/30/2024 1,000,000.00	960,450.00 0.00 0.00 960,450.00	787.50 0.00 3,412.50 2,625.00	0.00 0.00 0.00 2,625.00	2,625.00

INCOME EARNED



City of Murrieta | Account | As of March 31, 2026

Cusip	Security Description	Trade Date Settle Date Units	Book Value: Begin Book Value: Acq Book Value: Disp Book Value: End	Prior Accrued Inc. Received Ending Accrued Total Interest	Accr. Of Discount Amort. Of Premium Net Accret/Amort Income Earned	Total Income
02582JKH2	AMXCA 2024-1 A 5.23 04/16/2029	04/16/2024 04/23/2024 640,000.00	639,868.80 0.00 0.00 639,868.80	1,487.64 2,789.33 1,487.64 2,789.33	0.00 0.00 0.00 2,789.33	2,789.33
02582JKP4	AMXCA 2025-2 A 4.28 04/15/2030	05/06/2025 05/13/2025 1,255,000.00	1,254,977.28 0.00 0.00 1,254,977.28	2,387.29 4,476.17 2,387.29 4,476.17	0.00 0.00 0.00 4,476.17	4,476.17
05594HAD5	BMWLT 2025-2 A3 3.97 09/25/2028	10/08/2025 10/15/2025 800,000.00	799,997.76 0.00 0.00 799,997.76	529.33 2,646.67 529.33 2,646.67	0.00 0.00 0.00 2,646.67	2,646.67
05611UAD5	BMWLT 2024-1 A3 4.98 03/25/2027	06/20/2024 06/21/2024 213,235.82	314,402.58 0.00 (102,299.57) 212,103.00	262.35 1,311.74 176.99 1,226.38	0.00 0.00 0.00 1,226.38	1,226.38
06368MJG0	BANK OF MONTREAL 5.004 01/27/2029	01/24/2025 01/27/2025 1,500,000.00	1,501,860.00 0.00 0.00 1,501,860.00	7,089.00 0.00 13,344.00 6,255.00	0.00 0.00 0.00 6,255.00	6,255.00
06406RCG0	BANK OF NEW YORK MELLON CORP 4.026 01/22/2030	01/14/2026 01/22/2026 535,000.00	535,000.00 0.00 0.00 535,000.00	2,333.40 0.00 4,128.33 1,794.93	0.00 0.00 0.00 1,794.93	1,794.93
06428CAA2	BANK OF AMERICA NA 5.526 08/18/2026	09/13/2023 09/15/2023 1,000,000.00	998,810.00 0.00 0.00 998,810.00	1,995.50 0.00 6,600.50 4,605.00	0.00 0.00 0.00 4,605.00	4,605.00
09290DAH4	BLACKROCK INC 4.6 07/26/2027	07/18/2024 07/26/2024 750,000.00	750,645.00 0.00 0.00 750,645.00	3,354.17 0.00 6,229.17 2,875.00	0.00 0.00 0.00 2,875.00	2,875.00
096919AD7	BMWOT 2024-A A3 5.18 02/26/2029	06/04/2024 06/11/2024 476,913.26	511,106.59 0.00 (34,265.77) 476,840.82	441.32 2,206.61 411.74 2,177.02	0.00 0.00 0.00 2,177.02	2,177.02

INCOME EARNED



City of Murrieta | Account | As of March 31, 2026

Cusip	Security Description	Trade Date Settle Date Units	Book Value: Begin Book Value: Acq Book Value: Disp Book Value: End	Prior Accrued Inc. Received Ending Accrued Total Interest	Accr. Of Discount Amort. Of Premium Net Accret/Amort Income Earned	Total Income
14913UBD1	CATERPILLAR FINANCIAL SERVICES CORP 3.95	11/26/2025 11/28/2025 1,000,000.00	1,003,180.00 0.00 0.00 1,003,180.00	11,740.28 0.00 15,031.94 3,291.67	0.00 0.00 0.00 3,291.67	3,291.67
161571HT4	CHAIT 2023-1 A 5.16	09/07/2023 09/15/2023 1,320,000.00	1,319,634.10 0.00 0.00 1,319,634.10	3,027.20 5,676.00 3,027.20 5,676.00	0.00 0.00 0.00 5,676.00	5,676.00
17275RBQ4	CISCO SYSTEMS INC 4.8	02/29/2024 03/04/2024 1,500,000.00	1,500,810.00 0.00 0.00 1,500,810.00	1,000.00 0.00 7,000.00 6,000.00	0.00 0.00 0.00 6,000.00	6,000.00
24422EXF1	JOHN DEERE CAPITAL CORP 4.5 01/08/2027	01/10/2024 01/17/2024 1,000,000.00	999,460.00 0.00 0.00 999,460.00	6,625.00 0.00 10,375.00 3,750.00	0.00 0.00 0.00 3,750.00	3,750.00
24422EXZ7	JOHN DEERE CAPITAL CORP 4.65 01/07/2028	01/06/2025 01/09/2025 700,000.00	699,790.00 0.00 0.00 699,790.00	4,882.50 0.00 7,595.00 2,712.50	0.00 0.00 0.00 2,712.50	2,712.50
26444HAE1	DUKE ENERGY FLORIDA LLC 3.8 07/15/2028	06/04/2025 06/05/2025 1,000,000.00	985,120.00 0.00 0.00 985,120.00	4,855.56 0.00 8,022.22 3,166.67	0.00 0.00 0.00 3,166.67	3,166.67
3130ATS57	FEDERAL HOME LOAN BANKS 4.5 03/10/2028	03/24/2025 03/25/2025 3,000,000.00	3,039,480.00 0.00 0.00 3,039,480.00	64,125.00 67,500.00 7,875.00 11,250.00	0.00 0.00 0.00 11,250.00	11,250.00
3130AVVX7	FEDERAL HOME LOAN BANKS 3.75 06/09/2028	06/07/2023 06/09/2023 1,120,000.00	1,107,243.20 0.00 0.00 1,107,243.20	9,566.67 0.00 13,066.67 3,500.00	0.00 0.00 0.00 3,500.00	3,500.00
3130AWC24	FEDERAL HOME LOAN BANKS 4.0 06/09/2028	07/06/2023 07/10/2023 2,000,000.00	1,956,940.00 0.00 0.00 1,956,940.00	18,222.22 0.00 24,888.89 6,666.67	0.00 0.00 0.00 6,666.67	6,666.67

INCOME EARNED



City of Murrieta | Account | As of March 31, 2026

Cusip	Security Description	Trade Date Settle Date Units	Book Value: Begin Book Value: Acq Book Value: Disp Book Value: End	Prior Accrued Inc. Received Ending Accrued Total Interest	Accr. Of Discount Amort. Of Premium Net Accret/Amort Income Earned	Total Income
3130AWLZ1	FEDERAL HOME LOAN BANKS 4.75 06/12/2026	08/16/2023 08/17/2023 2,000,000.00	1,998,620.00 0.00 0.00 1,998,620.00	20,847.22 0.00 28,763.89 7,916.67	0.00 0.00 0.00 7,916.67	7,916.67
3130AWTQ3	FEDERAL HOME LOAN BANKS 4.625 09/11/2026	4,500,000.00	4,476,030.00 0.00 0.00 4,476,030.00	98,281.25 104,062.50 11,562.50 17,343.75	0.00 0.00 0.00 17,343.75	17,343.75
3130AXU63	FEDERAL HOME LOAN BANKS 4.625 11/17/2026	11/30/2023 12/01/2023 1,750,000.00	1,754,427.50 0.00 0.00 1,754,427.50	23,381.94 0.00 30,126.74 6,744.79	0.00 0.00 0.00 6,744.79	6,744.79
3130AYPNO	FEDERAL HOME LOAN BANKS 4.125 01/15/2027	01/30/2024 01/31/2024 2,000,000.00	1,995,560.00 0.00 0.00 1,995,560.00	10,541.67 0.00 17,416.67 6,875.00	0.00 0.00 0.00 6,875.00	6,875.00
3130B0TY5	FEDERAL HOME LOAN BANKS 4.75 04/09/2027	04/10/2024 04/15/2024 1,500,000.00	1,496,115.00 0.00 0.00 1,496,115.00	28,104.17 0.00 34,041.67 5,937.50	0.00 0.00 0.00 5,937.50	5,937.50
3133EP6K6	FEDERAL FARM CREDIT BANKS FUNDING CORP 4.5 03/26/2027	04/08/2024 04/09/2024 1,000,000.00	995,520.00 0.00 0.00 995,520.00	19,375.00 22,500.00 625.00 3,750.00	0.00 0.00 0.00 3,750.00	3,750.00
3133EPSW6	FEDERAL FARM CREDIT BANKS FUNDING CORP 4.5 08/14/2026	08/09/2023 08/14/2023 2,405,000.00	2,399,468.50 0.00 0.00 2,399,468.50	5,110.63 0.00 14,129.38 9,018.75	0.00 0.00 0.00 9,018.75	9,018.75
3133EPWK7	FEDERAL FARM CREDIT BANKS FUNDING CORP 4.5 09/22/2028	10/12/2023 10/16/2023 2,000,000.00	1,981,460.00 0.00 0.00 1,981,460.00	39,750.00 45,000.00 2,250.00 7,500.00	0.00 0.00 0.00 7,500.00	7,500.00
3133EPZY4	FEDERAL FARM CREDIT BANKS FUNDING CORP 5.0 07/30/2026	11/09/2023 11/10/2023 2,000,000.00	2,007,480.00 0.00 0.00 2,007,480.00	8,611.11 0.00 16,944.44 8,333.33	0.00 0.00 0.00 8,333.33	8,333.33

INCOME EARNED



City of Murrieta | Account | As of March 31, 2026

Cusip	Security Description	Trade Date Settle Date Units	Book Value: Begin Book Value: Acq Book Value: Disp Book Value: End	Prior Accrued Inc. Received Ending Accrued Total Interest	Accr. Of Discount Amort. Of Premium Net Accret/Amort Income Earned	Total Income
3133ERDZ1	FEDERAL FARM CREDIT BANKS FUNDING CORP 4.75 05/08/2026	05/20/2024	997,690.00	14,909.72	0.00	3,958.33
		05/21/2024	0.00	0.00	0.00	
		1,000,000.00	0.00	18,868.06	0.00	
			997,690.00	3,958.33	3,958.33	
3133ERFJ5	FEDERAL FARM CREDIT BANKS FUNDING CORP 4.5 05/20/2027	05/20/2024	994,830.00	12,625.00	0.00	3,750.00
		05/21/2024	0.00	0.00	0.00	
		1,000,000.00	0.00	16,375.00	0.00	
			994,830.00	3,750.00	3,750.00	
3137BSP72	FHMS K-058 A2 2.653 08/25/2026	02/09/2023	1,890,546.88	4,421.67	0.00	4,421.67
		02/14/2023	0.00	4,421.67	0.00	
		2,000,000.00	0.00	4,421.67	0.00	
			1,890,546.88	4,421.67	4,421.67	
3137BTUM1	FHMS K-061 A2 3.347 11/25/2026	09/22/2022	823,195.13	2,381.52	0.00	2,368.36
		09/27/2022	0.00	2,381.52	0.00	
		849,126.92	(4,550.53)	2,368.36	0.00	
			818,644.60	2,368.36	2,368.36	
3137BVZ82	FHMS K-063 A2 3.43 01/25/2027		833,965.33	2,447.35	0.00	2,440.81
			0.00	2,447.35	0.00	
		853,926.53	(2,228.50)	2,440.81	0.00	
			831,736.83	2,440.81	2,440.81	
3137F1G44	FHMS K-065 A2 3.243 04/25/2027	09/19/2022	965,468.75	2,702.50	0.00	2,702.50
		09/22/2022	0.00	2,702.50	0.00	
		1,000,000.00	0.00	2,702.50	0.00	
			965,468.75	2,702.50	2,702.50	
3137F4X72	FHMS K-075 A2 3.65 02/25/2028	09/14/2023	1,107,478.13	3,543.54	0.00	3,543.54
		09/19/2023	0.00	3,543.54	0.00	
		1,165,000.00	0.00	3,543.54	0.00	
			1,107,478.13	3,543.54	3,543.54	
3137FBU79	FHMS K-069 A2 3.187 09/25/2027	05/18/2023	1,162,054.24	3,212.85	0.00	3,206.20
		05/23/2023	0.00	3,212.85	0.00	
		1,207,232.73	(2,403.46)	3,206.21	0.00	
			1,159,650.79	3,206.20	3,206.20	
3137FJEH8	FHMS K-081 A2 3.9 08/25/2028	05/28/2024	1,197,265.63	4,062.50	0.00	4,062.50
		05/31/2024	0.00	4,062.50	0.00	
		1,250,000.00	0.00	4,062.50	0.00	
			1,197,265.63	4,062.50	4,062.50	

INCOME EARNED



City of Murrieta | Account | As of March 31, 2026

Cusip	Security Description	Trade Date Settle Date Units	Book Value: Begin Book Value: Acq Book Value: Disp Book Value: End	Prior Accrued Inc. Received Ending Accrued Total Interest	Accr. Of Discount Amort. Of Premium Net Accret/Amort Income Earned	Total Income
3137FK4M5	FHMS K-085 A2 4.06 10/25/2028	05/07/2025 05/12/2025 2,000,000.00	1,990,703.13 0.00 0.00 1,990,703.13	6,766.67 6,766.67 6,766.67 6,766.67	0.00 0.00 0.00 6,766.67	6,766.67
3137FLMV3	FHMS K-090 A2 3.422 02/25/2029	03/27/2025 03/31/2025 2,000,000.00	1,932,500.00 0.00 0.00 1,932,500.00	5,703.33 5,703.33 5,703.33 5,703.33	0.00 0.00 0.00 5,703.33	5,703.33
3137H5YC5	FHMS K-748 A2 2.26 01/25/2029	08/19/2024 08/22/2024 1,500,000.00	1,385,332.03 0.00 0.00 1,385,332.03	2,825.00 2,825.00 2,825.00 2,825.00	0.00 0.00 0.00 2,825.00	2,825.00
3137HA4B9	FHMS K-751 A2 4.412 03/25/2030	03/26/2025 03/31/2025 2,000,000.00	1,997,890.63 0.00 0.00 1,997,890.63	7,353.33 7,353.33 7,353.33 7,353.33	0.00 0.00 0.00 7,353.33	7,353.33
341081GN1	FLORIDA POWER & LIGHT CO 4.4 05/15/2028	05/22/2023 05/24/2023 1,500,000.00	1,484,025.00 0.00 0.00 1,484,025.00	19,433.33 0.00 24,933.33 5,500.00	0.00 0.00 0.00 5,500.00	5,500.00
362549AD9	GMCAR 2025-2 A3 4.28 04/16/2030	05/06/2025 05/14/2025 370,000.00	369,945.54 0.00 0.00 369,945.54	659.83 1,319.67 659.83 1,319.67	0.00 0.00 0.00 1,319.67	1,319.67
36269FAD8	GMALT 2024-1 A3 5.09 03/22/2027	02/08/2024 02/15/2024 78,251.21	126,362.39 0.00 (48,120.96) 78,241.43	196.55 536.05 121.70 461.20	0.00 0.00 0.00 461.20	461.20
362962AD4	GMALT 2025-2 A3 4.58 05/22/2028	05/20/2025 05/29/2025 705,000.00	704,988.30 0.00 0.00 704,988.30	986.61 2,690.75 986.61 2,690.75	0.00 0.00 0.00 2,690.75	2,690.75
437076DB5	HOME DEPOT INC 4.875 06/25/2027	06/25/2024 740,000.00	738,545.60 0.00 0.00 738,545.60	6,613.75 0.00 9,620.00 3,006.25	0.00 0.00 0.00 3,006.25	3,006.25

INCOME EARNED



City of Murrieta | Account | As of March 31, 2026

Cusip	Security Description	Trade Date Settle Date Units	Book Value: Begin Book Value: Acq Book Value: Disp Book Value: End	Prior Accrued Inc. Received Ending Accrued Total Interest	Accr. Of Discount Amort. Of Premium Net Accret/Amort Income Earned	Total Income
437076DH2	HOME DEPOT INC 3.75 09/15/2028	09/08/2025 09/15/2025 570,000.00	569,629.50 0.00 0.00 569,629.50	9,856.25 10,687.50 950.00 1,781.25	0.00 0.00 0.00 1,781.25	1,781.25
437918AC9	HAROT 2024-1 A3 5.21 08/15/2028	02/13/2024 02/21/2024 811,159.26	877,095.12 0.00 (65,971.15) 811,123.98	2,031.05 3,808.22 1,878.28 3,655.45	0.00 0.00 0.00 3,655.45	3,655.45
44935XAD7	HART 2025-B A3 4.36 12/17/2029	06/03/2025 06/11/2025 585,000.00	584,947.18 0.00 0.00 584,947.18	1,133.60 2,125.50 1,133.60 2,125.50	0.00 0.00 0.00 2,125.50	2,125.50
459058KT9	INTERNATIONAL BANK FOR RECONSTRUCTION AND DEVELOPM 3.5 07/12/2028	07/24/2023 07/26/2023 500,000.00	483,115.00 0.00 0.00 483,115.00	2,381.94 0.00 3,840.28 1,458.33	0.00 0.00 0.00 1,458.33	1,458.33
459058LT8	INTERNATIONAL BANK FOR RECONSTRUCTION AND DEVELOPM 3.625 05/05/2028	04/29/2025 05/06/2025 1,335,000.00	1,332,036.30 0.00 0.00 1,332,036.30	15,593.54 0.00 19,626.35 4,032.81	0.00 0.00 0.00 4,032.81	4,032.81
47800DAD6	JDOT 2025 A3 4.23 09/17/2029	03/04/2025 03/11/2025 670,000.00	669,957.86 0.00 0.00 669,957.86	1,259.60 2,361.75 1,259.60 2,361.75	0.00 0.00 0.00 2,361.75	2,361.75
47800RAD5	JDOT 2024 A3 4.96 11/15/2028	03/11/2024 03/19/2024 273,251.87	288,009.80 0.00 (14,773.24) 273,236.56	634.94 1,190.51 602.37 1,157.94	0.00 0.00 0.00 1,157.94	1,157.94
48125LRU8	JPMORGAN CHASE BANK NA 5.11 12/08/2026	12/08/2023 1,575,000.00	1,576,460.00 0.00 0.00 1,576,460.00	18,555.69 0.00 25,262.56 6,706.88	0.00 0.00 0.00 6,706.88	6,706.88
532457CP1	ELI LILLY AND CO 4.15 08/14/2027	08/22/2024 08/23/2024 1,250,000.00	1,251,637.50 0.00 0.00 1,251,637.50	2,449.65 0.00 6,772.57 4,322.92	0.00 0.00 0.00 4,322.92	4,322.92

INCOME EARNED



City of Murrieta | Account | As of March 31, 2026

Cusip	Security Description	Trade Date Settle Date Units	Book Value: Begin Book Value: Acq Book Value: Disp Book Value: End	Prior Accrued Inc. Received Ending Accrued Total Interest	Accr. Of Discount Amort. Of Premium Net Accret/Amort Income Earned	Total Income
57629TBW6	MASSMUTUAL GLOBAL FUNDING II 4.45 03/27/2028	03/20/2025 03/27/2025 1,340,000.00	1,338,405.40 0.00 0.00 1,338,405.40	25,508.39 29,815.00 662.56 4,969.17	0.00 0.00 0.00 4,969.17	4,969.17
57629W6F2	MASSMUTUAL GLOBAL FUNDING II 4.5 04/10/2026	04/04/2023 04/12/2023 750,000.00	749,482.50 0.00 0.00 749,482.50	13,218.75 0.00 16,031.25 2,812.50	0.00 0.00 0.00 2,812.50	2,812.50
58768YAD7	MBALT 2025-A A3 4.61 04/16/2029	05/14/2025 05/21/2025 770,000.00	769,906.14 0.00 0.00 769,906.14	1,577.64 2,958.08 1,577.64 2,958.08	0.00 0.00 0.00 2,958.08	2,958.08
58769GAD5	MBALT 2024-B A3 4.23 02/15/2028	09/17/2024 09/25/2024 479,123.06	517,686.70 0.00 (38,644.28) 479,042.42	973.41 1,825.15 900.75 1,752.49	0.00 0.00 0.00 1,752.49	1,752.49
58770JAD6	MBALT 2024-A A3 5.32 01/18/2028	05/17/2024 05/23/2024 329,666.00	349,959.05 0.00 (20,331.62) 329,627.43	827.56 1,551.67 779.48 1,503.59	0.00 0.00 0.00 1,503.59	1,503.59
58989V2F0	MET TOWER GLOBAL FUNDING 5.4 06/20/2026	06/12/2023 06/20/2023 1,000,000.00	1,000,440.00 0.00 0.00 1,000,440.00	10,650.00 0.00 15,150.00 4,500.00	0.00 0.00 0.00 4,500.00	4,500.00
58989V2M5	MET TOWER GLOBAL FUNDING 4.0 01/14/2029	01/07/2026 01/14/2026 750,000.00	749,032.50 0.00 0.00 749,032.50	3,916.67 0.00 6,416.67 2,500.00	0.00 0.00 0.00 2,500.00	2,500.00
61748UAK8	MORGAN STANLEY 4.133 10/18/2029	10/17/2025 10/22/2025 580,000.00	580,000.00 0.00 0.00 580,000.00	8,589.75 0.00 10,587.37 1,997.62	0.00 0.00 0.00 1,997.62	1,997.62
63743HFW7	NATIONAL RURAL UTILITIES COOPERATIVE FINANCE CORP 4.75 02/07/2028	06/17/2025 06/18/2025 1,500,000.00	1,512,345.00 0.00 0.00 1,512,345.00	4,750.00 0.00 10,687.50 5,937.50	0.00 0.00 0.00 5,937.50	5,937.50

INCOME EARNED



City of Murrieta | Account | As of March 31, 2026

Cusip	Security Description	Trade Date Settle Date Units	Book Value: Begin Book Value: Acq Book Value: Disp Book Value: End	Prior Accrued Inc. Received Ending Accrued Total Interest	Accr. Of Discount Amort. Of Premium Net Accret/Amort Income Earned	Total Income
64952WCX9	NEW YORK LIFE GLOBAL FUNDING 3.0 01/10/2028	08/26/2025 08/27/2025 1,000,000.00	976,720.00 0.00 0.00 976,720.00	4,250.00 0.00 6,750.00 2,500.00	0.00 0.00 0.00 2,500.00	2,500.00
64952WFJ7	NEW YORK LIFE GLOBAL FUNDING 3.9 10/01/2027	09/25/2024 10/01/2024 1,000,000.00	999,820.00 0.00 0.00 999,820.00	16,250.00 0.00 19,500.00 3,250.00	0.00 0.00 0.00 3,250.00	3,250.00
665859AW4	NORTHERN TRUST CORP 4.0 05/10/2027	09/14/2022 09/16/2022 1,000,000.00	990,460.00 0.00 0.00 990,460.00	12,333.33 0.00 15,666.67 3,333.33	0.00 0.00 0.00 3,333.33	3,333.33
66815L2X6	NORTHWESTERN MUTUAL GLOBAL FUNDING 4.125 08/25/2028	08/25/2025 08/26/2025 1,000,000.00	1,002,660.00 0.00 0.00 1,002,660.00	687.50 0.00 4,125.00 3,437.50	0.00 0.00 0.00 3,437.50	3,437.50
69371RS56	PACCAR FINANCIAL CORP 5.05 08/10/2026	1,450,000.00	1,451,925.00 0.00 0.00 1,451,925.00	4,271.46 0.00 10,373.54 6,102.08	0.00 0.00 0.00 6,102.08	6,102.08
713448FW3	PEPSICO INC 5.125 11/10/2026	11/08/2023 11/10/2023 510,000.00	509,862.30 0.00 0.00 509,862.30	8,059.06 0.00 10,237.19 2,178.13	0.00 0.00 0.00 2,178.13	2,178.13
713448GL6	PEPSICO INC 4.1 01/15/2029	07/24/2025 07/25/2025 1,000,000.00	997,190.00 0.00 0.00 997,190.00	5,238.89 0.00 8,655.56 3,416.67	0.00 0.00 0.00 3,416.67	3,416.67
74456QBU9	PUBLIC SERVICE ELECTRIC AND GAS CO 3.7 05/01/2028	06/22/2023 06/26/2023 750,000.00	715,005.00 0.00 0.00 715,005.00	9,250.00 0.00 11,562.50 2,312.50	0.00 0.00 0.00 2,312.50	2,312.50
74456QBX3	PUBLIC SERVICE ELECTRIC AND GAS CO 3.65 09/01/2028	07/24/2025 07/25/2025 1,000,000.00	983,400.00 0.00 0.00 983,400.00	18,250.00 18,250.00 3,041.67 3,041.67	0.00 0.00 0.00 3,041.67	3,041.67

INCOME EARNED



City of Murrieta | Account | As of March 31, 2026

Cusip	Security Description	Trade Date Settle Date Units	Book Value: Begin Book Value: Acq Book Value: Disp Book Value: End	Prior Accrued Inc. Received Ending Accrued Total Interest	Accr. Of Discount Amort. Of Premium Net Accret/Amort Income Earned	Total Income
78016HZT0	ROYAL BANK OF CANADA 4.875 01/19/2027	01/10/2024 01/19/2024 1,245,000.00	1,244,688.75 0.00 0.00 1,244,688.75	7,080.94 0.00 12,138.75 5,057.81	0.00 0.00 0.00 5,057.81	5,057.81
857477CL5	STATE STREET CORP 4.993 03/18/2027	03/13/2024 03/18/2024 1,210,000.00	1,210,000.00 0.00 0.00 1,210,000.00	27,354.71 30,207.65 2,181.66 5,034.61	0.00 0.00 0.00 5,034.61	5,034.61
87612EBU9	TARGET CORP 4.35 06/15/2028	06/05/2025 06/10/2025 570,000.00	569,994.30 0.00 0.00 569,994.30	5,234.50 0.00 7,300.75 2,066.25	0.00 0.00 0.00 2,066.25	2,066.25
89236TKJ3	TOYOTA MOTOR CREDIT CORP 4.55 09/20/2027	06/20/2024 06/21/2024 1,000,000.00	989,900.00 0.00 0.00 989,900.00	20,348.61 22,750.00 1,390.28 3,791.67	0.00 0.00 0.00 3,791.67	3,791.67
90331HPS6	US BANK NA 4.73 05/15/2028	05/12/2025 05/15/2025 1,330,000.00	1,330,000.00 0.00 0.00 1,330,000.00	18,523.21 0.00 23,765.62 5,242.42	0.00 0.00 0.00 5,242.42	5,242.42
9128283F5	UNITED STATES TREASURY 2.25 11/15/2027	06/07/2023 06/09/2023 1,400,000.00	1,298,937.50 0.00 0.00 1,298,937.50	9,223.76 0.00 11,921.27 2,697.51	0.00 0.00 0.00 2,697.51	2,697.51
9128283W8	UNITED STATES TREASURY 2.75 02/15/2028	09/27/2024 09/30/2024 2,750,000.00	2,684,257.81 0.00 0.00 2,684,257.81	2,924.72 0.00 9,400.90 6,476.17	0.00 0.00 0.00 6,476.17	6,476.17
9128284V9	UNITED STATES TREASURY 2.875 08/15/2028	11/12/2024 11/15/2024 2,500,000.00	2,374,804.69 0.00 0.00 2,374,804.69	2,779.70 0.00 8,934.74 6,155.04	0.00 0.00 0.00 6,155.04	6,155.04
9128285M8	UNITED STATES TREASURY 3.125 11/15/2028	04/22/2024 04/23/2024 2,000,000.00	1,870,625.00 0.00 0.00 1,870,625.00	18,301.11 0.00 23,653.31 5,352.21	0.00 0.00 0.00 5,352.21	5,352.21

INCOME EARNED



City of Murrieta | Account | As of March 31, 2026

Cusip	Security Description	Trade Date Settle Date Units	Book Value: Begin Book Value: Acq Book Value: Disp Book Value: End	Prior Accrued Inc. Received Ending Accrued Total Interest	Accr. Of Discount Amort. Of Premium Net Accret/Amort Income Earned	Total Income
912828U24	UNITED STATES TREASURY 2.0 11/15/2026	09/13/2023 09/14/2023 3,000,000.00	2,767,031.25 0.00 0.00 2,767,031.25	17,569.06 0.00 22,707.18 5,138.12	0.00 0.00 0.00 5,138.12	5,138.12
91282CDF5	UNITED STATES TREASURY 1.375 10/31/2028	09/16/2025 09/17/2025 2,500,000.00	2,344,433.59 0.00 0.00 2,344,433.59	11,489.99 0.00 14,433.70 2,943.72	0.00 0.00 0.00 2,943.72	2,943.72
91282CEF4	UNITED STATES TREASURY 2.5 03/31/2027	11/17/2022 11/18/2022 0.00	2,349,414.06 0.00 (2,349,414.06) 0.00	26,098.90 28,674.45 0.00 2,575.55	0.00 0.00 0.00 2,575.55	2,575.55
91282CEM9	UNITED STATES TREASURY 2.875 04/30/2029	10/30/2025 10/31/2025 2,750,000.00	2,681,787.11 0.00 0.00 2,681,787.11	26,426.97 0.00 33,197.51 6,770.55	0.00 0.00 0.00 6,770.55	6,770.55
91282CEW7	UNITED STATES TREASURY 3.25 06/30/2027	12/12/2022 12/13/2022 0.00	1,266,687.50 0.00 (1,266,687.50) 0.00	7,002.76 8,753.45 0.00 1,750.69	0.00 0.00 0.00 1,750.69	1,750.69
91282CFB2	UNITED STATES TREASURY 2.75 07/31/2027	07/26/2023 07/27/2023 2,000,000.00	1,887,109.38 0.00 0.00 1,887,109.38	4,406.08 0.00 9,116.02 4,709.94	0.00 0.00 0.00 4,709.94	4,709.94
91282CFH9	UNITED STATES TREASURY 3.125 08/31/2027	01/24/2023 01/25/2023 2,500,000.00	2,445,117.19 0.00 0.00 2,445,117.19	212.30 39,062.50 6,793.48 45,643.68	0.00 0.00 0.00 45,643.68	45,643.68
91282CFJ5	UNITED STATES TREASURY 3.125 08/31/2029	12/17/2024 12/20/2024 2,750,000.00	2,618,730.47 0.00 0.00 2,618,730.47	233.53 42,968.75 7,472.83 50,208.05	0.00 0.00 0.00 50,208.05	50,208.05
91282CFM8	UNITED STATES TREASURY 4.125 09/30/2027	02/22/2023 02/28/2023 1,600,000.00	1,595,500.00 0.00 0.00 1,595,500.00	27,560.44 33,000.00 180.33 5,619.89	0.00 0.00 0.00 5,619.89	5,619.89

INCOME EARNED



City of Murrieta | Account | As of March 31, 2026

Cusip	Security Description	Trade Date Settle Date Units	Book Value: Begin Book Value: Acq Book Value: Disp Book Value: End	Prior Accrued Inc. Received Ending Accrued Total Interest	Accr. Of Discount Amort. Of Premium Net Accret/Amort Income Earned	Total Income
91282CFT3	UNITED STATES TREASURY 4.0 10/31/2029	02/12/2025 02/14/2025 1,700,000.00	1,665,203.13 0.00 0.00 1,665,203.13	22,729.28 0.00 28,552.49 5,823.20	0.00 0.00 0.00 5,823.20	5,823.20
91282CFY2	UNITED STATES TREASURY 3.875 11/30/2029	03/24/2025 03/25/2025 3,000,000.00	2,976,679.69 0.00 0.00 2,976,679.69	29,062.50 0.00 38,962.91 9,900.41	0.00 0.00 0.00 9,900.41	9,900.41
91282CGB1	UNITED STATES TREASURY 3.875 12/31/2029	07/30/2025 07/31/2025 3,000,000.00	2,995,312.50 0.00 0.00 2,995,312.50	19,267.96 0.00 29,223.07 9,955.11	0.00 0.00 0.00 9,955.11	9,955.11
91282CGH8	UNITED STATES TREASURY 3.5 01/31/2028	11/26/2024 11/27/2024 1,500,000.00	1,467,070.31 0.00 0.00 1,467,070.31	4,205.80 0.00 8,701.66 4,495.86	0.00 0.00 0.00 4,495.86	4,495.86
91282CGJ4	UNITED STATES TREASURY 3.5 01/31/2030	02/25/2026 02/26/2026 3,000,000.00	2,994,375.00 0.00 0.00 2,994,375.00	8,411.60 0.00 17,403.31 8,991.71	0.00 0.00 0.00 8,991.71	8,991.71
91282CGV7	UNITED STATES TREASURY 3.75 04/15/2026	03/20/2024 03/21/2024 0.00	1,965,703.13 0.00 (1,965,703.13) 0.00	28,228.02 32,967.03 0.00 4,739.01	0.00 0.00 0.00 4,739.01	4,739.01
91282CGZ8	UNITED STATES TREASURY 3.5 04/30/2030	12/09/2025 12/10/2025 3,000,000.00	2,969,296.88 0.00 0.00 2,969,296.88	35,096.69 0.00 44,088.40 8,991.71	0.00 0.00 0.00 8,991.71	8,991.71
91282CHF1	UNITED STATES TREASURY 3.75 05/31/2030	03/13/2026 03/16/2026 3,500,000.00	3,488,789.06 0.00 0.00 3,488,789.06	0.00 (38,221.15) 43,990.38 5,769.23	0.00 0.00 0.00 5,769.23	5,769.23
91282CHR5	UNITED STATES TREASURY 4.0 07/31/2030	03/26/2026 03/27/2026 1,500,000.00	1,498,945.31 0.00 0.00 1,498,945.31	0.00 (9,116.02) 9,944.75 828.73	0.00 0.00 0.00 828.73	828.73

INCOME EARNED



City of Murrieta | Account | As of March 31, 2026

Cusip	Security Description	Trade Date Settle Date Units	Book Value: Begin Book Value: Acq Book Value: Disp Book Value: End	Prior Accrued Inc. Received Ending Accrued Total Interest	Accr. Of Discount Amort. Of Premium Net Accret/Amort Income Earned	Total Income
91282CKD2	UNITED STATES TREASURY 4.25 02/28/2029	01/30/2025 01/31/2025 2,250,000.00	2,244,726.56 0.00 0.00 2,244,726.56	259.85 47,812.50 8,315.22 55,867.87	0.00 0.00 0.00 55,867.87	55,867.87
91282CLC3	UNITED STATES TREASURY 4.0 07/31/2029	10/29/2024 10/31/2024 2,000,000.00	1,991,093.75 0.00 0.00 1,991,093.75	6,408.84 0.00 13,259.67 6,850.83	0.00 0.00 0.00 6,850.83	6,850.83
91282CNY3	UNITED STATES TREASURY 3.375 09/15/2028	09/29/2025 09/30/2025 3,000,000.00	2,978,203.13 0.00 0.00 2,978,203.13	46,709.25 50,625.00 4,677.31 8,593.06	0.00 0.00 0.00 8,593.06	8,593.06
91282CPA3	UNITED STATES TREASURY 3.625 09/30/2030	01/29/2026 01/30/2026 1,500,000.00	1,489,746.09 0.00 0.00 1,489,746.09	22,706.04 27,187.50 148.57 4,630.02	0.00 0.00 0.00 4,630.02	4,630.02
91282CPC9	UNITED STATES TREASURY 3.5 10/15/2028	11/10/2025 11/17/2025 2,500,000.00	2,494,433.59 0.00 0.00 2,494,433.59	32,932.69 0.00 40,384.62 7,451.92	0.00 0.00 0.00 7,451.92	7,451.92
91282CPP0	UNITED STATES TREASURY 3.5 12/15/2028	12/30/2025 12/31/2025 2,300,000.00	2,299,820.31 0.00 0.00 2,299,820.31	16,807.69 0.00 23,663.46 6,855.77	0.00 0.00 0.00 6,855.77	6,855.77
91324PDE9	UNITEDHEALTH GROUP INC 2.95 10/15/2027	07/30/2024 07/31/2024 1,250,000.00	1,189,300.00 0.00 0.00 1,189,300.00	13,930.56 0.00 17,003.47 3,072.92	0.00 0.00 0.00 3,072.92	3,072.92
92348KDY6	VZMT 2025-3 A1A 4.51 03/20/2030	03/25/2025 03/31/2025 1,050,000.00	1,049,954.85 0.00 0.00 1,049,954.85	1,446.96 3,946.25 1,446.96 3,946.25	0.00 0.00 0.00 3,946.25	3,946.25
92970QAJ4	WFCIT 2025-1 A 4.34 05/15/2030	06/03/2025 06/10/2025 1,210,000.00	1,209,979.91 0.00 0.00 1,209,979.91	2,333.96 4,376.17 2,333.96 4,376.17	0.00 0.00 0.00 4,376.17	4,376.17

INCOME EARNED



City of Murrieta | Account | As of March 31, 2026

Cusip	Security Description	Trade Date Settle Date Units	Book Value: Begin Book Value: Acq Book Value: Disp Book Value: End	Prior Accrued Inc. Received Ending Accrued Total Interest	Accr. Of Discount Amort. Of Premium Net Accret/Amort Income Earned	Total Income
			154,917,444.21	1,245,573.50	0.00	
			6,961,914.37	704,619.87	0.00	
			(5,915,393.77)	1,180,717.39	0.00	
Total Fixed Income		158,396,886.65	155,963,964.81	639,763.76	639,763.76	639,763.76
			155,344,725.11	1,245,573.50	0.00	
			8,282,125.60	708,021.42	0.00	
			(7,393,640.10)	1,180,717.39	0.00	
TOTAL PORTFOLIO		158,535,007.12	156,102,085.29	643,165.31	643,165.31	643,165.31

CASH FLOW REPORT



City of Murrieta | Account | As of March 31, 2026

Payment Date	Transaction Type	CUSIP	Quantity	Security Description	Principal Amount	Income	Total Amount
APRIL 2026							
04/01/2026	Coupon	64952WFJ7	0.00	NEW YORK LIFE GLOBAL FUNDING 3.9 10/01/2027		19,500.00	19,500.00
04/01/2026	Dividend	31846V567	0.00	FIRST AMER:GVT OBLG Z	2,119.98		2,119.98
04/09/2026	Coupon	3130B0TY5	1,500,000.00	FEDERAL HOME LOAN BANKS 4.75 04/09/2027		35,625.00	35,625.00
04/10/2026	Coupon	57629W6F2	750,000.00	MASSMUTUAL GLOBAL FUNDING II 4.5 04/10/2026		16,875.00	16,875.00
04/10/2026	Final Maturity	57629W6F2	750,000.00	MASSMUTUAL GLOBAL FUNDING II 4.5 04/10/2026	750,000.00		750,000.00
04/15/2026	Coupon	02582JKH2	640,000.00	AMXCA 2024-1 A 5.23 04/16/2029		2,789.33	2,789.33
04/15/2026	Coupon	02582JKP4	1,255,000.00	AMXCA 2025-2 A 4.28 04/15/2030		4,476.17	4,476.17
04/15/2026	Coupon	161571HT4	1,320,000.00	CHAIT 2023-1 A 5.16 09/15/2028		5,676.00	5,676.00
04/15/2026	Coupon	437918AC9	811,159.26	HAROT 2024-1 A3 5.21 08/15/2028		3,582.22	3,582.22
04/15/2026	Principal Paydown	437918AC9	811,159.26	HAROT 2024-1 A3 5.21 08/15/2028	61,556.89		61,556.89
04/15/2026	Coupon	44935XAD7	585,000.00	HART 2025-B A3 4.36 12/17/2029		2,125.50	2,125.50
04/15/2026	Coupon	47800DAD6	670,000.00	JDOT 2025 A3 4.23 09/17/2029		2,361.75	2,361.75
04/15/2026	Coupon	47800RAD5	273,251.87	JDOT 2024 A3 4.96 11/15/2028		1,129.44	1,129.44
04/15/2026	Principal Paydown	47800RAD5	273,251.87	JDOT 2024 A3 4.96 11/15/2028	16,299.74		16,299.74
04/15/2026	Coupon	58768YAD7	770,000.00	MBALT 2025-A A3 4.61 04/16/2029		2,958.08	2,958.08
04/15/2026	Coupon	58769GAD5	479,123.06	MBALT 2024-B A3 4.23 02/15/2028		1,459.21	1,459.21
04/15/2026	Principal Paydown	58769GAD5	479,123.06	MBALT 2024-B A3 4.23 02/15/2028	74,647.39		74,647.39
04/15/2026	Coupon	58770JAD6	329,666.00	MBALT 2024-A A3 5.32 01/18/2028		1,409.15	1,409.15
04/15/2026	Principal Paydown	58770JAD6	329,666.00	MBALT 2024-A A3 5.32 01/18/2028	31,856.78		31,856.78
04/15/2026	Coupon	91282CPC9	2,500,000.00	UNITED STATES TREASURY 3.5 10/15/2028		43,750.00	43,750.00
04/15/2026	Coupon	91324PDE9	1,250,000.00	UNITEDHEALTH GROUP INC 2.95 10/15/2027		18,437.50	18,437.50
04/15/2026	Coupon	92970QAJ4	1,210,000.00	WFCIT 2025-1 A 4.34 05/15/2030		4,376.17	4,376.17
04/16/2026	Coupon	362549AD9	370,000.00	GMCAR 2025-2 A3 4.28 04/16/2030		1,319.67	1,319.67
04/20/2026	Coupon	36269FAD8	78,251.21	GMALT 2024-1 A3 5.09 03/22/2027		329.46	329.46
04/20/2026	Principal Paydown	36269FAD8	78,251.21	GMALT 2024-1 A3 5.09 03/22/2027	56,427.53		56,427.53
04/20/2026	Coupon	362962AD4	705,000.00	GMALT 2025-2 A3 4.58 05/22/2028		2,690.75	2,690.75
04/20/2026	Coupon	61748UAK8	580,000.00	MORGAN STANLEY 4.133 10/18/2029		11,719.35	11,719.35
04/20/2026	Coupon	92348KDY6	1,050,000.00	VZMT 2025-3 A1A 4.51 03/20/2030		3,946.25	3,946.25

CASH FLOW REPORT



City of Murrieta | Account | As of March 31, 2026

Payment Date	Transaction Type	CUSIP	Quantity	Security Description	Principal Amount	Income	Total Amount
04/27/2026	Coupon	05594HAD5	800,000.00	BMWLT 2025-2 A3 3.97 09/25/2028		2,646.67	2,646.67
04/27/2026	Coupon	05611UAD5	213,235.82	BMWLT 2024-1 A3 4.98 03/25/2027		884.93	884.93
04/27/2026	Principal Paydown	05611UAD5	213,235.82	BMWLT 2024-1 A3 4.98 03/25/2027	117,794.97		117,794.97
04/27/2026	Coupon	096919AD7	476,913.26	BMWOT 2024-A A3 5.18 02/26/2029		2,058.68	2,058.68
04/27/2026	Principal Paydown	096919AD7	476,913.26	BMWOT 2024-A A3 5.18 02/26/2029	7,105.34		7,105.34
04/27/2026	Coupon	3137BSP72	2,000,000.00	FHMS K-058 A2 2.653 08/25/2026		4,421.67	4,421.67
04/27/2026	Coupon	3137BTUM1	849,126.92	FHMS K-061 A2 3.347 11/25/2026		2,368.36	2,368.36
04/27/2026	Principal Paydown	3137BTUM1	849,126.92	FHMS K-061 A2 3.347 11/25/2026	1,829.65		1,829.65
04/27/2026	Coupon	3137BVZ82	853,926.53	FHMS K-063 A2 3.43 01/25/2027		2,440.80	2,440.80
04/27/2026	Principal Paydown	3137BVZ82	853,926.53	FHMS K-063 A2 3.43 01/25/2027	1,935.03		1,935.03
04/27/2026	Coupon	3137F1G44	1,000,000.00	FHMS K-065 A2 3.243 04/25/2027		2,702.50	2,702.50
04/27/2026	Coupon	3137F4X72	1,165,000.00	FHMS K-075 A2 3.65 02/25/2028		3,543.54	3,543.54
04/27/2026	Coupon	3137FBU79	1,207,232.73	FHMS K-069 A2 3.187 09/25/2027		3,206.21	3,206.21
04/27/2026	Principal Paydown	3137FBU79	1,207,232.73	FHMS K-069 A2 3.187 09/25/2027	2,112.30		2,112.30
04/27/2026	Coupon	3137FJEH8	1,250,000.00	FHMS K-081 A2 3.9 08/25/2028		4,062.50	4,062.50
04/27/2026	Coupon	3137FK4M5	2,000,000.00	FHMS K-085 A2 4.06 10/25/2028		6,766.67	6,766.67
04/27/2026	Coupon	3137FLMV3	2,000,000.00	FHMS K-090 A2 3.422 02/25/2029		5,703.33	5,703.33
04/27/2026	Coupon	3137H5YC5	1,500,000.00	FHMS K-748 A2 2.26 01/25/2029		2,825.00	2,825.00
04/27/2026	Coupon	3137HA4B9	2,000,000.00	FHMS K-751 A2 4.412 03/25/2030		7,353.33	7,353.33
04/30/2026	Coupon	91282CDF5	2,500,000.00	UNITED STATES TREASURY 1.375 10/31/2028		17,187.50	17,187.50
04/30/2026	Coupon	91282CEM9	2,750,000.00	UNITED STATES TREASURY 2.875 04/30/2029		39,531.25	39,531.25
04/30/2026	Coupon	91282CFT3	1,700,000.00	UNITED STATES TREASURY 4.0 10/31/2029		34,000.00	34,000.00
04/30/2026	Coupon	91282CGZ8	3,000,000.00	UNITED STATES TREASURY 3.5 04/30/2030		52,500.00	52,500.00
April 2026 Total					1,123,685.60	380,738.92	1,504,424.52
MAY 2026							
05/01/2026	Coupon	74456QBU9	750,000.00	PUBLIC SERVICE ELECTRIC AND GAS CO 3.7 05/01/2028		13,875.00	13,875.00
05/04/2026	Coupon	00440EAV9	1,000,000.00	CHUBB INA HOLDINGS LLC 3.35 05/03/2026		16,750.00	16,750.00
05/04/2026	Final Maturity	00440EAV9	1,000,000.00	CHUBB INA HOLDINGS LLC 3.35 05/03/2026	1,000,000.00		1,000,000.00
05/05/2026	Coupon	459058LT8	1,335,000.00	INTERNATIONAL BANK FOR RECONSTRUCTION AND DEVELOPM 3.625 05/05/2028		24,196.88	24,196.88

CASH FLOW REPORT



City of Murrieta | Account | As of March 31, 2026

Payment Date	Transaction Type	CUSIP	Quantity	Security Description	Principal Amount	Income	Total Amount
05/08/2026	Coupon	3133ERDZ1	1,000,000.00	FEDERAL FARM CREDIT BANKS FUNDING CORP 4.75 05/08/2026		23,750.00	23,750.00
05/08/2026	Final Maturity	3133ERDZ1	1,000,000.00	FEDERAL FARM CREDIT BANKS FUNDING CORP 4.75 05/08/2026	1,000,000.00		1,000,000.00
05/11/2026	Coupon	665859AW4	1,000,000.00	NORTHERN TRUST CORP 4.0 05/10/2027		20,000.00	20,000.00
05/11/2026	Coupon	713448FW3	510,000.00	PEPSICO INC 5.125 11/10/2026		13,068.75	13,068.75
05/14/2026	Coupon	14913UBD1	1,000,000.00	CATERPILLAR FINANCIAL SERVICES CORP 3.95 11/14/2028		19,750.00	19,750.00
05/15/2026	Coupon	009158AY2	1,500,000.00	AIR PRODUCTS AND CHEMICALS INC 1.85 05/15/2027		13,875.00	13,875.00
05/15/2026	Coupon	02582JKH2	640,000.00	AMXCA 2024-1 A 5.23 04/16/2029		2,789.33	2,789.33
05/15/2026	Coupon	02582JKP4	1,255,000.00	AMXCA 2025-2 A 4.28 04/15/2030		4,476.17	4,476.17
05/15/2026	Coupon	161571HT4	1,320,000.00	CHAIT 2023-1 A 5.16 09/15/2028		5,676.00	5,676.00
05/15/2026	Coupon	341081GN1	1,500,000.00	FLORIDA POWER & LIGHT CO 4.4 05/15/2028		33,000.00	33,000.00
05/15/2026	Coupon	437918AC9	811,159.26	HAROT 2024-1 A3 5.21 08/15/2028		3,314.96	3,314.96
05/15/2026	Principal Paydown	437918AC9	811,159.26	HAROT 2024-1 A3 5.21 08/15/2028	59,378.96		59,378.96
05/15/2026	Coupon	44935XAD7	585,000.00	HART 2025-B A3 4.36 12/17/2029		2,125.50	2,125.50
05/15/2026	Coupon	47800DAD6	670,000.00	JDOT 2025 A3 4.23 09/17/2029		2,361.75	2,361.75
05/15/2026	Coupon	47800RAD5	273,251.87	JDOT 2024 A3 4.96 11/15/2028		1,062.07	1,062.07
05/15/2026	Principal Paydown	47800RAD5	273,251.87	JDOT 2024 A3 4.96 11/15/2028	15,601.60		15,601.60
05/15/2026	Coupon	58768YAD7	770,000.00	MBALT 2025-A A3 4.61 04/16/2029		2,958.08	2,958.08
05/15/2026	Coupon	58769GAD5	479,123.06	MBALT 2024-B A3 4.23 02/15/2028		1,196.08	1,196.08
05/15/2026	Principal Paydown	58769GAD5	479,123.06	MBALT 2024-B A3 4.23 02/15/2028	63,098.46		63,098.46
05/15/2026	Coupon	58770JAD6	329,666.00	MBALT 2024-A A3 5.32 01/18/2028		1,267.91	1,267.91
05/15/2026	Principal Paydown	58770JAD6	329,666.00	MBALT 2024-A A3 5.32 01/18/2028	31,628.90		31,628.90
05/15/2026	Coupon	90331HPS6	1,330,000.00	US BANK NA 4.73 05/15/2028		31,454.50	31,454.50
05/15/2026	Coupon	9128283F5	1,400,000.00	UNITED STATES TREASURY 2.25 11/15/2027		15,750.00	15,750.00
05/15/2026	Coupon	9128285M8	2,000,000.00	UNITED STATES TREASURY 3.125 11/15/2028		31,250.00	31,250.00
05/15/2026	Coupon	912828U24	3,000,000.00	UNITED STATES TREASURY 2.0 11/15/2026		30,000.00	30,000.00
05/15/2026	Coupon	92970QAJ4	1,210,000.00	WFCIT 2025-1 A 4.34 05/15/2030		4,376.17	4,376.17
05/18/2026	Coupon	3130AXU63	1,750,000.00	FEDERAL HOME LOAN BANKS 4.625 11/17/2026		40,468.75	40,468.75
05/18/2026	Coupon	362549AD9	370,000.00	GMCAR 2025-2 A3 4.28 04/16/2030		1,319.67	1,319.67

CASH FLOW REPORT



City of Murrieta | Account | As of March 31, 2026

Payment Date	Transaction Type	CUSIP	Quantity	Security Description	Principal Amount	Income	Total Amount
05/20/2026	Coupon	3133ERFJ5	1,000,000.00	FEDERAL FARM CREDIT BANKS FUNDING CORP 4.5 05/20/2027		22,500.00	22,500.00
05/20/2026	Coupon	36269FAD8	78,251.21	GMALT 2024-1 A3 5.09 03/22/2027		90.11	90.11
05/20/2026	Effective Maturity	36269FAD8	78,251.21	GMALT 2024-1 A3 5.09 03/22/2027	21,244.34		21,244.34
05/20/2026	Coupon	362962AD4	705,000.00	GMALT 2025-2 A3 4.58 05/22/2028		2,690.75	2,690.75
05/20/2026	Coupon	92348KDY6	1,050,000.00	VZMT 2025-3 A1A 4.51 03/20/2030		3,946.25	3,946.25
05/25/2026	Coupon	05594HAD5	800,000.00	BMWLT 2025-2 A3 3.97 09/25/2028		2,646.67	2,646.67
05/25/2026	Coupon	05611UAD5	213,235.82	BMWLT 2024-1 A3 4.98 03/25/2027		396.08	396.08
05/25/2026	Effective Maturity	05611UAD5	213,235.82	BMWLT 2024-1 A3 4.98 03/25/2027	95,440.85		95,440.85
05/25/2026	Coupon	096919AD7	476,913.26	BMWOT 2024-A A3 5.18 02/26/2029		2,028.00	2,028.00
05/25/2026	Principal Paydown	096919AD7	476,913.26	BMWOT 2024-A A3 5.18 02/26/2029	29,105.62		29,105.62
05/25/2026	Coupon	3137BSP72	2,000,000.00	FHMS K-058 A2 2.653 08/25/2026		4,421.67	4,421.67
05/25/2026	Coupon	3137BTUM1	849,126.92	FHMS K-061 A2 3.347 11/25/2026		2,363.25	2,363.25
05/25/2026	Principal Paydown	3137BTUM1	849,126.92	FHMS K-061 A2 3.347 11/25/2026	1,935.38		1,935.38
05/25/2026	Coupon	3137BVZ82	853,926.53	FHMS K-063 A2 3.43 01/25/2027		2,435.28	2,435.28
05/25/2026	Principal Paydown	3137BVZ82	853,926.53	FHMS K-063 A2 3.43 01/25/2027	2,055.92		2,055.92
05/25/2026	Coupon	3137F1G44	1,000,000.00	FHMS K-065 A2 3.243 04/25/2027		2,702.50	2,702.50
05/25/2026	Coupon	3137F4X72	1,165,000.00	FHMS K-075 A2 3.65 02/25/2028		3,543.54	3,543.54
05/25/2026	Coupon	3137FBU79	1,207,232.73	FHMS K-069 A2 3.187 09/25/2027		3,200.60	3,200.60
05/25/2026	Principal Paydown	3137FBU79	1,207,232.73	FHMS K-069 A2 3.187 09/25/2027	2,251.56		2,251.56
05/25/2026	Coupon	3137FJEH8	1,250,000.00	FHMS K-081 A2 3.9 08/25/2028		4,062.50	4,062.50
05/25/2026	Coupon	3137FK4M5	2,000,000.00	FHMS K-085 A2 4.06 10/25/2028		6,766.67	6,766.67
05/25/2026	Coupon	3137FLMV3	2,000,000.00	FHMS K-090 A2 3.422 02/25/2029		5,703.33	5,703.33
05/25/2026	Coupon	3137H5YC5	1,500,000.00	FHMS K-748 A2 2.26 01/25/2029		2,825.00	2,825.00
05/25/2026	Coupon	3137HA4B9	2,000,000.00	FHMS K-751 A2 4.412 03/25/2030		7,353.33	7,353.33
May 2026 Total					2,321,741.59	439,788.10	2,761,529.68
JUNE 2026							
06/01/2026	Coupon	91282CFY2	3,000,000.00	UNITED STATES TREASURY 3.875 11/30/2029		58,125.00	58,125.00
06/01/2026	Coupon	91282CHF1	3,500,000.00	UNITED STATES TREASURY 3.75 05/31/2030		65,625.00	65,625.00
06/08/2026	Coupon	48125LRU8	1,575,000.00	JPMORGAN CHASE BANK NA 5.11 12/08/2026		40,241.25	40,241.25
06/09/2026	Coupon	3130AVVX7	1,120,000.00	FEDERAL HOME LOAN BANKS 3.75 06/09/2028		21,000.00	21,000.00
06/09/2026	Coupon	3130AWC24	2,000,000.00	FEDERAL HOME LOAN BANKS 4.0 06/09/2028		40,000.00	40,000.00

CASH FLOW REPORT



City of Murrieta | Account | As of March 31, 2026

Payment Date	Transaction Type	CUSIP	Quantity	Security Description	Principal Amount	Income	Total Amount
06/12/2026	Coupon	3130AWLZ1	2,000,000.00	FEDERAL HOME LOAN BANKS 4.75 06/12/2026		47,500.00	47,500.00
06/12/2026	Final Maturity	3130AWLZ1	2,000,000.00	FEDERAL HOME LOAN BANKS 4.75 06/12/2026	2,000,000.00		2,000,000.00
06/15/2026	Coupon	02582JKH2	640,000.00	AMXCA 2024-1 A 5.23 04/16/2029		2,789.33	2,789.33
06/15/2026	Coupon	02582JKP4	1,255,000.00	AMXCA 2025-2 A 4.28 04/15/2030		4,476.17	4,476.17
06/15/2026	Coupon	161571HT4	1,320,000.00	CHAIT 2023-1 A 5.16 09/15/2028		5,676.00	5,676.00
06/15/2026	Coupon	437918AC9	811,159.26	HAROT 2024-1 A3 5.21 08/15/2028		3,057.16	3,057.16
06/15/2026	Principal Paydown	437918AC9	811,159.26	HAROT 2024-1 A3 5.21 08/15/2028	58,312.19		58,312.19
06/15/2026	Coupon	44935XAD7	585,000.00	HART 2025-B A3 4.36 12/17/2029		2,125.50	2,125.50
06/15/2026	Coupon	47800DAD6	670,000.00	JDOT 2025 A3 4.23 09/17/2029		2,361.75	2,361.75
06/15/2026	Coupon	47800RAD5	273,251.87	JDOT 2024 A3 4.96 11/15/2028		997.58	997.58
06/15/2026	Principal Paydown	47800RAD5	273,251.87	JDOT 2024 A3 4.96 11/15/2028	14,046.61		14,046.61
06/15/2026	Coupon	58768YAD7	770,000.00	MBALT 2025-A A3 4.61 04/16/2029		2,958.08	2,958.08
06/15/2026	Coupon	58769GAD5	479,123.06	MBALT 2024-B A3 4.23 02/15/2028		973.66	973.66
06/15/2026	Principal Paydown	58769GAD5	479,123.06	MBALT 2024-B A3 4.23 02/15/2028	57,726.27		57,726.27
06/15/2026	Coupon	58770JAD6	329,666.00	MBALT 2024-A A3 5.32 01/18/2028		1,127.69	1,127.69
06/15/2026	Principal Paydown	58770JAD6	329,666.00	MBALT 2024-A A3 5.32 01/18/2028	37,386.79		37,386.79
06/15/2026	Coupon	87612EBU9	570,000.00	TARGET CORP 4.35 06/15/2028		12,397.50	12,397.50
06/15/2026	Coupon	91282CPP0	2,300,000.00	UNITED STATES TREASURY 3.5 12/15/2028		40,250.00	40,250.00
06/15/2026	Coupon	92970QAJ4	1,210,000.00	WFCIT 2025-1 A 4.34 05/15/2030		4,376.17	4,376.17
06/16/2026	Coupon	362549AD9	370,000.00	GMCAR 2025-2 A3 4.28 04/16/2030		1,319.67	1,319.67
06/22/2026	Coupon	362962AD4	705,000.00	GMALT 2025-2 A3 4.58 05/22/2028		2,690.75	2,690.75
06/22/2026	Coupon	58989V2F0	1,000,000.00	MET TOWER GLOBAL FUNDING 5.4 06/20/2026		27,000.00	27,000.00
06/22/2026	Final Maturity	58989V2F0	1,000,000.00	MET TOWER GLOBAL FUNDING 5.4 06/20/2026	1,000,000.00		1,000,000.00
06/22/2026	Coupon	92348KDY6	1,050,000.00	VZMT 2025-3 A1A 4.51 03/20/2030		3,946.25	3,946.25
06/25/2026	Coupon	05594HAD5	800,000.00	BMWLT 2025-2 A3 3.97 09/25/2028		2,646.67	2,646.67
06/25/2026	Coupon	096919AD7	476,913.26	BMWOT 2024-A A3 5.18 02/26/2029		1,902.36	1,902.36
06/25/2026	Principal Paydown	096919AD7	476,913.26	BMWOT 2024-A A3 5.18 02/26/2029	28,605.41		28,605.41
06/25/2026	Coupon	3137BSP72	2,000,000.00	FHMS K-058 A2 2.653 08/25/2026		4,421.67	4,421.67
06/25/2026	Coupon	3137BTUM1	849,126.92	FHMS K-061 A2 3.347 11/25/2026		2,357.86	2,357.86
06/25/2026	Principal Paydown	3137BTUM1	849,126.92	FHMS K-061 A2 3.347 11/25/2026	1,838.13		1,838.13
06/25/2026	Coupon	3137BVZ82	853,926.53	FHMS K-063 A2 3.43 01/25/2027		2,429.40	2,429.40
06/25/2026	Principal Paydown	3137BVZ82	853,926.53	FHMS K-063 A2 3.43 01/25/2027	1,941.12		1,941.12

CASH FLOW REPORT



City of Murrieta | Account | As of March 31, 2026

Payment Date	Transaction Type	CUSIP	Quantity	Security Description	Principal Amount	Income	Total Amount
06/25/2026	Coupon	3137F1G44	1,000,000.00	FHMS K-065 A2 3.243 04/25/2027		2,702.50	2,702.50
06/25/2026	Coupon	3137F4X72	1,165,000.00	FHMS K-075 A2 3.65 02/25/2028		3,543.54	3,543.54
06/25/2026	Coupon	3137FBU79	1,207,232.73	FHMS K-069 A2 3.187 09/25/2027		3,194.62	3,194.62
06/25/2026	Principal Paydown	3137FBU79	1,207,232.73	FHMS K-069 A2 3.187 09/25/2027	2,126.89		2,126.89
06/25/2026	Coupon	3137FJEH8	1,250,000.00	FHMS K-081 A2 3.9 08/25/2028		4,062.50	4,062.50
06/25/2026	Coupon	3137FK4M5	2,000,000.00	FHMS K-085 A2 4.06 10/25/2028		6,766.67	6,766.67
06/25/2026	Coupon	3137FLMV3	2,000,000.00	FHMS K-090 A2 3.422 02/25/2029		5,703.33	5,703.33
06/25/2026	Coupon	3137H5YC5	1,500,000.00	FHMS K-748 A2 2.26 01/25/2029		2,825.00	2,825.00
06/25/2026	Coupon	3137HA4B9	2,000,000.00	FHMS K-751 A2 4.412 03/25/2030		7,353.33	7,353.33
06/25/2026	Coupon	437076DB5	740,000.00	HOME DEPOT INC 4.875 06/25/2027		18,037.50	18,037.50
06/30/2026	Coupon	91282CGB1	3,000,000.00	UNITED STATES TREASURY 3.875 12/31/2029		58,125.00	58,125.00
June 2026 Total					3,201,983.41	517,086.45	3,719,069.87
JULY 2026							
07/07/2026	Coupon	24422EXZ7	700,000.00	JOHN DEERE CAPITAL CORP 4.65 01/07/2028		16,275.00	16,275.00
07/08/2026	Coupon	24422EXF1	1,000,000.00	JOHN DEERE CAPITAL CORP 4.5 01/08/2027		22,500.00	22,500.00
07/10/2026	Coupon	64952WCX9	1,000,000.00	NEW YORK LIFE GLOBAL FUNDING 3.0 01/10/2028		15,000.00	15,000.00
07/13/2026	Coupon	459058KT9	500,000.00	INTERNATIONAL BANK FOR RECONSTRUCTION AND DEVELOPM 3.5 07/12/2028		8,750.00	8,750.00
07/14/2026	Coupon	58989V2M5	750,000.00	MET TOWER GLOBAL FUNDING 4.0 01/14/2029		15,000.00	15,000.00
07/15/2026	Coupon	02582JKH2	640,000.00	AMXCA 2024-1 A 5.23 04/16/2029		2,789.33	2,789.33
07/15/2026	Coupon	02582JKP4	1,255,000.00	AMXCA 2025-2 A 4.28 04/15/2030		4,476.17	4,476.17
07/15/2026	Coupon	161571HT4	1,320,000.00	CHAIT 2023-1 A 5.16 09/15/2028		5,676.00	5,676.00
07/15/2026	Coupon	26444HAE1	1,000,000.00	DUKE ENERGY FLORIDA LLC 3.8 07/15/2028		19,000.00	19,000.00
07/15/2026	Coupon	3130AYPN0	2,000,000.00	FEDERAL HOME LOAN BANKS 4.125 01/15/2027		41,250.00	41,250.00
07/15/2026	Coupon	437918AC9	811,159.26	HAROT 2024-1 A3 5.21 08/15/2028		2,803.99	2,803.99
07/15/2026	Principal Paydown	437918AC9	811,159.26	HAROT 2024-1 A3 5.21 08/15/2028	57,010.55		57,010.55
07/15/2026	Coupon	44935XAD7	585,000.00	HART 2025-B A3 4.36 12/17/2029		2,125.50	2,125.50
07/15/2026	Coupon	47800DAD6	670,000.00	JDOT 2025 A3 4.23 09/17/2029		2,361.75	2,361.75
07/15/2026	Coupon	47800RAD5	273,251.87	JDOT 2024 A3 4.96 11/15/2028		939.52	939.52
07/15/2026	Principal Paydown	47800RAD5	273,251.87	JDOT 2024 A3 4.96 11/15/2028	14,404.06		14,404.06

CASH FLOW REPORT



City of Murrieta | Account | As of March 31, 2026

Payment Date	Transaction Type	CUSIP	Quantity	Security Description	Principal Amount	Income	Total Amount
07/15/2026	Coupon	58768YAD7	770,000.00	MBALT 2025-A A3 4.61 04/16/2029		2,958.08	2,958.08
07/15/2026	Coupon	58769GAD5	479,123.06	MBALT 2024-B A3 4.23 02/15/2028		770.17	770.17
07/15/2026	Principal Paydown	58769GAD5	479,123.06	MBALT 2024-B A3 4.23 02/15/2028	51,675.00		51,675.00
07/15/2026	Coupon	58770JAD6	329,666.00	MBALT 2024-A A3 5.32 01/18/2028		961.94	961.94
07/15/2026	Principal Paydown	58770JAD6	329,666.00	MBALT 2024-A A3 5.32 01/18/2028	34,273.34		34,273.34
07/15/2026	Coupon	713448GL6	1,000,000.00	PEPSICO INC 4.1 01/15/2029		20,500.00	20,500.00
07/15/2026	Coupon	92970QAJ4	1,210,000.00	WFCIT 2025-1 A 4.34 05/15/2030		4,376.17	4,376.17
07/16/2026	Coupon	362549AD9	370,000.00	GMCAR 2025-2 A3 4.28 04/16/2030		1,319.67	1,319.67
07/20/2026	Coupon	06428CAA2	1,000,000.00	BANK OF AMERICA NA 5.526 08/18/2026		23,025.00	23,025.00
07/20/2026	Effective Maturity	06428CAA2	1,000,000.00	BANK OF AMERICA NA 5.526 08/18/2026	1,000,000.00		1,000,000.00
07/20/2026	Coupon	362962AD4	705,000.00	GMALT 2025-2 A3 4.58 05/22/2028		2,690.75	2,690.75
07/20/2026	Coupon	78016HZT0	1,245,000.00	ROYAL BANK OF CANADA 4.875 01/19/2027		30,346.88	30,346.88
07/20/2026	Coupon	92348KDY6	1,050,000.00	VZMT 2025-3 A1A 4.51 03/20/2030		3,946.25	3,946.25
07/22/2026	Coupon	06406RCG0	535,000.00	BANK OF NEW YORK MELLON CORP 4.026 01/22/2030		10,769.55	10,769.55
07/27/2026	Coupon	05594HAD5	800,000.00	BMWLT 2025-2 A3 3.97 09/25/2028		2,646.67	2,646.67
07/27/2026	Coupon	06368MJG0	1,500,000.00	BANK OF MONTREAL 5.004 01/27/2029		37,530.00	37,530.00
07/27/2026	Coupon	09290DAH4	750,000.00	BLACKROCK INC 4.6 07/26/2027		17,250.00	17,250.00
07/27/2026	Coupon	096919AD7	476,913.26	BMWOT 2024-A A3 5.18 02/26/2029		1,778.88	1,778.88
07/27/2026	Principal Paydown	096919AD7	476,913.26	BMWOT 2024-A A3 5.18 02/26/2029	28,124.82		28,124.82
07/27/2026	Coupon	3137BSP72	2,000,000.00	FHMS K-058 A2 2.653 08/25/2026		4,421.67	4,421.67
07/27/2026	Principal Paydown	3137BSP72	2,000,000.00	FHMS K-058 A2 2.653 08/25/2026	977,961.27		977,961.27
07/27/2026	Coupon	3137BTUM1	849,126.92	FHMS K-061 A2 3.347 11/25/2026		2,352.73	2,352.73
07/27/2026	Principal Paydown	3137BTUM1	849,126.92	FHMS K-061 A2 3.347 11/25/2026	1,943.22		1,943.22
07/27/2026	Coupon	3137BVZ82	853,926.53	FHMS K-063 A2 3.43 01/25/2027		2,423.85	2,423.85
07/27/2026	Principal Paydown	3137BVZ82	853,926.53	FHMS K-063 A2 3.43 01/25/2027	2,061.04		2,061.04
07/27/2026	Coupon	3137F1G44	1,000,000.00	FHMS K-065 A2 3.243 04/25/2027		2,702.50	2,702.50
07/27/2026	Coupon	3137F4X72	1,165,000.00	FHMS K-075 A2 3.65 02/25/2028		3,543.54	3,543.54
07/27/2026	Coupon	3137FBU79	1,207,232.73	FHMS K-069 A2 3.187 09/25/2027		3,188.97	3,188.97
07/27/2026	Principal Paydown	3137FBU79	1,207,232.73	FHMS K-069 A2 3.187 09/25/2027	2,265.70		2,265.70
07/27/2026	Coupon	3137FJEH8	1,250,000.00	FHMS K-081 A2 3.9 08/25/2028		4,062.50	4,062.50
07/27/2026	Coupon	3137FK4M5	2,000,000.00	FHMS K-085 A2 4.06 10/25/2028		6,766.67	6,766.67

CASH FLOW REPORT



City of Murrieta | Account | As of March 31, 2026

Payment Date	Transaction Type	CUSIP	Quantity	Security Description	Principal Amount	Income	Total Amount
07/27/2026	Coupon	3137FLMV3	2,000,000.00	FHMS K-090 A2 3.422 02/25/2029		5,703.33	5,703.33
07/27/2026	Coupon	3137H5YC5	1,500,000.00	FHMS K-748 A2 2.26 01/25/2029		2,825.00	2,825.00
07/27/2026	Coupon	3137HA4B9	2,000,000.00	FHMS K-751 A2 4.412 03/25/2030		7,353.33	7,353.33
07/30/2026	Coupon	3133EPZY4	2,000,000.00	FEDERAL FARM CREDIT BANKS FUNDING CORP 5.0 07/30/2026		50,000.00	50,000.00
07/30/2026	Final Maturity	3133EPZY4	2,000,000.00	FEDERAL FARM CREDIT BANKS FUNDING CORP 5.0 07/30/2026	2,000,000.00		2,000,000.00
07/31/2026	Coupon	91282CFB2	2,000,000.00	UNITED STATES TREASURY 2.75 07/31/2027		27,500.00	27,500.00
07/31/2026	Coupon	91282CGH8	1,500,000.00	UNITED STATES TREASURY 3.5 01/31/2028		26,250.00	26,250.00
07/31/2026	Coupon	91282CGJ4	3,000,000.00	UNITED STATES TREASURY 3.5 01/31/2030		52,500.00	52,500.00
07/31/2026	Coupon	91282CHR5	1,500,000.00	UNITED STATES TREASURY 4.0 07/31/2030		30,000.00	30,000.00
07/31/2026	Coupon	91282CLC3	2,000,000.00	UNITED STATES TREASURY 4.0 07/31/2029		40,000.00	40,000.00
July 2026 Total					4,169,718.99	591,411.36	4,761,130.35
AUGUST 2026							
08/07/2026	Coupon	63743HFW7	1,500,000.00	NATIONAL RURAL UTILITIES COOPERATIVE FINANCE CORP 4.75 02/07/2028		35,625.00	35,625.00
08/10/2026	Coupon	69371RS56	1,450,000.00	PACCAR FINANCIAL CORP 5.05 08/10/2026		36,612.50	36,612.50
08/10/2026	Final Maturity	69371RS56	1,450,000.00	PACCAR FINANCIAL CORP 5.05 08/10/2026	1,450,000.00		1,450,000.00
08/14/2026	Coupon	3133EPSW6	2,405,000.00	FEDERAL FARM CREDIT BANKS FUNDING CORP 4.5 08/14/2026		54,112.50	54,112.50
08/14/2026	Final Maturity	3133EPSW6	2,405,000.00	FEDERAL FARM CREDIT BANKS FUNDING CORP 4.5 08/14/2026	2,405,000.00		2,405,000.00
08/14/2026	Coupon	532457CP1	1,250,000.00	ELI LILLY AND CO 4.15 08/14/2027		25,937.50	25,937.50
08/17/2026	Coupon	02079KBJ5	570,000.00	ALPHABET INC 3.7 02/15/2029		10,662.17	10,662.17
08/17/2026	Coupon	02582JKH2	640,000.00	AMXCA 2024-1 A 5.23 04/16/2029		2,789.33	2,789.33
08/17/2026	Coupon	02582JKP4	1,255,000.00	AMXCA 2025-2 A 4.28 04/15/2030		4,476.17	4,476.17
08/17/2026	Coupon	161571HT4	1,320,000.00	CHAIT 2023-1 A 5.16 09/15/2028		5,676.00	5,676.00
08/17/2026	Coupon	362549AD9	370,000.00	GMCAR 2025-2 A3 4.28 04/16/2030		1,319.67	1,319.67
08/17/2026	Coupon	437918AC9	811,159.26	HAROT 2024-1 A3 5.21 08/15/2028		2,556.47	2,556.47
08/17/2026	Principal Paydown	437918AC9	811,159.26	HAROT 2024-1 A3 5.21 08/15/2028	55,459.45		55,459.45
08/17/2026	Coupon	44935XAD7	585,000.00	HART 2025-B A3 4.36 12/17/2029		2,125.50	2,125.50
08/17/2026	Coupon	47800DAD6	670,000.00	JDOT 2025 A3 4.23 09/17/2029		2,361.75	2,361.75
08/17/2026	Coupon	47800RAD5	273,251.87	JDOT 2024 A3 4.96 11/15/2028		879.99	879.99

CASH FLOW REPORT



City of Murrieta | Account | As of March 31, 2026

Payment Date	Transaction Type	CUSIP	Quantity	Security Description	Principal Amount	Income	Total Amount
08/17/2026	Principal Paydown	47800RAD5	273,251.87	JDOT 2024 A3 4.96 11/15/2028	14,990.23		14,990.23
08/17/2026	Coupon	58768YAD7	770,000.00	MBALT 2025-A A3 4.61 04/16/2029		2,958.08	2,958.08
08/17/2026	Coupon	58769GAD5	479,123.06	MBALT 2024-B A3 4.23 02/15/2028		588.02	588.02
08/17/2026	Principal Paydown	58769GAD5	479,123.06	MBALT 2024-B A3 4.23 02/15/2028	47,179.63		47,179.63
08/17/2026	Coupon	58770JAD6	329,666.00	MBALT 2024-A A3 5.32 01/18/2028		810.00	810.00
08/17/2026	Principal Paydown	58770JAD6	329,666.00	MBALT 2024-A A3 5.32 01/18/2028	34,388.50		34,388.50
08/17/2026	Coupon	9128283W8	2,750,000.00	UNITED STATES TREASURY 2.75 02/15/2028		37,812.50	37,812.50
08/17/2026	Coupon	9128284V9	2,500,000.00	UNITED STATES TREASURY 2.875 08/15/2028		35,937.50	35,937.50
08/17/2026	Coupon	92970QAJ4	1,210,000.00	WFCIT 2025-1 A 4.34 05/15/2030		4,376.17	4,376.17
08/20/2026	Coupon	362962AD4	705,000.00	GMALT 2025-2 A3 4.58 05/22/2028		2,690.75	2,690.75
08/20/2026	Coupon	92348KDY6	1,050,000.00	VZMT 2025-3 A1A 4.51 03/20/2030		3,946.25	3,946.25
08/24/2026	Coupon	023135BC9	1,000,000.00	AMAZON.COM INC 3.15 08/22/2027		15,750.00	15,750.00
08/25/2026	Coupon	05594HAD5	800,000.00	BMWLT 2025-2 A3 3.97 09/25/2028		2,646.67	2,646.67
08/25/2026	Coupon	096919AD7	476,913.26	BMWOT 2024-A A3 5.18 02/26/2029		1,657.48	1,657.48
08/25/2026	Principal Paydown	096919AD7	476,913.26	BMWOT 2024-A A3 5.18 02/26/2029	27,396.54		27,396.54
08/25/2026	Coupon	3137BSP72	2,000,000.00	FHMS K-058 A2 2.653 08/25/2026		2,259.56	2,259.56
08/25/2026	Final Maturity	3137BSP72	2,000,000.00	FHMS K-058 A2 2.653 08/25/2026	1,022,038.73		1,022,038.73
08/25/2026	Coupon	3137BTUM1	849,126.92	FHMS K-061 A2 3.347 11/25/2026		2,347.31	2,347.31
08/25/2026	Principal Paydown	3137BTUM1	849,126.92	FHMS K-061 A2 3.347 11/25/2026	54,959.37		54,959.37
08/25/2026	Coupon	3137BVZ82	853,926.53	FHMS K-063 A2 3.43 01/25/2027		2,417.96	2,417.96
08/25/2026	Principal Paydown	3137BVZ82	853,926.53	FHMS K-063 A2 3.43 01/25/2027	107,722.33		107,722.33
08/25/2026	Coupon	3137F1G44	1,000,000.00	FHMS K-065 A2 3.243 04/25/2027		2,702.50	2,702.50
08/25/2026	Coupon	3137F4X72	1,165,000.00	FHMS K-075 A2 3.65 02/25/2028		3,543.54	3,543.54
08/25/2026	Coupon	3137FBU79	1,207,232.73	FHMS K-069 A2 3.187 09/25/2027		3,182.95	3,182.95
08/25/2026	Principal Paydown	3137FBU79	1,207,232.73	FHMS K-069 A2 3.187 09/25/2027	2,141.58		2,141.58
08/25/2026	Coupon	3137FJEH8	1,250,000.00	FHMS K-081 A2 3.9 08/25/2028		4,062.50	4,062.50
08/25/2026	Coupon	3137FK4M5	2,000,000.00	FHMS K-085 A2 4.06 10/25/2028		6,766.67	6,766.67
08/25/2026	Coupon	3137FLMV3	2,000,000.00	FHMS K-090 A2 3.422 02/25/2029		5,703.33	5,703.33
08/25/2026	Coupon	3137H5YC5	1,500,000.00	FHMS K-748 A2 2.26 01/25/2029		2,825.00	2,825.00
08/25/2026	Coupon	3137HA4B9	2,000,000.00	FHMS K-751 A2 4.412 03/25/2030		7,353.33	7,353.33
08/25/2026	Coupon	66815L2X6	1,000,000.00	NORTHWESTERN MUTUAL GLOBAL FUNDING 4.125 08/25/2028		20,625.00	20,625.00

CASH FLOW REPORT



City of Murrieta | Account | As of March 31, 2026

Payment Date	Transaction Type	CUSIP	Quantity	Security Description	Principal Amount	Income	Total Amount
08/26/2026	Coupon	17275RBQ4	1,500,000.00	CISCO SYSTEMS INC 4.8 02/26/2027		36,000.00	36,000.00
08/31/2026	Coupon	91282CFH9	2,500,000.00	UNITED STATES TREASURY 3.125 08/31/2027		39,062.50	39,062.50
08/31/2026	Coupon	91282CFJ5	2,750,000.00	UNITED STATES TREASURY 3.125 08/31/2029		42,968.75	42,968.75
08/31/2026	Coupon	91282CKD2	2,250,000.00	UNITED STATES TREASURY 4.25 02/28/2029		47,812.50	47,812.50
August 2026 Total					5,221,276.36	523,941.35	5,745,217.71
SEPTEMBER 2026							
09/01/2026	Coupon	74456QBX3	1,000,000.00	PUBLIC SERVICE ELECTRIC AND GAS CO 3.65 09/01/2028		18,250.00	18,250.00
09/09/2026	Coupon	002824BR0	2,000,000.00	ABBOTT LABORATORIES 3.7 03/09/2029		37,000.00	37,000.00
09/10/2026	Coupon	3130ATS57	3,000,000.00	FEDERAL HOME LOAN BANKS 4.5 03/10/2028		67,500.00	67,500.00
09/11/2026	Coupon	3130AWTQ3	4,500,000.00	FEDERAL HOME LOAN BANKS 4.625 09/11/2026		104,062.50	104,062.50
09/11/2026	Final Maturity	3130AWTQ3	4,500,000.00	FEDERAL HOME LOAN BANKS 4.625 09/11/2026	4,500,000.00		4,500,000.00
09/15/2026	Coupon	02582JKH2	640,000.00	AMXCA 2024-1 A 5.23 04/16/2029		2,789.33	2,789.33
09/15/2026	Coupon	02582JKP4	1,255,000.00	AMXCA 2025-2 A 4.28 04/15/2030		4,476.17	4,476.17
09/15/2026	Coupon	161571HT4	1,320,000.00	CHAIT 2023-1 A 5.16 09/15/2028		5,676.00	5,676.00
09/15/2026	Effective Maturity	161571HT4	1,320,000.00	CHAIT 2023-1 A 5.16 09/15/2028	1,320,000.00		1,320,000.00
09/15/2026	Coupon	437076DH2	570,000.00	HOME DEPOT INC 3.75 09/15/2028		10,687.50	10,687.50
09/15/2026	Coupon	437918AC9	811,159.26	HAROT 2024-1 A3 5.21 08/15/2028		2,315.68	2,315.68
09/15/2026	Principal Paydown	437918AC9	811,159.26	HAROT 2024-1 A3 5.21 08/15/2028	47,496.30		47,496.30
09/15/2026	Coupon	44935XAD7	585,000.00	HART 2025-B A3 4.36 12/17/2029		2,125.50	2,125.50
09/15/2026	Coupon	47800DAD6	670,000.00	JDOT 2025 A3 4.23 09/17/2029		2,361.75	2,361.75
09/15/2026	Coupon	47800RAD5	273,251.87	JDOT 2024 A3 4.96 11/15/2028		818.03	818.03
09/15/2026	Principal Paydown	47800RAD5	273,251.87	JDOT 2024 A3 4.96 11/15/2028	17,787.86		17,787.86
09/15/2026	Coupon	58768YAD7	770,000.00	MBALT 2025-A A3 4.61 04/16/2029		2,958.08	2,958.08
09/15/2026	Coupon	58769GAD5	479,123.06	MBALT 2024-B A3 4.23 02/15/2028		421.71	421.71
09/15/2026	Principal Paydown	58769GAD5	479,123.06	MBALT 2024-B A3 4.23 02/15/2028	42,750.04		42,750.04
09/15/2026	Coupon	58770JAD6	329,666.00	MBALT 2024-A A3 5.32 01/18/2028		657.54	657.54
09/15/2026	Principal Paydown	58770JAD6	329,666.00	MBALT 2024-A A3 5.32 01/18/2028	36,860.37		36,860.37
09/15/2026	Coupon	91282CNY3	3,000,000.00	UNITED STATES TREASURY 3.375 09/15/2028		50,625.00	50,625.00
09/15/2026	Coupon	92970QAJ4	1,210,000.00	WFCIT 2025-1 A 4.34 05/15/2030		4,376.17	4,376.17

CASH FLOW REPORT



City of Murrieta | Account | As of March 31, 2026

Payment Date	Transaction Type	CUSIP	Quantity	Security Description	Principal Amount	Income	Total Amount
09/16/2026	Coupon	362549AD9	370,000.00	GMCAR 2025-2 A3 4.28 04/16/2030		1,319.67	1,319.67
09/18/2026	Coupon	857477CL5	1,210,000.00	STATE STREET CORP 4.993 03/18/2027		30,207.65	30,207.65
09/21/2026	Coupon	362962AD4	705,000.00	GMALT 2025-2 A3 4.58 05/22/2028		2,690.75	2,690.75
09/21/2026	Coupon	89236TKJ3	1,000,000.00	TOYOTA MOTOR CREDIT CORP 4.55 09/20/2027		22,750.00	22,750.00
09/21/2026	Coupon	92348KDY6	1,050,000.00	VZMT 2025-3 A1A 4.51 03/20/2030		3,946.25	3,946.25
09/22/2026	Coupon	3133EPWK7	2,000,000.00	FEDERAL FARM CREDIT BANKS FUNDING CORP 4.5 09/22/2028		45,000.00	45,000.00
09/25/2026	Coupon	05594HAD5	800,000.00	BMWLT 2025-2 A3 3.97 09/25/2028		2,646.67	2,646.67
09/25/2026	Coupon	096919AD7	476,913.26	BMWOT 2024-A A3 5.18 02/26/2029		1,539.22	1,539.22
09/25/2026	Principal Paydown	096919AD7	476,913.26	BMWOT 2024-A A3 5.18 02/26/2029	26,905.51		26,905.51
09/25/2026	Coupon	3137BTUM1	849,126.92	FHMS K-061 A2 3.347 11/25/2026		2,194.02	2,194.02
09/25/2026	Principal Paydown	3137BTUM1	849,126.92	FHMS K-061 A2 3.347 11/25/2026	123,947.24		123,947.24
09/25/2026	Coupon	3137BVZ82	853,926.53	FHMS K-063 A2 3.43 01/25/2027		2,110.05	2,110.05
09/25/2026	Principal Paydown	3137BVZ82	853,926.53	FHMS K-063 A2 3.43 01/25/2027	1,726.83		1,726.83
09/25/2026	Coupon	3137F1G44	1,000,000.00	FHMS K-065 A2 3.243 04/25/2027		2,702.50	2,702.50
09/25/2026	Coupon	3137F4X72	1,165,000.00	FHMS K-075 A2 3.65 02/25/2028		3,543.54	3,543.54
09/25/2026	Coupon	3137FBU79	1,207,232.73	FHMS K-069 A2 3.187 09/25/2027		3,177.27	3,177.27
09/25/2026	Principal Paydown	3137FBU79	1,207,232.73	FHMS K-069 A2 3.187 09/25/2027	2,148.74		2,148.74
09/25/2026	Coupon	3137FJEH8	1,250,000.00	FHMS K-081 A2 3.9 08/25/2028		4,062.50	4,062.50
09/25/2026	Coupon	3137FK4M5	2,000,000.00	FHMS K-085 A2 4.06 10/25/2028		6,766.67	6,766.67
09/25/2026	Coupon	3137FLMV3	2,000,000.00	FHMS K-090 A2 3.422 02/25/2029		5,703.33	5,703.33
09/25/2026	Coupon	3137H5YC5	1,500,000.00	FHMS K-748 A2 2.26 01/25/2029		2,825.00	2,825.00
09/25/2026	Coupon	3137HA4B9	2,000,000.00	FHMS K-751 A2 4.412 03/25/2030		7,353.33	7,353.33
09/28/2026	Coupon	3133EP6K6	1,000,000.00	FEDERAL FARM CREDIT BANKS FUNDING CORP 4.5 03/26/2027		22,500.00	22,500.00
09/28/2026	Coupon	57629TBW6	1,340,000.00	MASSMUTUAL GLOBAL FUNDING II 4.45 03/27/2028		29,815.00	29,815.00
09/30/2026	Coupon	91282CFM8	1,600,000.00	UNITED STATES TREASURY 4.125 09/30/2027		33,000.00	33,000.00
09/30/2026	Coupon	91282CPA3	1,500,000.00	UNITED STATES TREASURY 3.625 09/30/2030		27,187.50	27,187.50
September 2026							
Total					6,119,622.88	580,141.87	6,699,764.75
OCTOBER 2026							

CASH FLOW REPORT



City of Murrieta | Account | As of March 31, 2026

Payment Date	Transaction Type	CUSIP	Quantity	Security Description	Principal Amount	Income	Total Amount
10/01/2026	Coupon	64952WFJ7	1,000,000.00	NEW YORK LIFE GLOBAL FUNDING 3.9 10/01/2027		19,500.00	19,500.00
10/09/2026	Coupon	3130B0TY5	1,500,000.00	FEDERAL HOME LOAN BANKS 4.75 04/09/2027		35,625.00	35,625.00
10/13/2026	Coupon	713448FW3	510,000.00	PEPSICO INC 5.125 11/10/2026		10,890.63	10,890.63
10/13/2026	Effective Maturity	713448FW3	510,000.00	PEPSICO INC 5.125 11/10/2026	510,000.00		510,000.00
10/15/2026	Coupon	02582JKH2	640,000.00	AMXCA 2024-1 A 5.23 04/16/2029		2,789.33	2,789.33
10/15/2026	Coupon	02582JKP4	1,255,000.00	AMXCA 2025-2 A 4.28 04/15/2030		4,476.17	4,476.17
10/15/2026	Coupon	437918AC9	811,159.26	HAROT 2024-1 A3 5.21 08/15/2028		2,109.47	2,109.47
10/15/2026	Principal Paydown	437918AC9	811,159.26	HAROT 2024-1 A3 5.21 08/15/2028	45,815.96		45,815.96
10/15/2026	Coupon	44935XAD7	585,000.00	HART 2025-B A3 4.36 12/17/2029		2,125.50	2,125.50
10/15/2026	Coupon	47800DAD6	670,000.00	JDOT 2025 A3 4.23 09/17/2029		2,361.75	2,361.75
10/15/2026	Coupon	47800RAD5	273,251.87	JDOT 2024 A3 4.96 11/15/2028		744.50	744.50
10/15/2026	Principal Paydown	47800RAD5	273,251.87	JDOT 2024 A3 4.96 11/15/2028	16,435.29		16,435.29
10/15/2026	Coupon	58768YAD7	770,000.00	MBALT 2025-A A3 4.61 04/16/2029		2,958.08	2,958.08
10/15/2026	Coupon	58769GAD5	479,123.06	MBALT 2024-B A3 4.23 02/15/2028		271.01	271.01
10/15/2026	Principal Paydown	58769GAD5	479,123.06	MBALT 2024-B A3 4.23 02/15/2028	38,894.10		38,894.10
10/15/2026	Coupon	58770JAD6	329,666.00	MBALT 2024-A A3 5.32 01/18/2028		494.13	494.13
10/15/2026	Principal Paydown	58770JAD6	329,666.00	MBALT 2024-A A3 5.32 01/18/2028	38,476.72		38,476.72
10/15/2026	Coupon	91282CPC9	2,500,000.00	UNITED STATES TREASURY 3.5 10/15/2028		43,750.00	43,750.00
10/15/2026	Coupon	91324PDE9	1,250,000.00	UNITEDHEALTH GROUP INC 2.95 10/15/2027		18,437.50	18,437.50
10/15/2026	Coupon	92970QAJ4	1,210,000.00	WFCIT 2025-1 A 4.34 05/15/2030		4,376.17	4,376.17
10/16/2026	Coupon	362549AD9	370,000.00	GMCAR 2025-2 A3 4.28 04/16/2030		1,319.67	1,319.67
10/19/2026	Coupon	61748UAK8	580,000.00	MORGAN STANLEY 4.133 10/18/2029		11,985.70	11,985.70
10/20/2026	Coupon	362962AD4	705,000.00	GMALT 2025-2 A3 4.58 05/22/2028		2,690.75	2,690.75
10/20/2026	Principal Paydown	362962AD4	705,000.00	GMALT 2025-2 A3 4.58 05/22/2028	77,887.09		77,887.09
10/20/2026	Coupon	92348KDY6	1,050,000.00	VZMT 2025-3 A1A 4.51 03/20/2030		3,946.25	3,946.25
10/26/2026	Coupon	05594HAD5	800,000.00	BMWLT 2025-2 A3 3.97 09/25/2028		2,646.67	2,646.67
10/26/2026	Coupon	096919AD7	476,913.26	BMWOT 2024-A A3 5.18 02/26/2029		1,423.08	1,423.08
10/26/2026	Principal Paydown	096919AD7	476,913.26	BMWOT 2024-A A3 5.18 02/26/2029	24,629.30		24,629.30
10/26/2026	Coupon	3137BTUM1	849,126.92	FHMS K-061 A2 3.347 11/25/2026		1,848.31	1,848.31
10/26/2026	Principal Paydown	3137BTUM1	849,126.92	FHMS K-061 A2 3.347 11/25/2026	280,957.11		280,957.11
10/26/2026	Coupon	3137BVZ82	853,926.53	FHMS K-063 A2 3.43 01/25/2027		2,105.12	2,105.12

CASH FLOW REPORT



City of Murrieta | Account | As of March 31, 2026

Payment Date	Transaction Type	CUSIP	Quantity	Security Description	Principal Amount	Income	Total Amount
10/26/2026	Principal Paydown	3137BVZ82	853,926.53	FHMS K-063 A2 3.43 01/25/2027	69,863.12		69,863.12
10/26/2026	Coupon	3137F1G44	1,000,000.00	FHMS K-065 A2 3.243 04/25/2027		2,702.50	2,702.50
10/26/2026	Principal Paydown	3137F1G44	1,000,000.00	FHMS K-065 A2 3.243 04/25/2027	83,485.53		83,485.53
10/26/2026	Coupon	3137F4X72	1,165,000.00	FHMS K-075 A2 3.65 02/25/2028		3,543.54	3,543.54
10/26/2026	Coupon	3137FBU79	1,207,232.73	FHMS K-069 A2 3.187 09/25/2027		3,171.56	3,171.56
10/26/2026	Principal Paydown	3137FBU79	1,207,232.73	FHMS K-069 A2 3.187 09/25/2027	2,286.86		2,286.86
10/26/2026	Coupon	3137FJEH8	1,250,000.00	FHMS K-081 A2 3.9 08/25/2028		4,062.50	4,062.50
10/26/2026	Coupon	3137FK4M5	2,000,000.00	FHMS K-085 A2 4.06 10/25/2028		6,766.67	6,766.67
10/26/2026	Coupon	3137FLMV3	2,000,000.00	FHMS K-090 A2 3.422 02/25/2029		5,703.33	5,703.33
10/26/2026	Coupon	3137H5YC5	1,500,000.00	FHMS K-748 A2 2.26 01/25/2029		2,825.00	2,825.00
10/26/2026	Coupon	3137HA4B9	2,000,000.00	FHMS K-751 A2 4.412 03/25/2030		7,353.33	7,353.33
October 2026 Total					1,188,731.09	215,003.21	1,403,734.29
NOVEMBER 2026							
11/02/2026	Coupon	74456QBU9	750,000.00	PUBLIC SERVICE ELECTRIC AND GAS CO 3.7 05/01/2028		13,875.00	13,875.00
11/02/2026	Coupon	91282CDF5	2,500,000.00	UNITED STATES TREASURY 1.375 10/31/2028		17,187.50	17,187.50
11/02/2026	Coupon	91282CEM9	2,750,000.00	UNITED STATES TREASURY 2.875 04/30/2029		39,531.25	39,531.25
11/02/2026	Coupon	91282CFT3	1,700,000.00	UNITED STATES TREASURY 4.0 10/31/2029		34,000.00	34,000.00
11/02/2026	Coupon	91282CGZ8	3,000,000.00	UNITED STATES TREASURY 3.5 04/30/2030		52,500.00	52,500.00
11/05/2026	Coupon	459058LT8	1,335,000.00	INTERNATIONAL BANK FOR RECONSTRUCTION AND DEVELOPM 3.625 05/05/2028		24,196.88	24,196.88
11/09/2026	Coupon	48125LRU8	1,575,000.00	JPMORGAN CHASE BANK NA 5.11 12/08/2026		33,534.38	33,534.38
11/09/2026	Effective Maturity	48125LRU8	1,575,000.00	JPMORGAN CHASE BANK NA 5.11 12/08/2026	1,575,000.00		1,575,000.00
11/10/2026	Coupon	665859AW4	1,000,000.00	NORTHERN TRUST CORP 4.0 05/10/2027		20,000.00	20,000.00
11/16/2026	Coupon	009158AY2	1,500,000.00	AIR PRODUCTS AND CHEMICALS INC 1.85 05/15/2027		13,875.00	13,875.00
11/16/2026	Coupon	02582JKH2	640,000.00	AMXCA 2024-1 A 5.23 04/16/2029		2,789.33	2,789.33
11/16/2026	Coupon	02582JKP4	1,255,000.00	AMXCA 2025-2 A 4.28 04/15/2030		4,476.17	4,476.17
11/16/2026	Coupon	14913UBD1	1,000,000.00	CATERPILLAR FINANCIAL SERVICES CORP 3.95 11/14/2028		19,750.00	19,750.00
11/16/2026	Coupon	341081GN1	1,500,000.00	FLORIDA POWER & LIGHT CO 4.4 05/15/2028		33,000.00	33,000.00
11/16/2026	Coupon	362549AD9	370,000.00	GMCAR 2025-2 A3 4.28 04/16/2030		1,319.67	1,319.67

CASH FLOW REPORT



City of Murrieta | Account | As of March 31, 2026

Payment Date	Transaction Type	CUSIP	Quantity	Security Description	Principal Amount	Income	Total Amount
11/16/2026	Coupon	437918AC9	811,159.26	HAROT 2024-1 A3 5.21 08/15/2028		1,910.55	1,910.55
11/16/2026	Principal Paydown	437918AC9	811,159.26	HAROT 2024-1 A3 5.21 08/15/2028	44,822.37		44,822.37
11/16/2026	Coupon	44935XAD7	585,000.00	HART 2025-B A3 4.36 12/17/2029		2,125.50	2,125.50
11/16/2026	Coupon	47800DAD6	670,000.00	JDOT 2025 A3 4.23 09/17/2029		2,361.75	2,361.75
11/16/2026	Coupon	47800RAD5	273,251.87	JDOT 2024 A3 4.96 11/15/2028		676.57	676.57
11/16/2026	Principal Paydown	47800RAD5	273,251.87	JDOT 2024 A3 4.96 11/15/2028	19,607.08		19,607.08
11/16/2026	Coupon	58768YAD7	770,000.00	MBALT 2025-A A3 4.61 04/16/2029		2,958.08	2,958.08
11/16/2026	Coupon	58769GAD5	479,123.06	MBALT 2024-B A3 4.23 02/15/2028		133.91	133.91
11/16/2026	Effective Maturity	58769GAD5	479,123.06	MBALT 2024-B A3 4.23 02/15/2028	37,989.51		37,989.51
11/16/2026	Coupon	58770JAD6	329,666.00	MBALT 2024-A A3 5.32 01/18/2028		323.55	323.55
11/16/2026	Principal Paydown	58770JAD6	329,666.00	MBALT 2024-A A3 5.32 01/18/2028	29,723.37		29,723.37
11/16/2026	Coupon	90331HPS6	1,330,000.00	US BANK NA 4.73 05/15/2028		31,454.50	31,454.50
11/16/2026	Coupon	9128283F5	1,400,000.00	UNITED STATES TREASURY 2.25 11/15/2027		15,750.00	15,750.00
11/16/2026	Coupon	9128285M8	2,000,000.00	UNITED STATES TREASURY 3.125 11/15/2028		31,250.00	31,250.00
11/16/2026	Coupon	912828U24	3,000,000.00	UNITED STATES TREASURY 2.0 11/15/2026		30,000.00	30,000.00
11/16/2026	Final Maturity	912828U24	3,000,000.00	UNITED STATES TREASURY 2.0 11/15/2026	3,000,000.00		3,000,000.00
11/16/2026	Coupon	92970QAJ4	1,210,000.00	WFCIT 2025-1 A 4.34 05/15/2030		4,376.17	4,376.17
11/17/2026	Coupon	3130AXU63	1,750,000.00	FEDERAL HOME LOAN BANKS 4.625 11/17/2026		40,468.75	40,468.75
11/17/2026	Final Maturity	3130AXU63	1,750,000.00	FEDERAL HOME LOAN BANKS 4.625 11/17/2026	1,750,000.00		1,750,000.00
11/20/2026	Coupon	3133ERFJ5	1,000,000.00	FEDERAL FARM CREDIT BANKS FUNDING CORP 4.5 05/20/2027		22,500.00	22,500.00
11/20/2026	Coupon	362962AD4	705,000.00	GMALT 2025-2 A3 4.58 05/22/2028		2,393.48	2,393.48
11/20/2026	Principal Paydown	362962AD4	705,000.00	GMALT 2025-2 A3 4.58 05/22/2028	76,026.92		76,026.92
11/20/2026	Coupon	92348KDY6	1,050,000.00	VZMT 2025-3 A1A 4.51 03/20/2030		3,946.25	3,946.25
11/25/2026	Coupon	05594HAD5	800,000.00	BMWLT 2025-2 A3 3.97 09/25/2028		2,646.67	2,646.67
11/25/2026	Coupon	096919AD7	476,913.26	BMWOT 2024-A A3 5.18 02/26/2029		1,316.76	1,316.76
11/25/2026	Principal Paydown	096919AD7	476,913.26	BMWOT 2024-A A3 5.18 02/26/2029	24,153.97		24,153.97
11/25/2026	Coupon	3137BTUM1	849,126.92	FHMS K-061 A2 3.347 11/25/2026		1,064.67	1,064.67
11/25/2026	Final Maturity	3137BTUM1	849,126.92	FHMS K-061 A2 3.347 11/25/2026	381,716.84		381,716.84
11/25/2026	Coupon	3137BVZ82	853,926.53	FHMS K-063 A2 3.43 01/25/2027		1,905.43	1,905.43

CASH FLOW REPORT



City of Murrieta | Account | As of March 31, 2026

Payment Date	Transaction Type	CUSIP	Quantity	Security Description	Principal Amount	Income	Total Amount
11/25/2026	Principal Paydown	3137BVZ82	853,926.53	FHMS K-063 A2 3.43 01/25/2027	144,813.66		144,813.66
11/25/2026	Coupon	3137F1G44	1,000,000.00	FHMS K-065 A2 3.243 04/25/2027		2,476.88	2,476.88
11/25/2026	Principal Paydown	3137F1G44	1,000,000.00	FHMS K-065 A2 3.243 04/25/2027	5,955.94		5,955.94
11/25/2026	Coupon	3137F4X72	1,165,000.00	FHMS K-075 A2 3.65 02/25/2028		3,543.54	3,543.54
11/25/2026	Coupon	3137FBU79	1,207,232.73	FHMS K-069 A2 3.187 09/25/2027		3,165.49	3,165.49
11/25/2026	Principal Paydown	3137FBU79	1,207,232.73	FHMS K-069 A2 3.187 09/25/2027	2,163.57		2,163.57
11/25/2026	Coupon	3137FJEH8	1,250,000.00	FHMS K-081 A2 3.9 08/25/2028		4,062.50	4,062.50
11/25/2026	Coupon	3137FK4M5	2,000,000.00	FHMS K-085 A2 4.06 10/25/2028		6,766.67	6,766.67
11/25/2026	Coupon	3137FLMV3	2,000,000.00	FHMS K-090 A2 3.422 02/25/2029		5,703.33	5,703.33
11/25/2026	Coupon	3137H5YC5	1,500,000.00	FHMS K-748 A2 2.26 01/25/2029		2,825.00	2,825.00
11/25/2026	Coupon	3137HA4B9	2,000,000.00	FHMS K-751 A2 4.412 03/25/2030		7,353.33	7,353.33
11/30/2026	Coupon	91282CFY2	3,000,000.00	UNITED STATES TREASURY 3.875 11/30/2029		58,125.00	58,125.00
11/30/2026	Coupon	91282CHF1	3,500,000.00	UNITED STATES TREASURY 3.75 05/31/2030		65,625.00	65,625.00
November 2026 Total					7,091,973.23	669,244.49	7,761,217.72
DECEMBER 2026							
12/09/2026	Coupon	3130AVVX7	1,120,000.00	FEDERAL HOME LOAN BANKS 3.75 06/09/2028		21,000.00	21,000.00
12/09/2026	Coupon	3130AWC24	2,000,000.00	FEDERAL HOME LOAN BANKS 4.0 06/09/2028		40,000.00	40,000.00
12/15/2026	Coupon	02582JKH2	640,000.00	AMXCA 2024-1 A 5.23 04/16/2029		2,789.33	2,789.33
12/15/2026	Coupon	02582JKP4	1,255,000.00	AMXCA 2025-2 A 4.28 04/15/2030		4,476.17	4,476.17
12/15/2026	Coupon	437918AC9	811,159.26	HAROT 2024-1 A3 5.21 08/15/2028		1,715.94	1,715.94
12/15/2026	Principal Paydown	437918AC9	811,159.26	HAROT 2024-1 A3 5.21 08/15/2028	42,849.62		42,849.62
12/15/2026	Coupon	44935XAD7	585,000.00	HART 2025-B A3 4.36 12/17/2029		2,125.50	2,125.50
12/15/2026	Coupon	47800DAD6	670,000.00	JDOT 2025 A3 4.23 09/17/2029		2,361.75	2,361.75
12/15/2026	Coupon	47800RAD5	273,251.87	JDOT 2024 A3 4.96 11/15/2028		595.53	595.53
12/15/2026	Principal Paydown	47800RAD5	273,251.87	JDOT 2024 A3 4.96 11/15/2028	13,283.64		13,283.64
12/15/2026	Coupon	58768YAD7	770,000.00	MBALT 2025-A A3 4.61 04/16/2029		2,958.08	2,958.08
12/15/2026	Coupon	58770JAD6	329,666.00	MBALT 2024-A A3 5.32 01/18/2028		191.77	191.77
12/15/2026	Principal Paydown	58770JAD6	329,666.00	MBALT 2024-A A3 5.32 01/18/2028	32,035.77		32,035.77
12/15/2026	Coupon	87612EBU9	570,000.00	TARGET CORP 4.35 06/15/2028		12,397.50	12,397.50
12/15/2026	Coupon	91282CPP0	2,300,000.00	UNITED STATES TREASURY 3.5 12/15/2028		40,250.00	40,250.00
12/15/2026	Coupon	92970QAJ4	1,210,000.00	WFCIT 2025-1 A 4.34 05/15/2030		4,376.17	4,376.17

CASH FLOW REPORT



City of Murrieta | Account | As of March 31, 2026

Payment Date	Transaction Type	CUSIP	Quantity	Security Description	Principal Amount	Income	Total Amount
12/16/2026	Coupon	362549AD9	370,000.00	GMCAR 2025-2 A3 4.28 04/16/2030		1,319.67	1,319.67
12/16/2026	Principal Paydown	362549AD9	370,000.00	GMCAR 2025-2 A3 4.28 04/16/2030	7,306.98		7,306.98
12/21/2026	Coupon	362962AD4	705,000.00	GMALT 2025-2 A3 4.58 05/22/2028		2,103.31	2,103.31
12/21/2026	Principal Paydown	362962AD4	705,000.00	GMALT 2025-2 A3 4.58 05/22/2028	96,721.11		96,721.11
12/21/2026	Coupon	92348KDY6	1,050,000.00	VZMT 2025-3 A1A 4.51 03/20/2030		3,946.25	3,946.25
12/25/2026	Coupon	05594HAD5	800,000.00	BMWLT 2025-2 A3 3.97 09/25/2028		2,646.67	2,646.67
12/25/2026	Principal Paydown	05594HAD5	800,000.00	BMWLT 2025-2 A3 3.97 09/25/2028	6,530.58		6,530.58
12/25/2026	Coupon	096919AD7	476,913.26	BMWOT 2024-A A3 5.18 02/26/2029		1,212.49	1,212.49
12/25/2026	Principal Paydown	096919AD7	476,913.26	BMWOT 2024-A A3 5.18 02/26/2029	23,050.89		23,050.89
12/25/2026	Coupon	3137BVZ82	853,926.53	FHMS K-063 A2 3.43 01/25/2027		1,491.50	1,491.50
12/25/2026	Principal Paydown	3137BVZ82	853,926.53	FHMS K-063 A2 3.43 01/25/2027	429,153.87		429,153.87
12/25/2026	Coupon	3137F1G44	1,000,000.00	FHMS K-065 A2 3.243 04/25/2027		2,460.78	2,460.78
12/25/2026	Principal Paydown	3137F1G44	1,000,000.00	FHMS K-065 A2 3.243 04/25/2027	5,800.46		5,800.46
12/25/2026	Coupon	3137F4X72	1,165,000.00	FHMS K-075 A2 3.65 02/25/2028		3,543.54	3,543.54
12/25/2026	Coupon	3137FBU79	1,207,232.73	FHMS K-069 A2 3.187 09/25/2027		3,159.74	3,159.74
12/25/2026	Principal Paydown	3137FBU79	1,207,232.73	FHMS K-069 A2 3.187 09/25/2027	2,301.23		2,301.23
12/25/2026	Coupon	3137FJEH8	1,250,000.00	FHMS K-081 A2 3.9 08/25/2028		4,062.50	4,062.50
12/25/2026	Coupon	3137FK4M5	2,000,000.00	FHMS K-085 A2 4.06 10/25/2028		6,766.67	6,766.67
12/25/2026	Coupon	3137FLMV3	2,000,000.00	FHMS K-090 A2 3.422 02/25/2029		5,703.33	5,703.33
12/25/2026	Coupon	3137H5YC5	1,500,000.00	FHMS K-748 A2 2.26 01/25/2029		2,825.00	2,825.00
12/25/2026	Coupon	3137HA4B9	2,000,000.00	FHMS K-751 A2 4.412 03/25/2030		7,353.33	7,353.33
12/28/2026	Coupon	437076DB5	740,000.00	HOME DEPOT INC 4.875 06/25/2027		18,037.50	18,037.50
12/31/2026	Coupon	91282CGB1	3,000,000.00	UNITED STATES TREASURY 3.875 12/31/2029		58,125.00	58,125.00
December 2026							
Total					659,034.15	259,995.04	919,029.18
JANUARY 2027							
01/07/2027	Coupon	24422EXZ7	700,000.00	JOHN DEERE CAPITAL CORP 4.65 01/07/2028		16,275.00	16,275.00
01/08/2027	Coupon	24422EXF1	1,000,000.00	JOHN DEERE CAPITAL CORP 4.5 01/08/2027		22,500.00	22,500.00
01/08/2027	Final Maturity	24422EXF1	1,000,000.00	JOHN DEERE CAPITAL CORP 4.5 01/08/2027	1,000,000.00		1,000,000.00
01/11/2027	Coupon	64952WCX9	1,000,000.00	NEW YORK LIFE GLOBAL FUNDING 3.0 01/10/2028		15,000.00	15,000.00

CASH FLOW REPORT



City of Murrieta | Account | As of March 31, 2026

Payment Date	Transaction Type	CUSIP	Quantity	Security Description	Principal Amount	Income	Total Amount
01/12/2027	Coupon	459058KT9	500,000.00	INTERNATIONAL BANK FOR RECONSTRUCTION AND DEVELOPM 3.5 07/12/2028		8,750.00	8,750.00
01/14/2027	Coupon	58989V2M5	750,000.00	MET TOWER GLOBAL FUNDING 4.0 01/14/2029		15,000.00	15,000.00
01/15/2027	Coupon	02582JKH2	640,000.00	AMXCA 2024-1 A 5.23 04/16/2029		2,789.33	2,789.33
01/15/2027	Coupon	02582JKP4	1,255,000.00	AMXCA 2025-2 A 4.28 04/15/2030		4,476.17	4,476.17
01/15/2027	Coupon	26444HAE1	1,000,000.00	DUKE ENERGY FLORIDA LLC 3.8 07/15/2028		19,000.00	19,000.00
01/15/2027	Coupon	3130AYPN0	2,000,000.00	FEDERAL HOME LOAN BANKS 4.125 01/15/2027		41,250.00	41,250.00
01/15/2027	Final Maturity	3130AYPN0	2,000,000.00	FEDERAL HOME LOAN BANKS 4.125 01/15/2027	2,000,000.00		2,000,000.00
01/15/2027	Coupon	437918AC9	811,159.26	HAROT 2024-1 A3 5.21 08/15/2028		1,529.91	1,529.91
01/15/2027	Principal Paydown	437918AC9	811,159.26	HAROT 2024-1 A3 5.21 08/15/2028	42,021.12		42,021.12
01/15/2027	Coupon	44935XAD7	585,000.00	HART 2025-B A3 4.36 12/17/2029		2,125.50	2,125.50
01/15/2027	Coupon	47800DAD6	670,000.00	JDOT 2025 A3 4.23 09/17/2029		2,361.75	2,361.75
01/15/2027	Principal Paydown	47800DAD6	670,000.00	JDOT 2025 A3 4.23 09/17/2029	5,613.79		5,613.79
01/15/2027	Coupon	47800RAD5	273,251.87	JDOT 2024 A3 4.96 11/15/2028		540.62	540.62
01/15/2027	Principal Paydown	47800RAD5	273,251.87	JDOT 2024 A3 4.96 11/15/2028	19,286.13		19,286.13
01/15/2027	Coupon	58768YAD7	770,000.00	MBALT 2025-A A3 4.61 04/16/2029		2,958.08	2,958.08
01/15/2027	Coupon	58770JAD6	329,666.00	MBALT 2024-A A3 5.32 01/18/2028		49.75	49.75
01/15/2027	Effective Maturity	58770JAD6	329,666.00	MBALT 2024-A A3 5.32 01/18/2028	11,221.73		11,221.73
01/15/2027	Coupon	713448GL6	1,000,000.00	PEPSICO INC 4.1 01/15/2029		20,500.00	20,500.00
01/15/2027	Coupon	92970QAJ4	1,210,000.00	WFCIT 2025-1 A 4.34 05/15/2030		4,376.17	4,376.17
01/18/2027	Coupon	362549AD9	370,000.00	GMCAR 2025-2 A3 4.28 04/16/2030		1,293.61	1,293.61
01/18/2027	Principal Paydown	362549AD9	370,000.00	GMCAR 2025-2 A3 4.28 04/16/2030	15,382.87		15,382.87
01/19/2027	Coupon	78016HZT0	1,245,000.00	ROYAL BANK OF CANADA 4.875 01/19/2027		30,346.88	30,346.88
01/19/2027	Final Maturity	78016HZT0	1,245,000.00	ROYAL BANK OF CANADA 4.875 01/19/2027	1,245,000.00		1,245,000.00
01/20/2027	Coupon	362962AD4	705,000.00	GMALT 2025-2 A3 4.58 05/22/2028		1,734.16	1,734.16
01/20/2027	Principal Paydown	362962AD4	705,000.00	GMALT 2025-2 A3 4.58 05/22/2028	99,096.93		99,096.93
01/20/2027	Coupon	92348KDY6	1,050,000.00	VZMT 2025-3 A1A 4.51 03/20/2030		3,946.25	3,946.25
01/22/2027	Coupon	06406RCG0	535,000.00	BANK OF NEW YORK MELLON CORP 4.026 01/22/2030		10,769.55	10,769.55
01/25/2027	Coupon	05594HAD5	800,000.00	BMWLT 2025-2 A3 3.97 09/25/2028		2,625.06	2,625.06

CASH FLOW REPORT



City of Murrieta | Account | As of March 31, 2026

Payment Date	Transaction Type	CUSIP	Quantity	Security Description	Principal Amount	Income	Total Amount
01/25/2027	Principal Paydown	05594HAD5	800,000.00	BMWLT 2025-2 A3 3.97 09/25/2028	101,265.21		101,265.21
01/25/2027	Coupon	096919AD7	476,913.26	BMWOT 2024-A A3 5.18 02/26/2029		1,112.99	1,112.99
01/25/2027	Principal Paydown	096919AD7	476,913.26	BMWOT 2024-A A3 5.18 02/26/2029	22,668.84		22,668.84
01/25/2027	Coupon	3137BVZ82	853,926.53	FHMS K-063 A2 3.43 01/25/2027		264.83	264.83
01/25/2027	Final Maturity	3137BVZ82	853,926.53	FHMS K-063 A2 3.43 01/25/2027	92,653.61		92,653.61
01/25/2027	Coupon	3137F1G44	1,000,000.00	FHMS K-065 A2 3.243 04/25/2027		2,445.11	2,445.11
01/25/2027	Principal Paydown	3137F1G44	1,000,000.00	FHMS K-065 A2 3.243 04/25/2027	1,981.30		1,981.30
01/25/2027	Coupon	3137F4X72	1,165,000.00	FHMS K-075 A2 3.65 02/25/2028		3,543.54	3,543.54
01/25/2027	Coupon	3137FBU79	1,207,232.73	FHMS K-069 A2 3.187 09/25/2027		3,153.63	3,153.63
01/25/2027	Principal Paydown	3137FBU79	1,207,232.73	FHMS K-069 A2 3.187 09/25/2027	2,178.49		2,178.49
01/25/2027	Coupon	3137FJEH8	1,250,000.00	FHMS K-081 A2 3.9 08/25/2028		4,062.50	4,062.50
01/25/2027	Coupon	3137FK4M5	2,000,000.00	FHMS K-085 A2 4.06 10/25/2028		6,766.67	6,766.67
01/25/2027	Coupon	3137FLMV3	2,000,000.00	FHMS K-090 A2 3.422 02/25/2029		5,703.33	5,703.33
01/25/2027	Coupon	3137H5YC5	1,500,000.00	FHMS K-748 A2 2.26 01/25/2029		2,825.00	2,825.00
01/25/2027	Coupon	3137HA4B9	2,000,000.00	FHMS K-751 A2 4.412 03/25/2030		7,353.33	7,353.33
01/26/2027	Coupon	09290DAH4	750,000.00	BLACKROCK INC 4.6 07/26/2027		17,250.00	17,250.00
01/26/2027	Coupon	17275RBQ4	1,500,000.00	CISCO SYSTEMS INC 4.8 02/26/2027		30,000.00	30,000.00
01/26/2027	Effective Maturity	17275RBQ4	1,500,000.00	CISCO SYSTEMS INC 4.8 02/26/2027	1,500,000.00		1,500,000.00
01/27/2027	Coupon	06368MJG0	1,500,000.00	BANK OF MONTREAL 5.004 01/27/2029		37,530.00	37,530.00
January 2027 Total					6,158,370.02	352,208.72	6,510,578.73
FEBRUARY 2027							
02/01/2027	Coupon	91282CFB2	2,000,000.00	UNITED STATES TREASURY 2.75 07/31/2027		27,500.00	27,500.00
02/01/2027	Coupon	91282CGH8	1,500,000.00	UNITED STATES TREASURY 3.5 01/31/2028		26,250.00	26,250.00
02/01/2027	Coupon	91282CGJ4	3,000,000.00	UNITED STATES TREASURY 3.5 01/31/2030		52,500.00	52,500.00
02/01/2027	Coupon	91282CHR5	1,500,000.00	UNITED STATES TREASURY 4.0 07/31/2030		30,000.00	30,000.00
02/01/2027	Coupon	91282CLC3	2,000,000.00	UNITED STATES TREASURY 4.0 07/31/2029		40,000.00	40,000.00
02/08/2027	Coupon	63743HFW7	1,500,000.00	NATIONAL RURAL UTILITIES COOPERATIVE FINANCE CORP 4.75 02/07/2028		35,625.00	35,625.00
02/15/2027	Coupon	437918AC9	811,159.26	HAROT 2024-1 A3 5.21 08/15/2028		1,347.46	1,347.46
02/15/2027	Principal Paydown	437918AC9	811,159.26	HAROT 2024-1 A3 5.21 08/15/2028	41,375.28		41,375.28
02/15/2027	Coupon	44935XAD7	585,000.00	HART 2025-B A3 4.36 12/17/2029		2,125.50	2,125.50
02/15/2027	Coupon	47800DAD6	670,000.00	JDOT 2025 A3 4.23 09/17/2029		2,341.96	2,341.96

CASH FLOW REPORT



City of Murrieta | Account | As of March 31, 2026

Payment Date	Transaction Type	CUSIP	Quantity	Security Description	Principal Amount	Income	Total Amount
02/15/2027	Principal Paydown	47800DAD6	670,000.00	JDOT 2025 A3 4.23 09/17/2029	45,703.96		45,703.96
02/15/2027	Coupon	47800RAD5	273,251.87	JDOT 2024 A3 4.96 11/15/2028		460.91	460.91
02/15/2027	Principal Paydown	47800RAD5	273,251.87	JDOT 2024 A3 4.96 11/15/2028	12,972.25		12,972.25
02/15/2027	Coupon	58768YAD7	770,000.00	MBALT 2025-A A3 4.61 04/16/2029		2,958.08	2,958.08
02/15/2027	Principal Paydown	58768YAD7	770,000.00	MBALT 2025-A A3 4.61 04/16/2029	31,902.61		31,902.61
02/16/2027	Coupon	02079KBJ5	570,000.00	ALPHABET INC 3.7 02/15/2029		10,545.00	10,545.00
02/16/2027	Coupon	02582JKH2	640,000.00	AMXCA 2024-1 A 5.23 04/16/2029		2,789.33	2,789.33
02/16/2027	Coupon	02582JKP4	1,255,000.00	AMXCA 2025-2 A 4.28 04/15/2030		4,476.17	4,476.17
02/16/2027	Coupon	362549AD9	370,000.00	GMCAR 2025-2 A3 4.28 04/16/2030		1,238.74	1,238.74
02/16/2027	Principal Paydown	362549AD9	370,000.00	GMCAR 2025-2 A3 4.28 04/16/2030	19,427.80		19,427.80
02/16/2027	Coupon	532457CP1	1,250,000.00	ELI LILLY AND CO 4.15 08/14/2027		25,937.50	25,937.50
02/16/2027	Coupon	9128283W8	2,750,000.00	UNITED STATES TREASURY 2.75 02/15/2028		37,812.50	37,812.50
02/16/2027	Coupon	9128284V9	2,500,000.00	UNITED STATES TREASURY 2.875 08/15/2028		35,937.50	35,937.50
02/16/2027	Coupon	92970QAJ4	1,210,000.00	WFCIT 2025-1 A 4.34 05/15/2030		4,376.17	4,376.17
02/18/2027	Coupon	857477CL5	1,210,000.00	STATE STREET CORP 4.993 03/18/2027		25,173.04	25,173.04
02/18/2027	Effective Maturity	857477CL5	1,210,000.00	STATE STREET CORP 4.993 03/18/2027	1,210,000.00		1,210,000.00
02/22/2027	Coupon	023135BC9	1,000,000.00	AMAZON.COM INC 3.15 08/22/2027		15,750.00	15,750.00
02/22/2027	Coupon	362962AD4	705,000.00	GMALT 2025-2 A3 4.58 05/22/2028		1,355.94	1,355.94
02/22/2027	Principal Paydown	362962AD4	705,000.00	GMALT 2025-2 A3 4.58 05/22/2028	80,207.34		80,207.34
02/22/2027	Coupon	92348KDY6	1,050,000.00	VZMT 2025-3 A1A 4.51 03/20/2030		3,946.25	3,946.25
02/25/2027	Coupon	05594HAD5	800,000.00	BMWLT 2025-2 A3 3.97 09/25/2028		2,290.04	2,290.04
02/25/2027	Principal Paydown	05594HAD5	800,000.00	BMWLT 2025-2 A3 3.97 09/25/2028	74,963.28		74,963.28
02/25/2027	Coupon	096919AD7	476,913.26	BMWOT 2024-A A3 5.18 02/26/2029		1,015.14	1,015.14
02/25/2027	Principal Paydown	096919AD7	476,913.26	BMWOT 2024-A A3 5.18 02/26/2029	22,403.52		22,403.52
02/25/2027	Coupon	3137F1G44	1,000,000.00	FHMS K-065 A2 3.243 04/25/2027		2,439.75	2,439.75
02/25/2027	Principal Paydown	3137F1G44	1,000,000.00	FHMS K-065 A2 3.243 04/25/2027	23,856.81		23,856.81
02/25/2027	Coupon	3137F4X72	1,165,000.00	FHMS K-075 A2 3.65 02/25/2028		3,543.54	3,543.54
02/25/2027	Coupon	3137FBU79	1,207,232.73	FHMS K-069 A2 3.187 09/25/2027		3,147.84	3,147.84
02/25/2027	Principal Paydown	3137FBU79	1,207,232.73	FHMS K-069 A2 3.187 09/25/2027	2,185.77		2,185.77
02/25/2027	Coupon	3137FJEH8	1,250,000.00	FHMS K-081 A2 3.9 08/25/2028		4,062.50	4,062.50
02/25/2027	Coupon	3137FK4M5	2,000,000.00	FHMS K-085 A2 4.06 10/25/2028		6,766.67	6,766.67
02/25/2027	Coupon	3137FLMV3	2,000,000.00	FHMS K-090 A2 3.422 02/25/2029		5,703.33	5,703.33

CASH FLOW REPORT



City of Murrieta | Account | As of March 31, 2026

Payment Date	Transaction Type	CUSIP	Quantity	Security Description	Principal Amount	Income	Total Amount
02/25/2027	Coupon	3137H5YC5	1,500,000.00	FHMS K-748 A2 2.26 01/25/2029		2,825.00	2,825.00
02/25/2027	Coupon	3137HA4B9	2,000,000.00	FHMS K-751 A2 4.412 03/25/2030		7,353.33	7,353.33
02/25/2027	Coupon	66815L2X6	1,000,000.00	NORTHWESTERN MUTUAL GLOBAL FUNDING 4.125 08/25/2028		20,625.00	20,625.00
February 2027 Total					1,564,998.60	450,219.20	2,015,217.81
Grand Total			601,403,054.67		38,821,135.92	4,979,778.70	43,800,914.62

IMPORTANT DISCLOSURES



City of Murrieta | Account | As of March 31, 2026

Chandler Asset Management, Inc. (“Chandler”) is an SEC registered investment adviser. For additional information about our firm, please see our current disclosures (Form ADV). To obtain a copy of our current disclosures, you may contact your client service representative by calling the number on the front of this statement or you may visit our website at www.chandlerasset.com.

Information contained in this monthly statement is confidential and is provided for informational purposes only and should not be construed as specific investment or legal advice. The information contained herein was obtained from sources believed to be reliable as of the date of this statement, but may become outdated or superseded at any time without notice.

Custody: Your qualified custodian bank maintains control of all assets reflected in this statement and we urge you to compare this statement to the one you receive from your qualified custodian. Chandler does not have any authority to withdraw or deposit funds from/to the custodian account.

Valuation: Prices are provided by IDC, an independent pricing source. In the event IDC does not provide a price or if the price provided is not reflective of fair market value, Chandler will obtain pricing from an alternative approved third party pricing source in accordance with our written valuation policy and procedures. Our valuation procedures are also disclosed in Item 5 of our Form ADV Part 2A.

Performance: Performance results are presented gross-of-advisory fees and represent the client’s Total Return. The deduction of advisory fees lowers performance results. These results include the reinvestment of dividends and other earnings. Past performance may not be indicative of future results. Therefore, clients should not assume that future performance of any specific investment or investment strategy will be profitable or equal to past performance levels. All investment strategies have the potential for profit or loss. Economic factors, market conditions or changes in investment strategies, contributions or withdrawals may materially alter the performance and results of your portfolio.

Source ICE Data Indices, LLC (“ICE”), used with permission. ICE PERMITS USE OF THE ICE INDICES AND RELATED DATA ON AN “AS IS” BASIS; ICE, ITS AFFILIATES AND THEIR RESPECTIVE THIRD PARTY SUPPLIERS DISCLAIM ANY AND ALL WARRANTIES AND REPRESENTATIONS, EXPRESS AND/OR IMPLIED, INCLUDING ANY WARRANTIES OF MERCHANTABILITY OR FITNESS FOR A PARTICULAR PURPOSE OR USE, INCLUDING THE INDICES, INDEX DATA AND ANY DATA INCLUDED IN, RELATED TO, OR DERIVED THEREFROM. NEITHER ICE DATA, ITS AFFILIATES OR THEIR RESPECTIVE THIRD PARTY PROVIDERS GUARANTEE THE QUALITY, ADEQUACY, ACCURACY, TIMELINESS OR COMPLETENESS OF THE INDICES OR THE INDEX DATA OR ANY COMPONENT THEREOF, AND THE INDICES AND INDEX DATA AND ALL COMPONENTS THEREOF ARE PROVIDED ON AN “AS IS” BASIS AND LICENSEE’S USE IS AT LICENSEE’S OWN RISK. ICE DATA, ITS AFFILIATES AND THEIR RESPECTIVE THIRD PARTY DO NOT SPONSOR, ENDORSE, OR RECOMMEND CHANDLER, OR ANY OF ITS PRODUCTS OR SERVICES.

Index returns assume reinvestment of all distributions. Historical performance results for investment indexes generally do not reflect the deduction of transaction and/or custodial charges or the deduction of an investment management fee, the incurrence of which would have the effect of decreasing historical performance results. It is not possible to invest directly in an index.

Ratings: Ratings information have been provided by Moody’s, S&P and Fitch through data feeds we believe to be reliable as of the date of this statement, however we cannot guarantee its accuracy.

Security level ratings for U.S. Agency issued mortgage-backed securities (“MBS”) reflect the issuer rating because the securities themselves are not rated. The issuing U.S. Agency guarantees the full and timely payment of both principal and interest.

LGIP Yields: Reported yields for local government investment pools may be presented as either the 30-day yield or the monthly distribution yield, as applicable. For certain funds, the 30-day yield is calculated using reported daily yield data. Yield calculations are subject to change and may not be directly comparable across funds.

LAIF Yields: Additional Disclosure for CA Clients - As a result of a reporting lag from the Local Agency Investment Fund (LAIF), reported LAIF yields represent the most recently available Daily Effective Yield and may reflect data from approximately 7–10 days prior to month-end.

BENCHMARK INDEX & DISCLOSURES



City of Murrieta | Account | As of March 31, 2026

Benchmark	Disclosure
ICE BofA 1-3 Yr US Treasury Index	The ICE BofA 1-3 Year US Treasury Index tracks the performance of US dollar-denominated sovereign debt publicly issued by the US government in its domestic market. Qualifying securities must have at least one year remaining term to final maturity and less than three years remaining term to final maturity, a fixed coupon schedule, and a minimum amount outstanding of \$1 billion. Qualifying securities must have at least 18 months to final maturity at the time of issuance.