

Sourcewell Contract Number: 032824-RTG

Remit P.O.s To: munisales@rushenterprises.com

Date Prepared: 5/18/2026

Vendor:	<i>Rush Truck Center</i>		
Contact for Vendor:	<i>Colton Kruse</i>	Vendor Phone:	<i>(830) 302-5219</i>
Participating Agency #:	<i>19244</i>	Participating Agency:	<i>City of Murrieta, CA</i>
Agency Contact:	<i>Clinton Norton</i>	Agency Phone:	<i>(760) 468-4784</i>
Product Description:	<i>Ford F-550 Mechanics Truck</i>		

OEM Chassis MSRP:		\$	86,015.00
Sourcewell Discount:	1.50%	\$	(1,290.23)
Unit Price before Upfit		\$	84,724.78
Expected Floorplan Expense:		\$	-
Upfit:		\$	132,024.99

Summit Series 7 Mechanics Body with Options

Freight to End User:		\$	-
Extended Warranty:		\$	-
Additional Incentives/Credits:		\$	-
Government Grant/Assistance:		\$	-
State Applicable Sales Tax:		\$	18,994.48
Doc/Admin Fee:		\$	325.00
State Applicable Fees:		\$	47.50
Sales Price Per Unit:		\$	236,116.75

Quantity Ordered:			1
Total Participating Agency CAPEX:		\$	236,116.75

Quote Valid for 30 Days



Rush Medium-Duty Truck Centers of California, Inc. dba Rush Truck Center, Ceres

1720 Herndon Rd
 Ceres, CA 95307-4421
 (209) 857-7400

Customer Proposal Letter

Murrieta Fire & Rescue
 41825 Juniper St
 Murrieta, CA 92562

Thank you for trusting us with your business. Please review the proposal below, and if you approve, sign and return to us at your convenience. We look forward to working with you and will continue to do our best to earn your trust now and in the future.

VEHICLE INFORMATION

Year 2027 Make Ford Model F-550 Stock # TBD Serial # TBD

Additional Vehicle Details: SOURCEWELL CONTRACT #032824-RTG
 VEHICLE MSRP: \$86,015 - 1.5% SOURCEWELL DISCOUNT (\$1,290.23)
 UPFIT: \$132,024.99

		Total
Quantity		
Truck Price per Unit	\$ 216,749.77	\$ 216,749.77
F.E.T. (Factory & Dealer Paid)	\$ 0.00	
Net Sales Price	\$ 216,749.77	\$ 216,749.77
Optional Extended Warranty(ies)		
State Sales Tax	\$ 18,994.48	\$ 18,994.48
Documentary Fee	\$ 80.00	\$ 80.00
Administration Fee	\$ 245.00	\$ 245.00
Electronic Filing	\$ 37.00	\$ 37.00
Tire Recycling Program	\$ 10.50	\$ 10.50
Total Sales Price	\$ 236,121.75	\$ 236,121.75
Trade Allowance (see DISCLAIMER Below)		
Deposit / Down Payment		
Unpaid Balance Due on Delivery	\$ 236,116.75	\$ 236,116.75

Sales Representative		Carlos Perez	
	Signature	Printed Name	Date
Purchaser			
	Signature	Printed Name / Title	Date
Accepted by Sales Manager or General Manager			
	Signature	Printed Name	Date

Quote good until 10/31/2026 **Note: The above Customer Proposal is a quotation only. Sale terms subject to approval of Sales Manager of Dealer.**

DISCLAIMER: Any order based on this Proposal is subject to Customer executing Dealer's standard form Retail Sales Order and other required documents incorporating the above terms. Any documentary fees, FET, state tax, title, registration and license fees subject to adjustment and change. This Proposal is based upon Dealer's current and expected inventory, which is subject to change. Dealer is not obligated to retain any specific vehicles in stock, nor maintain any specific inventory levels. Dealer shall not be obligated to fulfill Proposal in event quoted vehicle(s) is not in stock or available within requested delivery schedule. **Manufacturer has reserved the right to change the price to Dealer of any vehicle not currently in Dealer's stock, without notice to Dealer. If a vehicle identified in this Proposal is not currently in Rush's stock at the time an order is placed by the Customer, Dealer reserves the right to change the vehicle price at any time to reflect any price increases imposed by the Manufacturer.** Dealer shall not be liable for any delay in providing or inability to provide Quoted Vehicle(s). Above listed Trade Value based upon current appraisal of Trade Vehicle(s). Dealer may adjust Trade Value of Trade Vehicle(s) to reflect changes in condition and/or mileage of Trade Vehicle(s) between date of current appraisal and acceptance of the Trade Vehicle by Customer.

(1) Includes subscription period for # of specified months. (2) Customer's use of RushCare Service is governed by the RushCare User Agreement located at <https://www.rushtruckcenters.com/rushcare-user-agreement>. (3) Customer's use of Telematics Services is governed by separate 3rd party license terms and Rush is not liable for the Telematic Service. (4) Gap Coverage is provided and administered by an independent 3rd party provider under a separate contract directly between Customer and the 3rd party provider.



Preview Order C999 - X5H 4x4 Super Chas Cab DRW: Order Summary Time of Preview: 05/12/2026 07:26:26 Receipt: NA

Dealership Name: Rush Truck Center, Ceres

Sales Code : F72919

Dealer Rep.	Carlos Perez	Type	Stock	Vehicle Line	Superduty	Order Code	C999
Customer Name		Priority Code	80	Model Year	2027	Price Level	715

DESCRIPTION	MSRP	DESCRIPTION	MSRP
F550 4X4 SUPERCAB CHAS CAB/192	\$64580	.HEATED FRONT SEATS	\$0
192 INCH WHEELBASE	\$0	.8-WAY POWER SEAT-DRIVER	\$0
RACE RED	\$200	PLATFORM RUNNING BOARDS	\$445
40/20/40 CLOTH SEAT	\$0	19550# GVWR PACKAGE	\$0
MEDIUM DARK SLATE	\$0	ENGINE BLOCK HEATER	\$250
PREFERRED EQUIPMENT PKG.663A	\$0	50 STATE EMISSIONS	\$0
.XLT TRIM	\$0	PRO POWER ONBOARD - 2KW	\$995
.AM/FM STEREO MP3/CLK	\$0	SNOW PLOW PREP PACKAGE	\$350
6.7L POWER STROKE V8 DIESEL	\$10995	HIGH CAPACITY TRAILER TOW PKG	\$580
10-SPEED AUTO TORQSHIFT	\$0	POWERSCOPE TRAILER TOW MIRROR	\$280
225/70R19.5G BSW MAX TRAC TIRE	\$215	PAYLOAD PLUS UPGRADE PACKAGE	\$1155
4.30 RATIO LIMITED SLIP AXLE	\$395	LOW DEFLECTION SPACER	\$110
CV LOT MANAGEMENT	\$0	REAR VIEW CAMERA & PREP KIT	\$515
FRONT LICENSE PLATE BRACKET	\$0	CONN PKG:1 YR INCL W/FORD APP	\$0
CARPET DELETE	\$0	SECURITY PACKAGE: 1 YR INCL	\$0
XLT VALUE PACKAGE	\$2155	FUEL CHARGE	\$0
.BACKGLASS DEFROST	\$0	PRICED DORA	\$0
.POWER ADJUSTABLE PEDALS	\$0	DESTINATION & DELIVERY	\$2795
.REMOTE START SYSTEM	\$0		
			MSRP
TOTAL BASE AND OPTIONS			\$86015
DISCOUNTS			NA
TOTAL			\$86015

Customer Name:
Customer Address:

Customer Email:
Customer Phone:



Summit Truck Bodies

Date: 05-04-2026 Rev: 0
 QUOTE IS VALID FOR 30 DAYS

Justin Horton
 (702) 509-3342 - Mobile
 justin.horton@summitbodies.com

To: Clinton Norton
 Murrieta Fire & Rescue
 , CA 92562
 (760) 468-4784

Again, I want to thank you for the opportunity to serve your needs. Feel free to contact me directly with any questions at (702) 509-3342

FITS TRUCK TYPE	SERVICE BODY TYPE	PAYMENT TERMS	STE / VIN
2026 Ford F550 XLT 4X4	Summit Series 7 132" Body	Due on Unit Completion	

QTY	DESCRIPTION	UNIT PRICE	LINE TOTAL
1	Summit 7 Series 11 Foot Body, Summit 6620 Hydraulic Telescopic Crane - Rated at 38,325 ft-lbs, Compressor VMAC Predatair 40, Summit Drawer Package. Installed On: Customer Supplied 2027 Ford F550 XL 4X4, Diesel, POWERSTROKE 6.7, TorqShift 10-Speed Automatic		

Please sign below or list PO number(s) to place order for this Equipment
 Accepted By: _____ Date _____
 Please e-mail to: justin.horton@summitbodies.com

TOTAL PRICE	
DELIV/HNDLG FEE	0.00
DELIVERY	0.00
TOTAL INVESTMENT	

All quoted prices are subject to change based on parts and materials increases as well as any unforeseen surcharges from our vendors to include transportation. This quote will be repriced if delivery exceeds 150 days from date of signed order.

***Price does not include any applicable taxes**

17327 S. Outer Rd. Belton, MO 64012
www.summitbodies.com

(702) 509-3342 - Mobile
 (866) 985-3100 - OFFICE

Body Construction as follows:

- 12ga Galvannealed Steel American Mill - 132" long
- 1/8" Aluminum Doors with Full Length Piano Style Hinges
- Automotive Style Weather Stripping Around all Compartment Doors
- Gas Strut Door Closers
- Compression Latches with Three Point Contact
- 22" Deep Side-packs
- Grab Handles Installed on Rear of Body
- 50" Wide Cargo Floor
- 6000# flush mount swivel D-rings installed in cargo area (three per side)
- 12" High Aluminum Tailgate

Driver Side:

- Side-pack - All Compartments 62" High

D1-D2 Combined: 58.5" Wide Compartment

- TDRSA-52T-30L-03-02-01-22R-03-02-01

D - 3: 43" Wide Compartment - Over Wheel Well

- Summit Aluminum Bolt Bin - 18 Bins on dry slides with 5 dividers per bin - 6 wide by 3 tall
- One(1) Adjustable Aluminum Shelf with Dividers

D - 4: 30.5" Wide Compartment

- Three(3) Adjustable Aluminum Shelves with Dividers

Passenger Side:

- Side-pack - 62" High First Compartment, Remainder of Compartments 50" High

P - 1: 36" Wide Compartment

- Three(3) Adjustable Aluminum Shelves with Dividers

P - 2: 22.5" Wide Compartment

- Three(3) Adjustable Aluminum Shelves with Dividers

P - 3: 43" Wide Compartment - Over Wheel Well

- Summit Aluminum Bolt Bin - 18 Bins on dry slides with 5 dividers per bin - 6 wide by 3 tall
- Two(2) Adjustable Aluminum Shelf with Dividers

P - 4: 30.5" Wide Compartment

- Crane Pedestal, Crane Controls, Body Control Panel, and Air Delivery Components including Air Reel Pay Out Door to Rear of Body

Electrical Features:

- 12v LED Light Fixture in Each Compartment with Switches Installed in Crane Pedestal Compartment
- Compartment Lights Automatically Turn On When Park Brake Is Set
- Magnetic Crane Pendant Storage Monitor
- 3000 Watt (Pure Sine) Inverter

- Shelf for 3000 Watt Inverter (Includes 115V GFCI Outlet)
- 115V GFCI Outlet in D4 Compartment

Additional Features:

- Rear Outrigger - Full Hydraulic (Hydraulic In/Out - Hydraulic Up/Down)
- 24" Tool Bumper with Door Each Side and Divider in Compartment - Standard Automotive Style 2 1/2" Receiver Hitch 10,000# Maximum
 - Grip Strut on Bumper Step
- Seven way RV style trailer plug
- Wilton 1780A Vise with Mount (Installed on DriverSide Rear Bumper)
- One(1) Hose Retainer (Shipped Loose)
- 12/24V Jump Start with 25' Booster Cable
 - Have 2 Connection Points one on the Passenger Side Front of Bumper and the other on Passenger Side Body behind P4 Compartment
- Two(2) Bolt-on J-Hooks (Shipped Loose)
- Twenty-two(22) Feet of E-Track Installed in Cargo Area
- One(1) Set of Aerosol Can Holders installed on Door (2 Holders Per Door)

Crane Summit 6620 Hydraulic Telescopic Crane - Rated at 38,325 ft. Lbs.

- Lift Capacity Rating: 6000# @ 5' - 3525# @ 11' - 2400# @ 16' - 1825# @ 21'
- Maximum Vertical Lift Height from Crane Base: 22'
- Maximum Horizontal Reach from Centerline of Crane: 20'-9"
- Winch Specification: Rope Diameter 3/8" - Line pull speed 60 ft/min
- Rotation: (worm gear) 400 degree Power - Boom Elevation: -5 to + 80 degrees - Traveling Block and Bearing Type Swivel Hook - Proportional Hydraulic System Control

Weather Proof Radio Control Crane Pendant with Horn Button:

- Dual Joystick Controls - Shock Resistant and Water Proof Casing - Battery Pack Powered by Four(4) AA Batteries - Backup Power Cord - Transmitter Fault Code Display - Weight of Load Pick Display on Remote - Engine Start / Stop Switch - Compressor On / Off Switch - Adjustable Time Out Feature and Accelerometer

Advanced Safety Electronics:

- Improves Operator Awareness Reducing Risk
- Displays LMI - Load Management Indication
- Promotes Safety By Encouraging Outrigger Deployment
- Increases ROI By Protecting Asset
- Limits Crane Functionality In Unsafe Operating Conditions
- Displays Warning Indicators (Oil Temp, Leveling Condition, Etc.)
- Bright / Easy to Use Control Panel Navigation
- Touch Pad Controls
- Engine Start / Stop
- PTO Engagement
- Air Compressor ON / OFF

- Auto Stow Crane Feature
- Optional Novice Mode
- Self-Diagnostic Checks During Boot-Up & Operation
- Hour Meter Display
- Military Grade Switches - Made in USA
- Reduces Wiring & Provides Multiple Auxiliary Ports
- Satellite Control Panel Mounted In Chassis Cab

Hydraulics:

- Open Center Fixed Displacement Gear Pump Direct Mounted to Transmission PTO
- Body Mounted 26 Gallon Hydraulic Reservoir

Air Compressor and Accessories:

- Compressor VMAC Predatair 40 - Direct drive, oil-injected rotary screw, 100% duty cycle - 25-40 CFM at 150 PSI
- Hannay 1/2" x 50' HD spring rewind hose reel equipped with 50' of 250 psi rated air hose, terminated w/ 1/2" male NPT hose end
- 1/2" Filter/Lubricator/Regulator installed in compartment w/ air reel
- Air Reel Payout Door, Rear of Crane Pedestal Compartment
- ASME Underbody Approximately 15 Gallon UM Receiver Tank - Mechanical air tank moisture drain

Welder and Welder Accessories:

- Welder Riser (Welder Not Included)

Paint and Placards:

- Paint BodyFord Race Red
- Epoxy Primer Seal for Adhesion
- Rubberized Undercoat Applied to Underside of Body
- Safety Placards and Decals
- Parts and Operations Manuals for All Furnished Equipment

Bed-Liner Applied To:

- Cargo Area
- Bumper Top and Step
- Lower Edge of Side-packs (Full Length)
- Front of Side-packs (Full Length)
- Rear of Side-packs (Full Length)
- Top of Side-packs (Full Length)
- Wheel Wells



ADVANCED SAFETY ELECTRONICS

CRANE CONTROL SYSTEM

Summit's innovative crane and body safety control system brings job site safety and performance to a higher level.



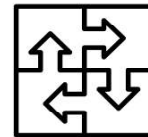
EASY TO USE

Easy to use push button control panels and wireless remote with joysticks.



INNOVATIVE

Industry-leading control system with digital & graphic displays screen and plain text.



FULLY INTEGRATED

Operate and monitor crane, outriggers, PTO, engine, air compressor & lights.



INCREASE SAFETY


Built in protection features and real-time data help ensure safety of people and assets.



INCREASE PRODUCTIVITY

Conveniently provides data to help technicians make quick informed decisions





PHASE 4 UPDATES

The new mount for the main control panel gives you easier access to install updates and troubleshoot.

More robust switches and sensors

Outrigger functionality from your wireless remote transmitter

ADVANCED SAFETY ELECTRONICS

CRANE CONTROL SYSTEM

The industry's most comprehensive crane control system just got better with enhanced capabilities and durability.

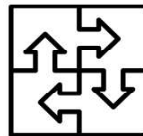
- Operate and monitor the crane, outriggers, engine, PTO, AC, hydraulics, and lights
- Incorporate telematics data into your fleet management solution
- Prevents crane functionality under unsafe operating conditions
- Displays real-time load moment indicator (LMI) data on the main panel and remote control.
- Displays alert in plain text, e.g., oil temp, outriggers not deployed, crane overload, pendant not stowed, etc.
- Self-diagnostic checks upon start-up and during operation
- Systems controls made in America with military-grade switches, solid-state componentry, and IP66 water & dustproof
- J1939 Protocol-based communication
- ASE is standard on all hydraulic crane service trucks
- Increase OSHA Dart Rate and ROI



EASY TO USE



INNOVATIVE



FULLY INTEGRATED



SAFETY



PRODUCTIVITY



SUMMIT

07/14/21 CRANE 07:16:AM

BOOM UP BOOM DOWN

BOOM CW BOOM CCW

WINCH UP WINCH DOWN

BOOM IN BOOM OUT

HOME AUTO STOW

ASE
ADVANCED SAFETY ELECTRONICS SYSTEM PHASE 3

- Easy to read digital graphics display panel
- Simple push-button operation
- Auto -deploy outriggers and stabilizers and level truck.
- Real-time LMI data.
 - Load weight and current capacity
 - % of max capacity
 - Radius
 - Boom Angle

ADVANCED SAFETY ELECTRONICS

CRANE CONTROL SYSTEM

Our crane and body control system improves efficiency and reduces the risks related to crane operation.

MAIN CONTROL PANEL

- Easy to use and read push-button display panel
- Digital graphic display of LMI data
- Start/stop the truck engine
- Engage PTO
- Engage air compressor
- Auto-deploy/stow outriggers
- Auto-stow crane
- PTO hour meter display
- Auto decreases crane rotate speed when heavy loads are detected
- Control all body lights
- Novice mode setting; often used as a training feature
- Five auxiliary functions available
- Perimeter fence functionality

- Access to historical time and date stamped alerts and events
- Man-bucket operation mode
- Alerts displayed at the top of the monitor include warnings, faults, and successful completion of tasks.

CAB CONTROL PANEL

- Audible & visual alerts
- Operate Lights
- Operate PTO

**TAKE THE GUESSWORK
OUT OF SAFE CRANE
OPERATION WITH
ASE PHASE 4**



- Fully proportional joysticks give you precision crane control
- Auto deploy outriggers and level truck
- Communicates real-time data.
 - Load weight and current capacity
 - % of max capacity
 - Radius
 - Boom Angle

Summit's ASE Phase 4 release gives you the ability to deploy outriggers and stabilizers & level your truck from the remote.

CRANE REMOTE CONTROL

- Start/stop the truck engine
- Start/stop the compressor & increase high idle
- Turn on/off crane lights
- Programmable auxiliary switch
- Drop Protection: Crane controls deactivate when a fall is detected.
- The time-out feature deactivates controls when not in use for a period of time that you designate.
- The E-stop button deactivates all controls.
- Robust Magnet
- Tether Cable
- Rumble pack activated when approaching max capacity
- Standard on all hydraulic cranes.

- Alerts displayed at the top of the monitor include warnings, faults, and successful completion of tasks.
- Battery life indicator
- Diagnostics
- The lightweight, durable design
- Battery-powered: 4 AA alkaline batteries
- Three handling options; pistol grip, belt clip, and shoulder harness.

**WE GIVE YOU MORE
INFORMATION AND
FUNCTIONALITY AT YOUR
FINGERTIPS.**



Summit Warranty

- Body Structure 5 year limited
 - Paint 5 year PPG warranty
 - Crane Structure 5 year limited
 - Crane remote 1 year
 - ASE Control Panel and Components 1 year
 - Summit Drawer Pack(s) Limited lifetime
 - Hydraulic System 1 year
- Includes PTO, Pump, Hoses, Valves Etc.

Misc. Parts 12 months
 Individual components or options will carry their own manufacturer's warranty
 All warranties are subject to terms and conditions

Please see full warranty disclosures
 Summit Warranty Contact Information
 866-985-3100

Parts and Service EXT 7726

NOTE:

IN THE INTEREST OF CONTINUING PRODUCT IMPROVEMENT DIMENSIONS AND EQUIPMENT POSITION SUBJECT TO CHANGE. Summit makes adjustments to the chassis suspension to keep it level. It is the customer's responsibility to make final adjustments after the truck is loaded. Any additional suspension modifications needed are the sole responsibility of the end user.





Summit's truck mounted service cranes are designed to meet the demands of today's heavy equipment service industry. Whether deep in a mine or out on a construction site, our heavy duty cranes have a proven track record for dependability. Through strength, reliability and safety, Summit Cranes get the job done.

6620 CRANE SPECIFICATIONS

Max. Lifting Capacity	6,000 lb. (2700 kg)
Crane Rating	38,000 ft-lb. (51.5 kN-m)
Horizontal Lifting Radius (ret)	10' 9" (3.35 m) from CL of Crane
Boom Extension	1st Stage Hydraulic 60" (152.4 cm) 2nd Stage Hydraulic 60" (152.4 cm)
Max. Horizontal Reach (ext)	20' 9" (6.32 m) from CL of Crane
Boom Elevation	-5° to 75°
Stowed Height (Crane only)	40" (101.6 cm)
Rotation (worm gear)	400° Power
WINCH SPECIFICATIONS	
Rope Diameter	3/8" (0.95 cm)
Max. Winch Line Pull Speed	60 ft/min (18.2 m/min)
Max. Single Part Line	3,000 lb. (1361 kg)
Max. Double Part Line	6,000 lb. (2720 kg)
Lifting Capacities	6,000 lb. @ 6' (2700 kg @ 1.83 m) 4,200 lb. @ 9' (1900 kg @ 2.75 m) 3,150 lb. @ 12' (1231 kg @ 4.3 m) 2,500 lb. @ 15' (1100 kg @ 4.7 m) 2,100 lb. @ 18' (950 kg @ 5.5 m) 1,900 lb. @ 20' (850 kg @ 6.1 m)
Mounting Space Req'd	21" x 25" (53.3 cm x 63.5 cm)
Approx. Weight	1,750 lb. (794 kg)
Controls	Wireless Control System Standard
Power Supply Req'd	PTO & Pump 8 gpm (30.2 lpm) @ 2800 psi All-in-one power unit

ADVANCED SAFETY ELECTRONICS

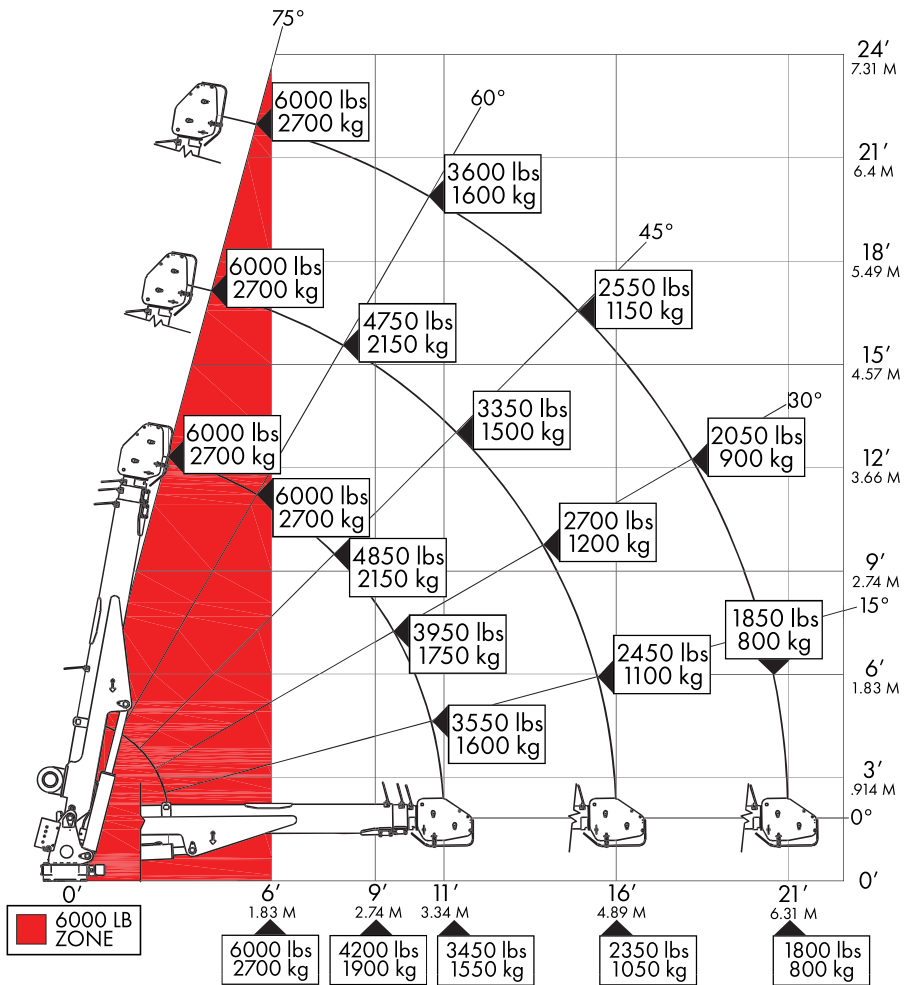
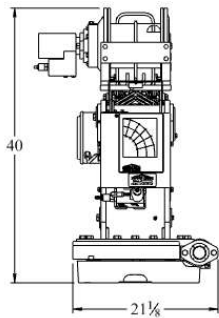
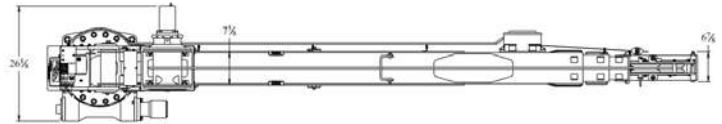
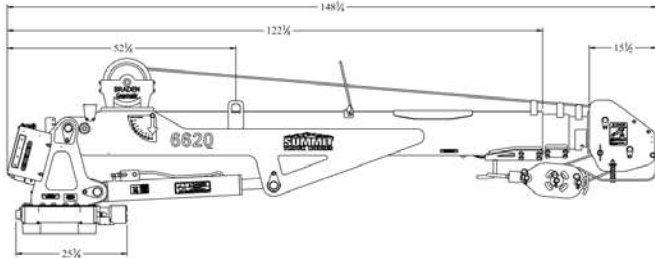


- Increase OSHA Dart Rate and ROI
- Operate and monitor the crane, outriggers, engine, PTO, air compressor, hydraulics, and lights
- Three control points: main control in rear compartment, cab control panel, and wireless remote control
- Prevents crane functionality under unsafe operating conditions
- Digital displays of real-time load moment indicator (LMI) data on the main panel and remote control
- Displays alert in plain text, e.g., oil temp, outriggers not deployed, crane overload, pendant not stowed, etc.
- Self-diagnostic checks upon start-up and during operation
- Systems control made in America with military-grade switches & solid-state componentry. Dust-tight and waterproof
- Incorporate telematics data into your fleet management solution
- ASE is standard on all hydraulic crane service trucks



SCAN TO LEARN MORE ABOUT ASE





HYDRAULIC CRANE FEATURES

- Boom mounted winch
- 400° Rotation
- Overload Protection
- Auto release hook stow
- PPG powder coated boom
- ANSI B30.5 and OSHA 1910.180
- ASE Phase 4 control system standard
- Phase 1 control system standard for ship-out cranes.

WEIGHT OF LOAD HANDLING DEVICES ARE PART OF THE LOAD LIFTED AND MUST BE DEDUCTED FROM THE CAPACITY. MAXIMUM 1- PART LINE CAPACITY IS 3000lbs (1361kg), FOR GREATER LOADS, USE 2- PART LINE.

