

MONTHLY ACCOUNT STATEMENT

Murrieta Consolidated | Account # | As of May 31, 2024

CHANDLER ASSET MANAGEMENT | chandlerasset.com

Chandler Team:

For questions about your account, please call (800) 317-4747,
or contact clientservice@chandlerasset.com

Custodian:

US Bank

PORTFOLIO SUMMARY



Murrieta Consolidated | Account # | As of May 31, 2024

Portfolio Characteristics

Average Modified Duration	1.69
Average Coupon	2.91%
Average Purchase YTM	3.64%
Average Market YTM	5.01%
Average Quality	AA+
Average Final Maturity	1.91
Average Life	1.83

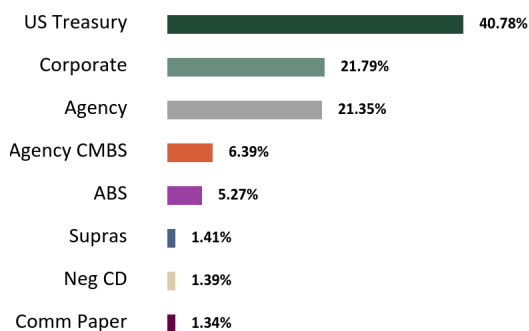
Account Summary

	Beg. Values as of 05/01/2024	End Values as of 05/31/2024
Market Value	143,126,839.02	144,157,181.82
Accrued Interest	988,860.04	1,009,134.63
Total Market Value	144,115,699.07	145,166,316.45
Income Earned	494,062.48	354,933.00
Cont/WD	0.00	0.00
Par	147,235,462.85	147,704,597.31
Book Value	145,035,483.01	145,448,438.79
Cost Value	145,035,483.01	145,448,438.79

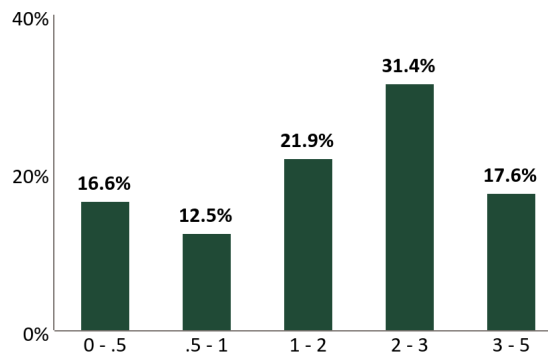
Top Issuers

United States	40.78%
Federal Home Loan Banks	12.57%
Farm Credit System	8.78%
FHLMC	6.39%
Toyota Motor Corporation	2.13%
Royal Bank of Canada	1.53%
COÖPERATIEVE RABOBANK U.A., NEW YORK	1.39%
Caterpillar Inc.	1.26%

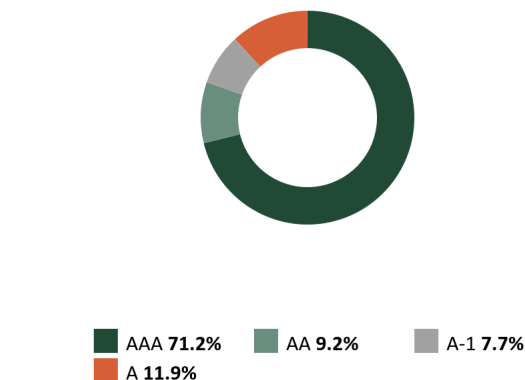
Sector Allocation



Maturity Distribution



Credit Quality



*See Footnote

The credit quality is a weighted average calculation of the highest of S&P, Moody's' and Fitch

Execution Time: 06/04/2024 07:37:59 PM

Chandler Asset Management | info@chandlerasset.com | www.chandlerasset.com | 800.317.4747

STATEMENT OF COMPLIANCE



Murrieta Consolidated | Account # | As of May 31, 2024

Rules Name	Limit	Actual	Compliance Status	Notes
AGENCY MORTGAGE SECURITIES (CMOS)				
Max % (MV)	20.0	0.0	Compliant	
Max % Issuer (MV)	30.0	0.0	Compliant	
Max Maturity (Years)	5.0	0.0	Compliant	
ASSET-BACKED SECURITIES (ABS)				
Max % (MV)	20.0	5.2	Compliant	
Max % Issuer (MV)	5.0	1.1	Compliant	
Max Maturity (Years)	5	4	Compliant	
Min Rating (AA- by 1)	0.0	0.0	Compliant	
BANKERS' ACCEPTANCES				
Max % (MV)	30.0	0.0	Compliant	
Max % Issuer (MV)	5.0	0.0	Compliant	
Max Maturity (Days)	180	0.0	Compliant	
Min Rating (A-1 by 1 or A- by 1)	0.0	0.0	Compliant	
CERTIFICATE OF DEPOSIT PLACEMENT SERVICE (CDARS)				
Max % (MV)	30.0	0.0	Compliant	
Max Maturity (Years)	5.0	0.0	Compliant	
COLLATERALIZED TIME DEPOSITS (NON-NEGOTIABLE CD/TD)				
Max % (MV)	20.0	0.0	Compliant	
Max % Issuer (MV)	5.0	0.0	Compliant	
Max Maturity (Years)	5.0	0.0	Compliant	
COMMERCIAL PAPER				
Max % (MV)	40.0	1.3	Compliant	
Max % Issuer (MV)	5.0	1.3	Compliant	
Max Maturity (Days)	270	245	Compliant	
Min Rating (A-1 by 1 or A- by 1)	0.0	0.0	Compliant	
CORPORATE MEDIUM TERM NOTES				
Max % (MV)	30.0	21.9	Compliant	
Max % Issuer (MV)	5.0	1.5	Compliant	
Max Maturity (Years)	5	3	Compliant	
Min Rating (A- by 1)	0.0	0.0	Compliant	
FDIC INSURED TIME DEPOSITS (NON-NEGOTIABLE CD/ TD)				

STATEMENT OF COMPLIANCE



Murrieta Consolidated | Account # | As of May 31, 2024

Rules Name	Limit	Actual	Compliance Status	Notes
Max % (MV)	20.0	0.0	Compliant	
Max Maturity (Years)	5	0.0	Compliant	
FEDERAL AGENCIES				
Max % (MV)	100.0	21.4	Compliant	
Max % Issuer (MV)	30.0	12.6	Compliant	
Max Callables (MV)	20.0	0.0	Compliant	
Max Maturity (Years)	5	4	Compliant	
LOCAL AGENCY INVESTMENT FUND (LAIF)				
Max Concentration (MV)	75.0	0.0	Compliant	
MONEY MARKET MUTUAL FUNDS				
Max % (MV)	20.0	0.3	Compliant	
Max % Issuer (MV)	10.0	0.3	Compliant	
Min Rating (AAA by 2)	0.0	0.0	Compliant	
MUNICIPAL SECURITIES (CA, LOCAL AGENCY)				
Max % (MV)	30.0	0.0	Compliant	
Max % Issuer (MV)	5.0	0.0	Compliant	
Max Maturity (Years)	5	0.0	Compliant	
Min Rating (A- by 1)	0.0	0.0	Compliant	
MUTUAL FUNDS				
Max % (MV)	20.0	0.0	Compliant	
Max % Issuer (MV)	10.0	0.0	Compliant	
Min Rating (AAA by 2)	0.0	0.0	Compliant	
NEGOTIABLE CERTIFICATES OF DEPOSIT (NCD)				
Max % (MV)	30.0	1.4	Compliant	
Max % Issuer (MV)	5.0	1.4	Compliant	
Max Maturity (Years)	5	0.0	Compliant	
Min Rating (A-1 by 1 or A- by 1 if > FDIC Limit)	0.0	0.0	Compliant	
REPURCHASE AGREEMENTS				
Max % (MV)	20.0	0.0	Compliant	
Max Maturity (Years)	1.0	0.0	Compliant	
SUPRANATIONAL OBLIGATIONS				
Max % (MV)	30.0	1.4	Compliant	
Max % Issuer (MV)	10.0	1.1	Compliant	
Max Maturity (Years)	5	4	Compliant	

STATEMENT OF COMPLIANCE



Murrieta Consolidated | Account # | As of May 31, 2024

Rules Name	Limit	Actual	Compliance Status	Notes
Min Rating (AA- by 1)	0.0	0.0	Compliant	
U.S. TREASURIES				
Max % (MV)	100.0	40.6	Compliant	
Max Maturity (Years)	5	4	Compliant	

RECONCILIATION SUMMARY



Murrieta Consolidated | Account # | As of May 31, 2024

Maturities / Calls

Month to Date	(4,885,000.00)
Fiscal Year to Date	(25,970,000.00)

Principal Paydowns

Month to Date	(232,649.62)
Fiscal Year to Date	(1,637,392.03)

Purchases

Month to Date	8,972,021.76
Fiscal Year to Date	50,712,646.46

Sales

Month to Date	(3,520,073.73)
Fiscal Year to Date	(21,608,499.33)

Interest Received

Month to Date	340,561.19
Fiscal Year to Date	1,565,764.81

Purchased / Sold Interest

Month to Date	(5,902.78)
Fiscal Year to Date	(67,226.71)

Accrual Activity Summary

	Month to Date	Fiscal Year to Date (01/01/2024)
Beginning Book Value	145,035,483.01	143,961,028.08
Maturities/Calls	(4,885,000.00)	(25,970,000.00)
Principal Paydowns	(232,649.62)	(1,637,392.03)
Purchases	8,972,021.76	50,712,646.46
Sales	(3,520,073.73)	(21,608,499.33)
Change in Cash, Payables, Receivables	205.71	(67,825.60)
Amortization/Accretion	0.00	0.00
Realized Gain (Loss)	78,451.67	58,481.22
Ending Book Value	145,448,438.79	145,448,438.79

Fair Market Activity Summary

	Month to Date	Fiscal Year to Date (01/01/2024)
Beginning Market Value	143,126,839.02	142,893,927.50
Maturities/Calls	(4,885,000.00)	(25,970,000.00)
Principal Paydowns	(232,649.62)	(1,637,392.03)
Purchases	8,972,021.76	50,712,646.46
Sales	(3,520,073.73)	(21,608,499.33)
Change in Cash, Payables, Receivables	205.71	(67,825.60)
Amortization/Accretion	0.00	0.00
Change in Net Unrealized Gain (Loss)	617,387.01	(224,156.39)
Realized Gain (Loss)	78,451.67	58,481.22
Ending Market Value	144,157,181.82	144,157,181.82

HOLDINGS REPORT



Murrieta Consolidated | Account # | As of May 31, 2024

Cusip	Security Description	Par Value/ Units	Purchase Date Purchase Yield	Cost Value Book Value	Mkt Price Mkt YTM	Market Value Accrued Int.	% of Port. Gain/Loss	Moody's/ S&P Fitch	Maturity Duration
ABS									
43813GAC5	HAROT 2021-1 A3 0.27 04/21/2025	503.19	02/17/2021 0.27%	503.18 503.18	99.69 5.61%	501.64 0.04	0.00% (1.54)	Aaa/NA AAA	0.89 0.06
89240BAC2	TAOT 2021-A A3 0.26 05/15/2025	7,311.23	02/02/2021 0.26%	7,309.87 7,309.87	99.95 1.42%	7,307.65 0.84	0.01% (2.23)	Aaa/NA AAA	0.96 0.04
02582JIT8	AMXCA 2022-2 A 05/17/2027	905,000.00	05/17/2022 3.40%	904,799.81 904,799.81	98.05 5.54%	887,308.16 1,363.53	0.62% (17,491.66)	NA/AAA AAA	0.96 0.92
44933LAC7	HART 2021-A A3 0.38 09/15/2025	31,428.43	04/20/2021 0.38%	31,425.12 31,425.12	99.60 5.44%	31,303.80 5.31	0.02% (121.33)	NA/AAA AAA	1.29 0.08
47788UAC6	JDOT 2021 A3 0.36 09/15/2025	40,879.43	03/02/2021 0.36%	40,871.57 40,871.57	99.19 5.80%	40,548.81 6.54	0.03% (322.76)	Aaa/NA AAA	1.29 0.15
05593AAC3	BMWLT 2023-1 A3 5.16 11/25/2025	153,772.69	02/07/2023 5.16%	153,769.03 153,769.03	99.79 5.71%	153,449.27 132.24	0.11% (319.75)	Aaa/AAA NA	1.49 0.40
44934KAC8	HART 2021-B A3 0.38 01/15/2026	199,864.99	07/20/2021 0.38%	199,820.88 199,820.88	98.92 5.47%	197,706.63 33.76	0.14% (2,114.25)	NA/AAA AAA	1.63 0.21
43815GAC3	HAROT 2021-4 A3 0.88 01/21/2026	147,315.04	11/16/2021 0.89%	147,283.99 147,283.99	97.83 5.79%	144,122.98 36.01	0.10% (3,161.01)	Aaa/NA AAA	1.64 0.44
47789QAC4	JDOT 2021-B A3 0.52 03/16/2026	138,749.59	07/13/2021 0.52%	138,737.21 138,737.21	97.95 5.63%	135,902.03 32.07	0.09% (2,835.18)	Aaa/NA AAA	1.79 0.40
43815PAC3	HAROT 2022-2 A3 3.73 07/20/2026	350,281.80	08/15/2022 3.73%	350,260.93 350,260.93	98.77 5.61%	345,961.00 471.81	0.24% (4,299.92)	NA/AAA AAA	2.14 0.66
05602RAD3	BMWOT 2022-A A3 3.21 08/25/2026	237,725.93	05/10/2022 3.21%	237,713.57 237,713.57	98.46 5.96%	234,056.35 127.18	0.16% (3,657.22)	Aaa/AAA NA	2.24 0.56
47787JAC2	JDOT 2022 A3 0.36 09/15/2026	243,078.79	03/10/2022 2.33%	243,025.02 243,025.02	98.11 5.86%	238,481.85 250.64	0.17% (4,543.17)	Aaa/NA AAA	2.29 0.53
362554AC1	GMCAR 2021-4 A3 0.68 09/16/2026	123,069.88	10/13/2021 0.68%	123,066.75 123,066.75	97.48 5.84%	119,963.55 34.87	0.08% (3,103.20)	Aaa/AAA NA	2.30 0.49
380146AC4	GMCAR 2022-1 A3 1.26 11/16/2026	126,108.51	01/11/2022 1.26%	126,097.55 126,097.55	97.84 5.32%	123,378.49 66.21	0.09% (2,719.07)	NA/AAA AAA	2.46 0.53
379929AD4	GMALT 2023-3 A3 5.38 11/20/2026	280,000.00	08/08/2023 5.38%	279,966.43 279,966.43	99.89 5.52%	279,684.61 460.29	0.19% (281.82)	NA/AAA AAA	2.47 1.18
36269FAD8	GMALT 2024-1 A3 5.09 03/22/2027	455,000.00	02/08/2024 5.09%	454,943.13 454,943.13	99.49 5.45%	452,665.90 707.65	0.31% (2,277.23)	NA/AAA AAA	2.81 1.63
36265WAD5	GMCAR 2022-3 A3 3.64 04/16/2027	320,000.00	07/06/2022 3.64%	319,997.79 319,997.79	98.61 5.70%	315,562.62 485.33	0.22% (4,435.17)	Aaa/NA AAA	2.88 0.67

HOLDINGS REPORT



Murrieta Consolidated | Account # | As of May 31, 2024

Cusip	Security Description	Par Value/ Units	Purchase Date Purchase Yield	Cost Value Book Value	Mkt Price Mkt YTM	Market Value Accrued Int.	% of Port. Gain/Loss	Moody's/ S&P Fitch	Maturity Duration
58770JAD6	MBALT 2024-A A3 5.32 01/18/2028	350,000.00	05/17/2024 5.32%	349,959.05 349,959.05	99.98 5.38%	349,916.49 413.78	0.24% (42.56)	Aaa/NA AAA	3.64 2.07
437918AC9	HAROT 2024-1 A3 5.21 08/15/2028	1,250,000.00	02/13/2024 5.21%	1,249,945.63 1,249,945.63	99.88 5.32%	1,248,553.13 2,894.44	0.87% (1,392.51)	Aaa/AAA NA	4.21 1.87
161571HT4	CHAIT 2023-1 A 5.16 09/15/2028	1,320,000.00	09/07/2023 5.17%	1,319,634.10 1,319,634.10	99.84 5.29%	1,317,838.24 3,027.20	0.91% (1,795.86)	NR/AAA AAA	4.29 2.11
47800RAD5	JDOT 2024 A3 4.96 11/15/2028	335,000.00	03/11/2024 4.96%	334,981.24 334,981.24	99.35 5.33%	332,809.60 738.49	0.23% (2,171.64)	Aaa/NA AAA	4.46 2.01
02582JKH2	AMXCA 2024-1 A 5.23 04/16/2029	640,000.00	04/16/2024 5.23%	639,868.80 639,868.80	100.48 5.10%	643,041.41 1,487.64	0.45% 3,172.61	NA/AAA AAA	4.88 2.60
Total ABS		7,655,089.50	4.22%	7,653,980.65	99.29 5.44%	7,600,064.18 12,775.88	5.27% (53,916.47)	Aaa/AAA AAA	3.16 1.46

AGENCY									
3130A1XJ2	FEDERAL HOME LOAN BANKS 2.875 06/14/2024	2,000,000.00	09/13/2019 1.76%	2,101,140.00 2,101,140.00	99.92 4.96%	1,998,445.12 26,673.61	1.39% (102,694.88)	Aaa/AA+ AA+	0.04 0.04
3130AQF40	FEDERAL HOME LOAN BANKS 1.0 12/20/2024	1,400,000.00	12/21/2021 1.03%	1,398,768.00 1,398,768.00	97.73 5.22%	1,368,219.94 6,261.11	0.95% (30,548.06)	Aaa/AA+ AA+	0.56 0.54
3133ENKS8	FEDERAL FARM CREDIT BANKS FUNDING CORP 1.125 01/06/2025	755,000.00	01/06/2022 1.20%	753,301.25 753,301.25	97.62 5.22%	737,022.85 3,421.09	0.51% (16,278.40)	Aaa/AA+ AA+	0.60 0.58
3133ENPG9	FEDERAL FARM CREDIT BANKS FUNDING CORP 1.75 02/14/2025	1,200,000.00	02/25/2022 1.82%	1,197,456.00 1,197,456.00	97.65 5.19%	1,171,833.17 6,241.67	0.81% (25,622.83)	Aaa/AA+ AA+	0.71 0.68
3133EPW68	FEDERAL FARM CREDIT BANKS FUNDING CORP 4.125 01/22/2026	1,400,000.00	01/24/2024 4.40%	1,392,860.00 1,392,860.00	98.60 5.02%	1,380,430.46 20,693.75	0.96% (12,429.54)	Aaa/AA+ AA+	1.65 1.54
3133ERDZ1	FEDERAL FARM CREDIT BANKS FUNDING CORP 4.75 05/08/2026	1,000,000.00	05/20/2024 4.87%	997,690.00 997,690.00	99.66 4.93%	996,601.62 3,034.72	0.69% (1,088.38)	Aaa/AA+ AA+	1.94 1.82
3130AWLZ1	FEDERAL HOME LOAN BANKS 4.75 06/12/2026	2,000,000.00	08/16/2023 4.78%	1,998,620.00 1,998,620.00	99.82 4.84%	1,996,337.74 44,597.22	1.38% (2,282.26)	Aaa/AA+ AA+	2.03 1.87
3133EPZY4	FEDERAL FARM CREDIT BANKS FUNDING CORP 5.0 07/30/2026	2,000,000.00	11/09/2023 4.85%	2,007,480.00 2,007,480.00	100.26 4.87%	2,005,116.70 33,611.11	1.39% (2,363.30)	Aaa/AA+ AA+	2.16 2.00
3133EPSW6	FEDERAL FARM CREDIT BANKS FUNDING CORP 4.5 08/14/2026	2,405,000.00	08/09/2023 4.58%	2,399,468.50 2,399,468.50	99.36 4.81%	2,389,661.32 32,166.88	1.66% (9,807.18)	Aaa/AA+ AA+	2.21 2.05
3130AWTQ3	FEDERAL HOME LOAN BANKS 4.625 09/11/2026	4,500,000.00	-- 4.81%	4,476,030.00 4,476,030.00	99.65 4.78%	4,484,388.20 46,250.00	3.11% 8,358.20	Aaa/AA+ AA+	2.28 2.12

HOLDINGS REPORT



Murrieta Consolidated | Account # | As of May 31, 2024

Cusip	Security Description	Par Value/ Units	Purchase Date Purchase Yield	Cost Value Book Value	Mkt Price Mkt YTM	Market Value Accrued Int.	% of Port. Gain/Loss	Moody's/ S&P Fitch	Maturity Duration
3130AXU63	FEDERAL HOME LOAN BANKS 4.625 11/17/2026	1,750,000.00	11/30/2023 4.53%	1,754,427.50 1,754,427.50	99.82 4.70%	1,746,866.40 3,147.57	1.21% (7,561.10)	Aaa/AA+ AA+	2.47 2.30
3130AYPNO	FEDERAL HOME LOAN BANKS 4.125 01/15/2027	2,000,000.00	01/30/2024 4.21%	1,995,560.00 1,995,560.00	98.67 4.67%	1,973,438.46 27,958.33	1.37% (22,121.54)	Aaa/AA+ AA+	2.63 2.42
3133EP6K6	FEDERAL FARM CREDIT BANKS FUNDING CORP 4.5 03/26/2027	1,000,000.00	04/08/2024 4.66%	995,520.00 995,520.00	99.37 4.74%	993,692.80 8,125.00	0.69% (1,827.20)	Aaa/AA+ AA+	2.82 2.60
3130B0TY5	FEDERAL HOME LOAN BANKS 4.75 04/09/2027	1,500,000.00	04/10/2024 4.84%	1,496,115.00 1,496,115.00	100.13 4.70%	1,502,020.38 9,895.83	1.04% 5,905.38	Aaa/AA+ AA+	2.86 2.63
3133ERFJ5	FEDERAL FARM CREDIT BANKS FUNDING CORP 4.5 05/20/2027	1,000,000.00	05/20/2024 4.69%	994,830.00 994,830.00	99.35 4.74%	993,462.59 1,375.00	0.69% (1,367.41)	Aaa/AA+ AA+	2.97 2.74
3130AVVX7	FEDERAL HOME LOAN BANKS 3.75 06/09/2028	1,120,000.00	06/07/2023 4.00%	1,107,243.20 1,107,243.20	97.25 4.51%	1,089,156.66 20,066.67	0.76% (18,086.54)	Aaa/AA+ AA+	4.02 3.62
3130AWC24	FEDERAL HOME LOAN BANKS 4.0 06/09/2028	2,000,000.00	07/06/2023 4.49%	1,956,940.00 1,956,940.00	98.16 4.51%	1,963,113.32 38,222.22	1.36% 6,173.32	Aaa/AA+ AA+	4.02 3.60
3133EPWK7	FEDERAL FARM CREDIT BANKS FUNDING CORP 4.5 09/22/2028	2,000,000.00	10/12/2023 4.71%	1,981,460.00 1,981,460.00	99.67 4.58%	1,993,395.26 17,250.00	1.38% 11,935.26	Aaa/AA+ AA+	4.31 3.84
Total Agency		31,030,000.00	4.09%	31,004,909.45	99.21 4.81%	30,783,202.99 348,991.79	21.35% (221,706.47)	Aaa/AA+ AA+	2.29 2.11

AGENCY CMBS									
3137BM7C4	FHMS K-051 A2 3.308 09/25/2025	1,223,000.00	06/23/2022 3.30%	1,220,420.23 1,220,420.23	97.49 5.36%	1,192,357.25 3,371.40	0.83% (28,062.98)	Aaa/AA+ AAA	1.32 1.13
3137BSP72	FHMS K-058 A2 2.653 08/25/2026	2,000,000.00	02/09/2023 4.27%	1,890,546.88 1,890,546.88	94.82 5.12%	1,896,326.40 4,421.67	1.32% 5,779.52	Aaa/AA+ AAA	2.24 2.08
3137BTUM1	FHMS K-061 A2 3.347 11/25/2026	889,845.82	09/22/2022 4.23%	857,901.75 857,901.75	95.72 5.24%	851,777.68 2,481.93	0.59% (6,124.07)	Aaa/AA+ AAA	2.49 2.20
3137BVZ82	FHMS K-063 A2 3.43 01/25/2027	862,000.00	-- 4.03%	839,600.51 839,600.51	96.03 5.07%	827,816.79 2,463.88	0.57% (11,783.72)	Aaa/AA+ AAA	2.65 2.34
3137F1G44	FHMS K-065 A2 3.243 04/25/2027	1,000,000.00	09/19/2022 4.02%	965,468.75 965,468.75	95.23 5.03%	952,339.90 2,702.50	0.66% (13,128.85)	Aaa/AA+ AAA	2.90 2.62
3137FBU79	FHMS K-069 A2 3.187 09/25/2027	1,250,000.00	05/18/2023 4.13%	1,200,732.43 1,200,732.43	94.66 4.97%	1,183,199.13 3,319.79	0.82% (17,533.31)	Aaa/AAA AA+	3.32 2.96
3137F4X72	FHMS K-075 A2 3.65 02/25/2028	1,165,000.00	09/14/2023 4.83%	1,107,478.13 1,107,478.13	95.49 4.96%	1,112,488.67 3,543.54	0.77% 5,010.54	Aaa/AA+ AAA	3.74 3.37
3137FJEH8	FHMS K-081 A2 3.9 08/25/2028	1,250,000.00	05/28/2024 4.94%	1,197,265.63 1,197,265.63	96.03 4.93%	1,200,353.50 4,062.50	0.83% 3,087.87	Aaa/AA+ AAA	4.24 3.78

HOLDINGS REPORT



Murrieta Consolidated | Account # | As of May 31, 2024

Cusip	Security Description	Par Value/ Units	Purchase Date Purchase Yield	Cost Value Book Value	Mkt Price Mkt YTM	Market Value Accrued Int.	% of Port. Gain/Loss	Moody's/ S&P Fitch	Maturity Duration
Total Agency CMBS		9,639,845.82	4.23%	9,279,414.31 9,279,414.31	95.62 5.08%	9,216,659.31 26,367.22	6.39% (62,755.00)	Aaa/AA+ AAA	2.83 2.54
CASH									
CCYUSD	Receivable	824.66	-- 0.00%	824.66 824.66	1.00 0.00%	824.66 0.00	0.00% 0.00	Aaa/AAA AAA	0.00 0.00
CCYUSD	Receivable	5,885.66	-- 0.00%	5,885.66 5,885.66	1.00 0.00%	5,885.66 0.00	0.00% 0.00	Aaa/AAA AAA	0.00 0.00
Total Cash		6,710.32	0.00%	6,710.32 6,710.32	1.00 0.00%	6,710.32 0.00	0.00% 0.00	Aaa/AAA AAA	0.00 0.00
COMMERCIAL PAPER									
89233GNX0	Toyota Motor Credit Corporation 01/31/2025	2,000,000.00	05/21/2024 5.42%	1,925,625.00 1,925,625.00	96.45 5.42%	1,928,914.00 0.00	1.34% 3,289.00	P-1/A-1+ F1	0.67 0.66
Total Commercial Paper		2,000,000.00	05/21/2024 5.42%	1,925,625.00 1,925,625.00	96.45 5.42%	1,928,914.00 0.00	1.34% 3,289.00	P-1/A-1+ F1	0.67 0.66
CORPORATE									
24422EVQ9	JOHN DEERE CAPITAL CORP 0.45 06/07/2024	760,000.00	06/07/2021 0.49%	759,050.00 759,050.00	99.89 6.83%	759,190.39 1,653.00	0.53% 140.39	A1/A A+	0.02 0.02
89236TJH9	TOYOTA MOTOR CREDIT CORP 0.5 06/18/2024	1,140,000.00	06/15/2021 0.54%	1,138,643.40 1,138,643.40	99.79 4.97%	1,137,595.89 2,580.83	0.79% (1,047.51)	A1/A+ A+	0.05 0.05
79466LAG9	SALESFORCE INC 0.625 07/15/2024	200,000.00	06/29/2021 0.64%	199,898.00 199,898.00	99.42 5.37%	198,845.54 472.22	0.14% (1,052.46)	A1/A+ NA	0.12 0.12
91159HHX1	US BANCORP 2.4 07/30/2024	1,000,000.00	11/09/2021 0.80%	1,041,550.00 1,041,550.00	99.47 5.53%	994,749.57 8,066.67	0.69% (46,800.43)	A3/A A	0.16 0.17
69371RR40	PACCAR FINANCIAL CORP 0.5 08/09/2024	245,000.00	08/03/2021 0.52%	244,867.70 244,867.70	99.07 5.44%	242,731.73 381.11	0.17% (2,135.97)	A1/A+ NA	0.19 0.19
78016EYM3	ROYAL BANK OF CANADA 1.6 01/21/2025	1,000,000.00	01/12/2022 1.60%	1,000,000.00 1,000,000.00	97.53 5.58%	975,306.89 5,777.78	0.68% (24,693.11)	A1/A AA-	0.64 0.62
06406RBC0	BANK OF NEW YORK MELLON CORP 3.35 04/25/2025	900,000.00	04/19/2022 3.35%	899,874.00 899,874.00	98.09 5.55%	882,818.37 3,015.00	0.61% (17,055.63)	A1/A AA-	0.90 0.87
14913R2V8	CATERPILLAR FINANCIAL SERVICES CORP 3.4 05/13/2025	480,000.00	05/10/2022 3.44%	479,390.40 479,390.40	98.24 5.32%	471,554.47 816.00	0.33% (7,835.93)	A2/A A+	0.95 0.92

HOLDINGS REPORT



Murrieta Consolidated | Account # | As of May 31, 2024

Cusip	Security Description	Par Value/ Units	Purchase Date Purchase Yield	Cost Value Book Value	Mkt Price Mkt YTM	Market Value Accrued Int.	% of Port. Gain/Loss	Moody's/ S&P Fitch	Maturity Duration
438516CB0	HONEYWELL INTERNATIONAL INC 1.35 06/01/2025	1,000,000.00	03/09/2022 2.31%	970,280.00 970,280.00	96.12 5.39%	961,218.47 6,750.00	0.67% (9,061.53)	A2/A A	1.00 0.96
89115A2A9	TORONTO-DOMINION BANK 3.766 06/06/2025	1,000,000.00	06/02/2022 3.70%	1,001,830.00 1,001,830.00	98.28 5.54%	982,756.35 18,306.94	0.68% (19,073.65)	A1/A NA	1.02 0.96
63743HFE7	NATIONAL RURAL UTILITIES COOPERATIVE FINANCE CORP 3.45 06/15/2025	1,105,000.00	-- 3.61%	1,099,973.65 1,099,973.65	97.88 5.57%	1,081,628.63 17,578.71	0.75% (18,345.02)	A2/A- A	1.04 0.99
14913R2Z9	CATERPILLAR FINANCIAL SERVICES CORP 3.65 08/12/2025	1,375,000.00	08/08/2022 3.69%	1,373,336.25 1,373,336.25	98.09 5.32%	1,348,700.57 15,195.66	0.94% (24,635.68)	A2/A A+	1.20 1.14
26442UAA2	DUKE ENERGY PROGRESS LLC 3.25 08/15/2025	1,000,000.00	06/23/2022 3.57%	990,710.00 990,710.00	97.56 5.36%	975,582.86 9,569.44	0.68% (15,127.14)	Aa3/A WR	1.21 1.15
437076CR1	HOME DEPOT INC 4.0 09/15/2025	1,000,000.00	09/14/2022 4.13%	996,380.00 996,380.00	98.46 5.25%	984,556.85 8,444.44	0.68% (11,823.15)	A2/A A	1.29 1.23
023135CN4	AMAZON.COM INC 4.6 12/01/2025	425,000.00	11/29/2022 4.60%	424,974.50 424,974.50	99.35 5.06%	422,222.97 9,775.00	0.29% (2,751.53)	A1/AA AA-	1.50 1.40
857477BR3	STATE STREET CORP 1.746 02/06/2026	335,000.00	02/02/2022 1.75%	335,000.00 335,000.00	97.21 5.86%	325,667.92 1,868.46	0.23% (9,332.08)	A1/A AA-	1.69 0.66
037833BY5	APPLE INC 3.25 02/23/2026	1,000,000.00	02/22/2023 4.72%	959,390.00 959,390.00	97.10 5.02%	971,015.54 8,847.22	0.67% 11,625.54	Aaa/AA+ NA	1.73 1.64
57629W6F2	MASSMUTUAL GLOBAL FUNDING II 4.5 04/10/2026	750,000.00	04/04/2023 4.52%	749,482.50 749,482.50	98.70 5.24%	740,262.69 4,781.25	0.51% (9,219.81)	Aa3/AA+ AA+	1.86 1.75
00440EAV9	CHUBB INA HOLDINGS LLC 3.35 05/03/2026	1,000,000.00	09/13/2023 5.23%	954,220.00 954,220.00	96.58 5.24%	965,790.92 2,605.56	0.67% 11,570.92	A3/A A	1.92 1.82
58989V2F0	MET TOWER GLOBAL FUNDING 5.4 06/20/2026	1,000,000.00	06/12/2023 5.38%	1,000,440.00 1,000,440.00	100.14 5.33%	1,001,356.36 24,150.00	0.69% 916.36	Aa3/AA- AA-	2.05 1.87
61747YET8	MORGAN STANLEY 4.679 07/17/2026	1,000,000.00	09/14/2022 4.68%	994,030.00 994,030.00	98.88 6.32%	988,848.10 17,416.28	0.69% (5,181.90)	A1/A- A+	2.13 1.06
69371RS56	PACCAR FINANCIAL CORP 5.05 08/10/2026	1,450,000.00	-- 4.99%	1,451,925.00 1,451,925.00	99.79 5.15%	1,447,016.93 22,577.71	1.00% (4,908.07)	A1/A+ NA	2.19 2.02
06428CAA2	BANK OF AMERICA NA 5.526 08/18/2026	1,000,000.00	09/13/2023 5.57%	998,810.00 998,810.00	100.62 5.22%	1,006,150.64 15,810.50	0.70% 7,340.64	Aa1/A+ AA	2.22 1.96
713448FW3	PEPSICO INC 5.125 11/10/2026	510,000.00	11/08/2023 5.13%	509,862.30 509,862.30	100.42 4.94%	512,135.53 1,524.69	0.36% 2,273.23	A1/A+ NA	2.45 2.19
48125LRU8	JPMORGAN CHASE BANK NA 5.11 12/08/2026	1,575,000.00	-- 5.08%	1,576,460.00 1,576,460.00	99.80 5.20%	1,571,830.20 38,676.31	1.09% (4,629.80)	Aa2/A+ AA	2.52 2.28

HOLDINGS REPORT



Murrieta Consolidated | Account # | As of May 31, 2024

Cusip	Security Description	Par Value/ Units	Purchase Date Purchase Yield	Cost Value Book Value	Mkt Price Mkt YTM	Market Value Accrued Int.	% of Port. Gain/Loss	Moody's/ S&P Fitch	Maturity Duration
24422EXF1	JOHN DEERE CAPITAL CORP 4.5 01/08/2027	1,000,000.00	01/10/2024 4.52%	999,460.00 999,460.00	98.88 4.96%	988,751.55 17,875.00	0.69% (10,708.45)	A1/A A+	2.61 2.38
78016HZT0	ROYAL BANK OF CANADA 4.875 01/19/2027	1,245,000.00	01/10/2024 4.88%	1,244,688.75 1,244,688.75	99.27 5.17%	1,235,956.00 22,254.38	0.86% (8,732.75)	A1/A AA-	2.64 2.40
17275RBQ4	CISCO SYSTEMS INC 4.8 02/26/2027	1,500,000.00	02/29/2024 4.78%	1,500,810.00 1,500,810.00	99.70 4.92%	1,495,444.94 19,000.00	1.04% (5,365.07)	A1/AA- NA	2.74 2.50
857477CL5	STATE STREET CORP 4.993 03/18/2027	1,210,000.00	03/13/2024 4.99%	1,210,000.00 1,210,000.00	99.81 5.06%	1,207,707.26 12,250.88	0.84% (2,292.74)	A1/A AA-	2.80 2.56
665859AW4	NORTHERN TRUST CORP 4.0 05/10/2027	1,000,000.00	09/14/2022 4.23%	990,460.00 990,460.00	97.30 5.00%	972,953.27 2,333.33	0.67% (17,506.73)	A2/A+ A+	2.94 2.73
009158AY2	AIR PRODUCTS AND CHEMICALS INC 1.85 05/15/2027	1,500,000.00	02/09/2024 4.71%	1,371,945.00 1,371,945.00	91.72 4.89%	1,375,795.17 1,233.33	0.95% 3,850.17	A2/A NA	2.96 2.82
74456QBU9	PUBLIC SERVICE ELECTRIC AND GAS CO 3.7 05/01/2028	750,000.00	06/22/2023 4.79%	715,005.00 715,005.00	95.25 5.05%	714,367.69 2,312.50	0.50% (637.31)	A1/A WR	3.92 3.57
341081GN1	FLORIDA POWER & LIGHT CO 4.4 05/15/2028	1,500,000.00	05/22/2023 4.64%	1,484,025.00 1,484,025.00	97.74 5.04%	1,466,069.18 2,933.33	1.02% (17,955.83)	Aa2/A+ AA-	3.96 3.57
Total Corporate		31,955,000.00	3.95%	31,666,771.45	98.32 5.29%	31,406,579.42 326,833.54	21.79% (260,192.03)	A1/A A+	1.88 1.70
MONEY MARKET FUND									
31846V567	FIRST AMER:GVT OBLG Z	147,535.87	-- 5.20%	147,535.87 147,535.87	1.00 5.20%	147,535.87 0.00	0.10% 0.00	Aaa/ AAAm AAA	0.00 0.00
31846V567	FIRST AMER:GVT OBLG Z	235,415.80	-- 5.18%	235,415.80 235,415.80	1.00 5.18%	235,415.80 0.00	0.16% 0.00	Aaa/ AAAm AAA	0.00 0.00
Total Money Market Fund		382,951.67	5.19%	382,951.67	1.00 5.19%	382,951.67 0.00	0.27% 0.00	Aaa/ AAAm AAA	0.00 0.00
NEGOTIABLE CD									
21684XH82	COÖPERATIEVE RABOBANK U.A., NEW YORK BRANCH 5.9 09/06/2024	2,000,000.00	09/13/2023 5.90%	1,999,872.84 1,999,872.84	100.12 5.24%	2,002,320.00 87,844.44	1.39% 2,447.16	P-1/A-1 F1+	0.27 0.27

HOLDINGS REPORT



Murrieta Consolidated | Account # | As of May 31, 2024

Cusip	Security Description	Par Value/ Units	Purchase Date Purchase Yield	Cost Value Book Value	Mkt Price Mkt YTM	Market Value Accrued Int.	% of Port. Gain/Loss	Moody's/ S&P Fitch	Maturity Duration
Total Negotiable			09/13/2023	1,999,872.84	100.12	2,002,320.00	1.39%	P-1/A-1	0.27
CD		2,000,000.00	5.90%	1,999,872.84	5.24%	87,844.44	2,447.16	F1+	0.27
SUPRANATIONAL									
4581X0DZ8	INTER-AMERICAN DEVELOPMENT BANK 0.5 09/23/2024	1,585,000.00	09/15/2021 0.52%	1,583,827.10 1,583,827.10	98.50 5.39%	1,561,253.55 1,496.94	1.08% (22,573.55)	Aaa/AAA NA	0.31 0.31
459058KT9	INTERNATIONAL BANK FOR RECONSTRUCTION AND DEVELOPM 3.5 07/12/2028	500,000.00	07/24/2023 4.26%	483,115.00 483,115.00	95.71 4.66%	478,561.96 6,756.94	0.33% (4,553.05)	Aaa/AAA NA	4.11 3.72
Total				2,066,942.10	97.85	2,039,815.50	1.41%	Aaa/AAA	1.21
Supranational		2,085,000.00	1.40%	2,066,942.10	5.22%	8,253.89	(27,126.60)	NA	1.11
US TREASURY									
912797HT7	UNITED STATES TREASURY 06/06/2024	2,500,000.00	03/06/2024 5.39%	2,466,933.51 2,466,933.51	99.96 2.67%	2,498,906.88 0.00	1.73% 31,973.37	P-1/A-1+ F1+	0.02 0.02
912797GB7	UNITED STATES TREASURY 07/11/2024	2,750,000.00	01/16/2024 5.20%	2,682,875.25 2,682,875.25	99.44 4.99%	2,734,702.36 0.00	1.90% 51,827.11	P-1/A-1+ F1+	0.11 0.11
91282CCT6	UNITED STATES TREASURY 0.375 08/15/2024	2,000,000.00	08/26/2021 0.46%	1,995,234.38 1,995,234.38	99.01 5.17%	1,980,175.78 2,204.67	1.37% (15,058.60)	Aaa/AA+ AA+	0.21 0.21
91282CCX7	UNITED STATES TREASURY 0.375 09/15/2024	1,800,000.00	09/10/2021 0.44%	1,796,484.38 1,796,484.38	98.60 5.25%	1,774,863.29 1,430.71	1.23% (21,621.09)	Aaa/AA+ AA+	0.29 0.29
912797KU0	UNITED STATES TREASURY 10/17/2024	2,000,000.00	04/22/2024 5.37%	1,949,235.42 1,949,235.42	98.03 5.27%	1,960,648.14 0.00	1.36% 11,412.72	P-1/A-1+ F1+	0.38 0.37
912828YM6	UNITED STATES TREASURY 1.5 10/31/2024	1,700,000.00	09/24/2021 0.55%	1,749,273.44 1,749,273.44	98.47 5.26%	1,673,918.94 2,217.39	1.16% (75,354.50)	Aaa/AA+ AA+	0.42 0.41
91282CDH1	UNITED STATES TREASURY 0.75 11/15/2024	2,000,000.00	11/29/2021 0.81%	1,996,328.13 1,996,328.13	97.98 5.27%	1,959,667.96 692.93	1.36% (36,660.17)	Aaa/AA+ AA+	0.46 0.45
91282CDN8	UNITED STATES TREASURY 1.0 12/15/2024	900,000.00	12/29/2021 0.99%	900,386.72 900,386.72	97.76 5.26%	879,829.10 4,155.74	0.61% (20,557.62)	Aaa/AA+ AA+	0.54 0.52
912828Z52	UNITED STATES TREASURY 1.375 01/31/2025	2,000,000.00	06/04/2021 0.51%	2,062,500.00 2,062,500.00	97.49 5.25%	1,949,804.68 9,217.03	1.35% (112,695.32)	Aaa/AA+ AA+	0.67 0.65
912828ZC7	UNITED STATES TREASURY 1.125 02/28/2025	1,200,000.00	02/09/2022 1.59%	1,183,359.38 1,183,359.38	97.03 5.21%	1,164,386.72 3,411.68	0.81% (18,972.66)	Aaa/AA+ AA+	0.75 0.73
912828ZF0	UNITED STATES TREASURY 0.5 03/31/2025	2,000,000.00	03/03/2021 0.54%	1,997,031.25 1,997,031.25	96.24 5.17%	1,924,765.62 1,693.99	1.34% (72,265.63)	Aaa/AA+ AA+	0.83 0.81

HOLDINGS REPORT



Murrieta Consolidated | Account # | As of May 31, 2024

Cusip	Security Description	Par Value/ Units	Purchase Date Purchase Yield	Cost Value Book Value	Mkt Price Mkt YTM	Market Value Accrued Int.	% of Port. Gain/Loss	Moody's/ S&P Fitch	Maturity Duration
912828ZL7	UNITED STATES TREASURY 0.375 04/30/2025	2,000,000.00	04/12/2021 0.66%	1,977,343.75 1,977,343.75	95.75 5.18%	1,915,039.06 652.17	1.33% (62,304.69)	Aaa/AA+ AA+	0.91 0.89
912828ZT0	UNITED STATES TREASURY 0.25 05/31/2025	1,800,000.00	10/14/2021 0.78%	1,765,757.81 1,765,757.81	95.25 5.18%	1,714,570.31 12.30	1.19% (51,187.50)	Aaa/AA+ AA+	1.00 0.97
91282CAB7	UNITED STATES TREASURY 0.25 07/31/2025	2,000,000.00	12/02/2021 1.06%	1,942,031.25 1,942,031.25	94.59 5.08%	1,891,718.76 1,675.82	1.31% (50,312.49)	Aaa/AA+ AA+	1.17 1.14
91282CAJ0	UNITED STATES TREASURY 0.25 08/31/2025	1,000,000.00	03/22/2022 2.42%	928,828.13 928,828.13	94.21 5.09%	942,109.38 631.79	0.65% 13,281.25	Aaa/AA+ AA+	1.25 1.22
9128285C0	UNITED STATES TREASURY 3.0 09/30/2025	3,250,000.00	-- 2.90%	3,259,882.81 3,259,882.81	97.36 5.07%	3,164,179.69 16,516.39	2.19% (95,703.12)	Aaa/AA+ AA+	1.33 1.28
9128285J5	UNITED STATES TREASURY 3.0 10/31/2025	2,500,000.00	06/23/2022 3.02%	2,498,632.81 2,498,632.81	97.23 5.05%	2,430,859.38 6,521.74	1.69% (67,773.44)	Aaa/AA+ AA+	1.42 1.36
912828M56	UNITED STATES TREASURY 2.25 11/15/2025	2,500,000.00	06/23/2022 3.11%	2,431,152.34 2,431,152.34	96.12 5.05%	2,402,929.70 2,598.51	1.67% (28,222.64)	Aaa/AA+ AA+	1.46 1.40
9128285T3	UNITED STATES TREASURY 2.625 12/31/2025	2,500,000.00	09/14/2022 3.76%	2,412,792.97 2,412,792.97	96.41 5.01%	2,410,351.55 27,584.13	1.67% (2,441.42)	Aaa/AA+ AA+	1.59 1.51
9128286L9	UNITED STATES TREASURY 2.25 03/31/2026	2,500,000.00	09/14/2022 3.74%	2,377,832.03 2,377,832.03	95.39 4.91%	2,384,863.28 9,528.69	1.65% 7,031.25	Aaa/AA+ AA+	1.83 1.76
91282CGV7	UNITED STATES TREASURY 3.75 04/15/2026	2,000,000.00	03/20/2024 4.63%	1,965,703.13 1,965,703.13	97.94 4.91%	1,958,750.00 9,631.15	1.36% (6,953.13)	Aaa/AA+ AA+	1.87 1.78
912828U24	UNITED STATES TREASURY 2.0 11/15/2026	3,000,000.00	09/13/2023 4.66%	2,767,031.25 2,767,031.25	93.68 4.76%	2,810,390.64 2,771.74	1.95% 43,359.39	Aaa/AA+ AA+	2.46 2.35
912828YX2	UNITED STATES TREASURY 1.75 12/31/2026	1,750,000.00	12/27/2023 3.96%	1,641,240.23 1,641,240.23	92.85 4.72%	1,624,833.98 12,872.60	1.13% (16,406.25)	Aaa/AA+ AA+	2.59 2.46
91282CEF4	UNITED STATES TREASURY 2.5 03/31/2027	2,500,000.00	11/17/2022 4.02%	2,349,414.06 2,349,414.06	94.27 4.68%	2,356,738.28 10,587.43	1.63% 7,324.22	Aaa/AA+ AA+	2.83 2.68
91282CEW7	UNITED STATES TREASURY 3.25 06/30/2027	1,300,000.00	12/12/2022 3.87%	1,266,687.50 1,266,687.50	96.02 4.65%	1,248,304.69 17,758.93	0.87% (18,382.81)	Aaa/AA+ AA+	3.08 2.85
91282CFB2	UNITED STATES TREASURY 2.75 07/31/2027	2,000,000.00	07/26/2023 4.30%	1,887,109.38 1,887,109.38	94.45 4.65%	1,889,062.50 18,434.07	1.31% 1,953.12	Aaa/AA+ AA+	3.17 2.95
91282CFH9	UNITED STATES TREASURY 3.125 08/31/2027	2,500,000.00	01/24/2023 3.65%	2,445,117.19 2,445,117.19	95.46 4.64%	2,386,523.45 19,743.55	1.66% (58,593.74)	Aaa/AA+ AA+	3.25 3.02
91282CFM8	UNITED STATES TREASURY 4.125 09/30/2027	1,600,000.00	02/22/2023 4.19%	1,595,500.00 1,595,500.00	98.45 4.63%	1,575,187.50 11,180.33	1.09% (20,312.50)	Aaa/AA+ AA+	3.33 3.06
9128283F5	UNITED STATES TREASURY 2.25 11/15/2027	1,400,000.00	06/07/2023 4.05%	1,298,937.50 1,298,937.50	92.51 4.62%	1,295,164.07 1,455.16	0.90% (3,773.43)	Aaa/AA+ AA+	3.46 3.26

HOLDINGS REPORT



Murrieta Consolidated | Account # | As of May 31, 2024

Cusip	Security Description	Par Value/ Units	Purchase Date Purchase Yield	Cost Value Book Value	Mkt Price Mkt YTM	Market Value Accrued Int.	% of Port. Gain/Loss	Moody's/ S&P Fitch	Maturity Duration
9128285M8	UNITED STATES TREASURY 3.125 11/15/2028	2,000,000.00	04/22/2024 4.72%	1,870,625.00 1,870,625.00	94.34 4.54%	1,886,718.76 2,887.23	1.31% 16,093.76	Aaa/AA+ AA+	4.46 4.09
Total US Treasury		60,950,000.00	3.00%	59,461,261.00 59,461,261.00	96.50 4.88%	58,789,964.43 198,067.87	40.78% (671,296.57)	Aaa/AA+ AA+	1.55 1.47
Total Portfolio		147,704,597.31	3.64%	145,448,438.79 145,448,438.79	97.37 5.01%	144,157,181.82 1,009,134.63	100.00% (1,291,256.98)	Aa2/AA AA	1.91 1.69
Total Market Value + Accrued						145,166,316.45			

TRANSACTION LEDGER



Murrieta Consolidated | Account # | As of May 31, 2024

Transaction Type	Settlement Date	CUSIP	Quantity	Security Description	Price	Acq/Disp Yield	Amount	Interest Pur/Sold	Total Amount	Gain/Loss
ACQUISITIONS										
Purchase	05/01/2024	31846V567	13,875.00	FIRST AMER:GVT OBLG Z	1.000	5.20%	(13,875.00)	0.00	(13,875.00)	0.00
Purchase	05/02/2024	31846V567	2,876.39	FIRST AMER:GVT OBLG Z	1.000	5.18%	(2,876.39)	0.00	(2,876.39)	0.00
Purchase	05/02/2024	31846V567	3,628.22	FIRST AMER:GVT OBLG Z	1.000	5.18%	(3,628.22)	0.00	(3,628.22)	0.00
Purchase	05/03/2024	31846V567	16,750.00	FIRST AMER:GVT OBLG Z	1.000	5.18%	(16,750.00)	0.00	(16,750.00)	0.00
Purchase	05/10/2024	31846V567	33,068.75	FIRST AMER:GVT OBLG Z	1.000	5.18%	(33,068.75)	0.00	(33,068.75)	0.00
Purchase	05/13/2024	31846V567	509,285.00	FIRST AMER:GVT OBLG Z	1.000	5.18%	(509,285.00)	0.00	(509,285.00)	0.00
Purchase	05/14/2024	31846V567	9,351.64	FIRST AMER:GVT OBLG Z	1.000	5.18%	(9,351.64)	0.00	(9,351.64)	0.00
Purchase	05/14/2024	31846V567	960,000.00	FIRST AMER:GVT OBLG Z	1.000	5.18%	(960,000.00)	0.00	(960,000.00)	0.00
Purchase	05/15/2024	31846V567	1,722,959.46	FIRST AMER:GVT OBLG Z	1.000	5.18%	(1,722,959.46)	0.00	(1,722,959.46)	0.00
Purchase	05/15/2024	31846V567	31,339.46	FIRST AMER:GVT OBLG Z	1.000	5.18%	(31,339.46)	0.00	(31,339.46)	0.00
Purchase	05/16/2024	31846V567	23,055.39	FIRST AMER:GVT OBLG Z	1.000	5.18%	(23,055.39)	0.00	(23,055.39)	0.00
Purchase	05/17/2024	31846V567	40,468.75	FIRST AMER:GVT OBLG Z	1.000	5.18%	(40,468.75)	0.00	(40,468.75)	0.00
Purchase	05/20/2024	31846V567	19,038.03	FIRST AMER:GVT OBLG Z	1.000	5.18%	(19,038.03)	0.00	(19,038.03)	0.00
Purchase	05/21/2024	3133ERFJ5	1,000,000.00	FEDERAL FARM CREDIT BANKS FUNDING CORP 4.5 05/20/2027	99.483	4.69%	(994,830.00)	(125.00)	(994,955.00)	0.00
Purchase	05/21/2024	3133ERDZ1	1,000,000.00	FEDERAL FARM CREDIT BANKS FUNDING CORP 4.75 05/08/2026	99.769	4.87%	(997,690.00)	(1,715.28)	(999,405.28)	0.00
Purchase	05/21/2024	31846V567	74,375.00	FIRST AMER:GVT OBLG Z	1.000	5.18%	(74,375.00)	0.00	(74,375.00)	0.00
Purchase	05/21/2024	89233GNX0	2,000,000.00	Toyota Motor Credit Corporation 01/31/2025	96.281	5.42%	(1,925,625.00)	0.00	(1,925,625.00)	0.00
Purchase	05/23/2024	58770JAD6	350,000.00	MBALT 2024-A A3 5.32 01/18/2028	99.988	5.32%	(349,959.05)	0.00	(349,959.05)	0.00
Purchase	05/28/2024	31846V567	46,580.99	FIRST AMER:GVT OBLG Z	1.000	5.20%	(46,580.99)	0.00	(46,580.99)	0.00
Purchase	05/31/2024	3137FJEH8	1,250,000.00	FHMS K-081 A2 3.9 08/25/2028	95.781	4.94%	(1,197,265.63)	(4,062.50)	(1,201,328.13)	0.00
Total Purchase			9,106,652.08				(8,972,021.76)	(5,902.78)	(8,977,924.54)	0.00
TOTAL ACQUISITIONS			9,106,652.08				(8,972,021.76)	(5,902.78)	(8,977,924.54)	0.00

DISPOSITIONS

TRANSACTION LEDGER



Murrieta Consolidated | Account # | As of May 31, 2024

Transaction Type	Settlement Date	CUSIP	Quantity	Security Description	Price	Acq/Disp Yield	Amount	Interest Pur/Sold	Total Amount	Gain/Loss
Maturity	05/12/2024	023135BW5	(500,000.00)	AMAZON.COM INC 0.45 05/12/2024	100.000	0.45%	500,000.00	0.00	500,000.00	730.00
Maturity	05/15/2024	91282CCC3	(1,000,000.00)	UNITED STATES TREASURY 0.25 05/15/2024	100.000	0.25%	1,000,000.00	0.00	1,000,000.00	3,125.00
Maturity	05/15/2024	91324PEB4	(425,000.00)	UNITEDHEALTH GROUP INC 0.55 05/15/2024	100.000	0.55%	425,000.00	0.00	425,000.00	2,439.50
Maturity	05/21/2024	89233GEM4	(2,000,000.00)	Toyota Motor Credit Corporation 05/21/2024	100.000	0.00%	2,000,000.00	0.00	2,000,000.00	72,123.33
Total Maturity			(3,925,000.00)				3,925,000.00	0.00	3,925,000.00	78,417.83
Sale	05/21/2024	31846V567	(1,970,676.55)	FIRST AMER:GVT OBLG Z	1.000	5.18%	1,970,676.55	0.00	1,970,676.55	0.00
Sale	05/23/2024	31846V567	(349,959.05)	FIRST AMER:GVT OBLG Z	1.000	5.19%	349,959.05	0.00	349,959.05	0.00
Sale	05/28/2024	31846V567	(360.00)	FIRST AMER:GVT OBLG Z	1.000	5.20%	360.00	0.00	360.00	0.00
Sale	05/31/2024	31846V567	(1,199,078.13)	FIRST AMER:GVT OBLG Z	1.000	5.20%	1,199,078.13	0.00	1,199,078.13	0.00
Total Sale			(3,520,073.73)				3,520,073.73	0.00	3,520,073.73	0.00
TOTAL DISPOSITIONS			(7,445,073.73)				7,445,073.73	0.00	7,445,073.73	78,417.83
OTHER										
Call Redemption	05/14/2024	06051GJY6	(960,000.00)	BANK OF AMERICA CORP 5.74866 06/14/2024	100.000	5.82%	960,000.00	0.00	960,000.00	(64.00)
Total Call Redemption			(960,000.00)				960,000.00	0.00	960,000.00	(64.00)
Coupon	05/01/2024	3137BM7C4	0.00	FHMS K-051 A2 3.308 09/25/2025		3.30%	3,371.40	0.00	3,371.40	0.00
Coupon	05/01/2024	3137BSP72	0.00	FHMS K-058 A2 2.653 08/25/2026		4.27%	4,421.67	0.00	4,421.67	0.00
Coupon	05/01/2024	3137BTUM1	0.00	FHMS K-061 A2 3.347 11/25/2026		4.74%	2,487.00	0.00	2,487.00	0.00
Coupon	05/01/2024	3137BVZ82	0.00	FHMS K-063 A2 3.43 01/25/2027		4.35%	2,463.88	0.00	2,463.88	0.00
Coupon	05/01/2024	3137F1G44	0.00	FHMS K-065 A2 3.243 04/25/2027		4.02%	2,702.50	0.00	2,702.50	0.00

TRANSACTION LEDGER



Murrieta Consolidated | Account # | As of May 31, 2024

Transaction Type	Settlement Date	CUSIP	Quantity	Security Description	Price	Acq/Disp Yield	Amount	Interest Pur/Sold	Total Amount	Gain/Loss
Coupon	05/01/2024	3137FBU79	0.00	FHMS K-069 A2 3.187 09/25/2027		4.37%	3,319.79	0.00	3,319.79	0.00
Coupon	05/01/2024	3137F4X72	0.00	FHMS K-075 A2 3.65 02/25/2028		5.00%	3,543.54	0.00	3,543.54	0.00
Coupon	05/01/2024	74456QBU9	0.00	PUBLIC SERVICE ELECTRIC AND GAS CO 3.7 05/01/2028		4.79%	13,875.00	0.00	13,875.00	0.00
Coupon	05/03/2024	00440EAV9	0.00	CHUBB INA HOLDINGS LLC 3.35 05/03/2026		5.23%	16,750.00	0.00	16,750.00	0.00
Coupon	05/10/2024	665859AW4	0.00	NORTHERN TRUST CORP 4.0 05/10/2027		4.23%	20,000.00	0.00	20,000.00	0.00
Coupon	05/10/2024	713448FW3	0.00	PEPSICO INC 5.125 11/10/2026		5.13%	13,068.75	0.00	13,068.75	0.00
Coupon	05/12/2024	023135BW5	0.00	AMAZON.COM INC 0.45 05/12/2024		0.45%	1,125.00	0.00	1,125.00	0.00
Coupon	05/13/2024	14913R2V8	0.00	CATERPILLAR FINANCIAL SERVICES CORP 3.4 05/13/2025		3.44%	8,160.00	0.00	8,160.00	0.00
Coupon	05/14/2024	06051GJY6	0.00	BANK OF AMERICA CORP 5.74866 06/14/2024		3.39%	9,351.64	0.00	9,351.64	0.00
Coupon	05/15/2024	89240BAC2	0.00	TAOT 2021-A A3 0.26 05/15/2025		0.26%	7.63	0.00	7.63	0.00
Coupon	05/15/2024	47788UAC6	0.00	JDOT 2021 A3 0.36 09/15/2025		0.36%	16.28	0.00	16.28	0.00
Coupon	05/15/2024	44933LAC7	0.00	HART 2021-A A3 0.38 09/15/2025		0.38%	15.55	0.00	15.55	0.00
Coupon	05/15/2024	47789QAC4	0.00	JDOT 2021-B A3 0.52 03/16/2026		0.52%	72.10	0.00	72.10	0.00
Coupon	05/15/2024	44934KAC8	0.00	HART 2021-B A3 0.38 01/15/2026		0.38%	75.95	0.00	75.95	0.00
Coupon	05/15/2024	47787JAC2	0.00	JDOT 2022 A3 0.36 09/15/2026		2.33%	514.39	0.00	514.39	0.00
Coupon	05/15/2024	161571HT4	0.00	CHAIT 2023-1 A 5.16 09/15/2028		5.17%	5,676.00	0.00	5,676.00	0.00

TRANSACTION LEDGER



Murrieta Consolidated | Account # | As of May 31, 2024

Transaction Type	Settlement Date	CUSIP	Quantity	Security Description	Price	Acq/Disp Yield	Amount	Interest Pur/Sold	Total Amount	Gain/Loss
Coupon	05/15/2024	437918AC9	0.00	HAROT 2024-1 A3 5.21 08/15/2028		5.21%	5,427.08	0.00	5,427.08	0.00
Coupon	05/15/2024	47800RAD5	0.00	JDOT 2024 A3 4.96 11/15/2028		0.00%	1,384.67	0.00	1,384.67	0.00
Coupon	05/15/2024	912828M56	0.00	UNITED STATES TREASURY 2.25 11/15/2025		3.11%	28,125.00	0.00	28,125.00	0.00
Coupon	05/15/2024	912828U24	0.00	UNITED STATES TREASURY 2.0 11/15/2026		4.66%	30,000.00	0.00	30,000.00	0.00
Coupon	05/15/2024	9128283F5	0.00	UNITED STATES TREASURY 2.25 11/15/2027		4.05%	15,750.00	0.00	15,750.00	0.00
Coupon	05/15/2024	9128285M8	0.00	UNITED STATES TREASURY 3.125 11/15/2028		4.72%	31,250.00	0.00	31,250.00	0.00
Coupon	05/15/2024	009158AY2	0.00	AIR PRODUCTS AND CHEMICALS INC 1.85 05/15/2027		4.71%	13,875.00	0.00	13,875.00	0.00
Coupon	05/15/2024	91282CCC3	0.00	UNITED STATES TREASURY 0.25 05/15/2024		0.25%	1,250.00	0.00	1,250.00	0.00
Coupon	05/15/2024	91324PEB4	0.00	UNITEDHEALTH GROUP INC 0.55 05/15/2024		0.55%	1,168.75	0.00	1,168.75	0.00
Coupon	05/15/2024	91282CDH1	0.00	UNITED STATES TREASURY 0.75 11/15/2024		0.81%	7,500.00	0.00	7,500.00	0.00
Coupon	05/15/2024	341081GN1	0.00	FLORIDA POWER & LIGHT CO 4.4 05/15/2028		4.64%	33,000.00	0.00	33,000.00	0.00
Coupon	05/15/2024	02582JKH2	0.00	AMXCA 2024-1 A 5.23 04/16/2029		5.23%	2,045.51	0.00	2,045.51	0.00
Coupon	05/15/2024	02582JIT8	0.00	AMXCA 2022-2 A 05/17/2027		3.40%	2,556.63	0.00	2,556.63	0.00
Coupon	05/16/2024	362554AC1	0.00	GMCAR 2021-4 A3 0.68 09/16/2026		0.68%	76.24	0.00	76.24	0.00
Coupon	05/16/2024	380146AC4	0.00	GMCAR 2022-1 A3 1.26 11/16/2026		1.26%	143.32	0.00	143.32	0.00
Coupon	05/16/2024	36265WAD5	0.00	GMCAR 2022-3 A3 3.64 04/16/2027		3.64%	970.67	0.00	970.67	0.00
Coupon	05/17/2024	3130AXU63	0.00	FEDERAL HOME LOAN BANKS 4.625 11/17/2026		4.53%	40,468.75	0.00	40,468.75	0.00

TRANSACTION LEDGER



Murrieta Consolidated | Account # | As of May 31, 2024

Transaction Type	Settlement Date	CUSIP	Quantity	Security Description	Price	Acq/Disp Yield	Amount	Interest Pur/Sold	Total Amount	Gain/Loss
Coupon	05/18/2024	43815PAC3	0.00	HAROT 2022-2 A3 3.73 07/20/2026		3.73%	1,134.54	0.00	1,134.54	0.00
Coupon	05/20/2024	379929AD4	0.00	GMALT 2023-3 A3 5.38 11/20/2026		5.38%	1,255.33	0.00	1,255.33	0.00
Coupon	05/20/2024	36269FAD8	0.00	GMALT 2024-1 A3 5.09 03/22/2027		5.09%	1,929.96	0.00	1,929.96	0.00
Coupon	05/21/2024	43813GAC5	0.00	HAROT 2021-1 A3 0.27 04/21/2025		0.27%	1.85	0.00	1.85	0.00
Coupon	05/21/2024	43815GAC3	0.00	HAROT 2021-4 A3 0.88 01/21/2026		0.89%	119.64	0.00	119.64	0.00
Coupon	05/25/2024	05602RAD3	0.00	BMWOT 2022-A A3 3.21 08/25/2026		3.21%	689.07	0.00	689.07	0.00
Coupon	05/25/2024	05593AAC3	0.00	BMWLT 2023-1 A3 5.16 11/25/2025		5.16%	666.50	0.00	666.50	0.00
Coupon	05/31/2024	912828ZT0	0.00	UNITED STATES TREASURY 0.25 05/31/2025		0.78%	2,250.00	0.00	2,250.00	0.00
Total Coupon			0.00				334,056.58	0.00	334,056.58	0.00
Custody Fee	05/28/2024	CCYUSD	(360.00)	Cash		0.00%	(360.00)	0.00	(360.00)	0.00
Total Custody Fee			(360.00)				(360.00)	0.00	(360.00)	0.00
Dividend	05/31/2024	31846V567	0.00	FIRST AMER:GVT OBLG Z		5.20%	6,710.32	0.00	6,710.32	0.00
Total Dividend			0.00				6,710.32	0.00	6,710.32	0.00
Principal Paydown	05/01/2024	3137BTUM1	1,816.67	FHMS K-061 A2 3.347 11/25/2026		4.78%	1,816.67	--	1,816.67	65.22
Principal Paydown	05/15/2024	89240BAC2	27,901.65	TAOT 2021-A A3 0.26 05/15/2025		0.26%	27,901.65	--	27,901.65	5.18
Principal Paydown	05/15/2024	47788UAC6	13,401.76	JDOT 2021 A3 0.36 09/15/2025		0.36%	13,401.76	--	13,401.76	2.58
Principal Paydown	05/15/2024	44933LAC7	17,672.98	HART 2021-A A3 0.38 09/15/2025		0.38%	17,672.98	--	17,672.98	1.86
Principal Paydown	05/15/2024	44934KAC8	39,990.81	HART 2021-B A3 0.38 01/15/2026		0.38%	39,990.81	--	39,990.81	8.83
Principal Paydown	05/15/2024	47789QAC4	27,636.99	JDOT 2021-B A3 0.52 03/16/2026		0.52%	27,636.99	--	27,636.99	2.47

TRANSACTION LEDGER



Murrieta Consolidated | Account # | As of May 31, 2024

Transaction Type	Settlement Date	CUSIP	Quantity	Security Description	Price	Acq/Disp Yield	Amount	Interest Pur/Sold	Total Amount	Gain/Loss
Principal Paydown	05/15/2024	47787JAC2	22,984.19	JDOT 2022 A3 0.36 09/15/2026		2.33%	22,984.19	--	22,984.19	5.09
Principal Paydown	05/16/2024	362554AC1	11,476.09	GMCAR 2021-4 A3 0.68 09/16/2026		0.68%	11,476.09	--	11,476.09	0.29
Principal Paydown	05/16/2024	380146AC4	10,389.07	GMCAR 2022-1 A3 1.26 11/16/2026		1.26%	10,389.07	--	10,389.07	0.90
Principal Paydown	05/18/2024	43815PAC3	14,718.20	HAROT 2022-2 A3 3.73 07/20/2026		3.73%	14,718.20	--	14,718.20	0.88
Principal Paydown	05/21/2024	43813GAC5	7,728.83	HAROT 2021-1 A3 0.27 04/21/2025		0.27%	7,728.83	--	7,728.83	0.14
Principal Paydown	05/21/2024	43815GAC3	15,833.41	HAROT 2021-4 A3 0.88 01/21/2026		0.89%	15,833.41	--	15,833.41	3.34
Principal Paydown	05/25/2024	05602RAD3	19,871.66	BMWOT 2022-A A3 3.21 08/25/2026		3.21%	19,871.66	--	19,871.66	1.04
Principal Paydown	05/25/2024	05593AAC3	1,227.31	BMWLT 2023-1 A3 5.16 11/25/2025		5.16%	1,227.31	--	1,227.31	0.03
Total Principal Paydown			232,649.62				232,649.62	--	232,649.62	97.84
TOTAL OTHER TRANSACTIONS			(727,710.38)				1,533,056.52	0.00	1,533,056.52	33.84

INCOME EARNED



Murrieta Consolidated | Account # | As of May 31, 2024

Cusip	Security Description	Trade Date Settle Date Units	Book Value: Begin Book Value: Acq Book Value: Disp Book Value: End	Prior Accrued Inc. Received Ending Accrued Total Interest	Accr. Of Discount Amort. Of Premium Net Accret/Amort Income Earned	Total Income
CASH & EQUIVALENTS						
31846V567	FIRST AMER:GVT OBLG Z	382,951.67	396,373.32 3,506,652.08 (3,520,073.73) 382,951.67	0.00 6,504.61 0.00 6,504.61	0.00 0.00 0.00 6,504.61	6,504.61
CCYUSD	Receivable	6,710.32	6,504.61 0.00 0.00 6,710.32	0.00 0.00 0.00 0.00	0.00 0.00 0.00 0.00	0.00
Total Cash & Equivalents			389,661.99	6,504.61	6,504.61	6,504.61
FIXED INCOME						
00440EAV9	CHUBB INA HOLDINGS LLC 3.35 05/03/2026	09/13/2023 09/15/2023 1,000,000.00	954,220.00 0.00 0.00 954,220.00	16,563.89 16,750.00 2,605.56 2,791.67	0.00 0.00 0.00 2,791.67	2,791.67
009158AY2	AIR PRODUCTS AND CHEMICALS INC 1.85 05/15/2027	02/09/2024 02/13/2024 1,500,000.00	1,371,945.00 0.00 0.00 1,371,945.00	12,795.83 13,875.00 1,233.33 2,312.50	0.00 0.00 0.00 2,312.50	2,312.50
023135BW5	AMAZON.COM INC 0.45 05/12/2024	05/10/2021 05/12/2021 0.00	499,270.00 0.00 (499,270.00) 0.00	1,056.25 1,125.00 0.00 68.75	0.00 0.00 0.00 68.75	68.75
023135CN4	AMAZON.COM INC 4.6 12/01/2025	11/29/2022 12/01/2022 425,000.00	424,974.50 0.00 0.00 424,974.50	8,145.83 0.00 9,775.00 1,629.17	0.00 0.00 0.00 1,629.17	1,629.17
02582JJT8	AMXCA 2022-2 A 05/17/2027	05/17/2022 05/24/2022 905,000.00	904,799.81 0.00 0.00 904,799.81	1,363.53 2,556.63 1,363.53 2,556.63	0.00 0.00 0.00 2,556.63	2,556.63

INCOME EARNED



Murrieta Consolidated | Account # | As of May 31, 2024

Cusip	Security Description	Trade Date Settle Date Units	Book Value: Begin Book Value: Acq Book Value: Disp Book Value: End	Prior Accrued Inc. Received Ending Accrued Total Interest	Accr. Of Discount Amort. Of Premium Net Accret/Amort Income Earned	Total Income
02582JKH2	AMXCA 2024-1 A 5.23 04/16/2029	04/16/2024 04/23/2024 640,000.00	639,868.80 0.00 0.00 639,868.80	743.82 2,045.51 1,487.64 2,789.33	0.00 0.00 0.00 2,789.33	2,789.33
037833BY5	APPLE INC 3.25 02/23/2026	02/22/2023 02/28/2023 1,000,000.00	959,390.00 0.00 0.00 959,390.00	6,138.89 0.00 8,847.22 2,708.33	0.00 0.00 0.00 2,708.33	2,708.33
05593AAC3	BMWLT 2023-1 A3 5.16 11/25/2025	02/07/2023 02/15/2023 153,772.69	154,996.31 0.00 (1,227.28) 153,769.03	133.30 666.50 132.24 665.44	0.00 0.00 0.00 665.44	665.44
05602RAD3	BMWOT 2022-A A3 3.21 08/25/2026	05/10/2022 05/18/2022 237,725.93	257,584.19 0.00 (19,870.62) 237,713.57	137.81 689.07 127.18 678.44	0.00 0.00 0.00 678.44	678.44
06051GJY6	BANK OF AMERICA CORP 5.74866 06/14/2024	06/07/2021 06/14/2021 0.00	960,064.00 0.00 (960,064.00) 0.00	7,351.96 9,351.64 0.00 1,999.68	0.00 0.00 0.00 1,999.68	1,999.68
06406RBC0	BANK OF NEW YORK MELLON CORP 3.35 04/25/2025	04/19/2022 04/26/2022 900,000.00	899,874.00 0.00 0.00 899,874.00	502.50 0.00 3,015.00 2,512.50	0.00 0.00 0.00 2,512.50	2,512.50
06428CAA2	BANK OF AMERICA NA 5.526 08/18/2026	09/13/2023 09/15/2023 1,000,000.00	998,810.00 0.00 0.00 998,810.00	11,205.50 0.00 15,810.50 4,605.00	0.00 0.00 0.00 4,605.00	4,605.00
14913R2V8	CATERPILLAR FINANCIAL SERVICES CORP 3.4 05/13/2025	05/10/2022 05/13/2022 480,000.00	479,390.40 0.00 0.00 479,390.40	7,616.00 8,160.00 816.00 1,360.00	0.00 0.00 0.00 1,360.00	1,360.00
14913R2Z9	CATERPILLAR FINANCIAL SERVICES CORP 3.65 08/12/2025	08/08/2022 08/12/2022 1,375,000.00	1,373,336.25 0.00 0.00 1,373,336.25	11,013.37 0.00 15,195.66 4,182.29	0.00 0.00 0.00 4,182.29	4,182.29

INCOME EARNED



Murrieta Consolidated | Account # | As of May 31, 2024

Cusip	Security Description	Trade Date Settle Date Units	Book Value: Begin Book Value: Acq Book Value: Disp Book Value: End	Prior Accrued Inc. Received Ending Accrued Total Interest	Accr. Of Discount Amort. Of Premium Net Accret/Amort Income Earned	Total Income
161571HT4	CHAIT 2023-1 A 5.16 09/15/2028	09/07/2023 09/15/2023 1,320,000.00	1,319,634.10 0.00 0.00 1,319,634.10	3,027.20 5,676.00 3,027.20 5,676.00	0.00 0.00 0.00 5,676.00	5,676.00
17275RBQ4	CISCO SYSTEMS INC 4.8 02/26/2027	02/29/2024 03/04/2024 1,500,000.00	1,500,810.00 0.00 0.00 1,500,810.00	13,000.00 0.00 19,000.00 6,000.00	0.00 0.00 0.00 6,000.00	6,000.00
21684XH82	COÖPERATIEVE RABOBANK U.A., NEW YORK BRANCH 5.9 09/06/2024	09/13/2023 09/14/2023 2,000,000.00	1,999,872.84 0.00 0.00 1,999,872.84	77,683.33 0.00 87,844.44 10,161.11	0.00 0.00 0.00 10,161.11	10,161.11
24422EVQ9	JOHN DEERE CAPITAL CORP 0.45 06/07/2024	06/07/2021 06/10/2021 760,000.00	759,050.00 0.00 0.00 759,050.00	1,368.00 0.00 1,653.00 285.00	0.00 0.00 0.00 285.00	285.00
24422EXF1	JOHN DEERE CAPITAL CORP 4.5 01/08/2027	01/10/2024 01/17/2024 1,000,000.00	999,460.00 0.00 0.00 999,460.00	14,125.00 0.00 17,875.00 3,750.00	0.00 0.00 0.00 3,750.00	3,750.00
26442UAA2	DUKE ENERGY PROGRESS LLC 3.25 08/15/2025	06/23/2022 06/27/2022 1,000,000.00	990,710.00 0.00 0.00 990,710.00	6,861.11 0.00 9,569.44 2,708.33	0.00 0.00 0.00 2,708.33	2,708.33
3130A1XJ2	FEDERAL HOME LOAN BANKS 2.875 06/14/2024	09/13/2019 09/13/2019 2,000,000.00	2,101,140.00 0.00 0.00 2,101,140.00	21,881.94 0.00 26,673.61 4,791.67	0.00 0.00 0.00 4,791.67	4,791.67
3130AQF40	FEDERAL HOME LOAN BANKS 1.0 12/20/2024	12/21/2021 12/22/2021 1,400,000.00	1,398,768.00 0.00 0.00 1,398,768.00	5,094.44 0.00 6,261.11 1,166.67	0.00 0.00 0.00 1,166.67	1,166.67
3130AVVX7	FEDERAL HOME LOAN BANKS 3.75 06/09/2028	06/07/2023 06/09/2023 1,120,000.00	1,107,243.20 0.00 0.00 1,107,243.20	16,566.67 0.00 20,066.67 3,500.00	0.00 0.00 0.00 3,500.00	3,500.00

INCOME EARNED



Murrieta Consolidated | Account # | As of May 31, 2024

Cusip	Security Description	Trade Date Settle Date Units	Book Value: Begin Book Value: Acq Book Value: Disp Book Value: End	Prior Accrued Inc. Received Ending Accrued Total Interest	Accr. Of Discount Amort. Of Premium Net Accret/Amort Income Earned	Total Income
3130AWC24	FEDERAL HOME LOAN BANKS 4.0 06/09/2028	07/06/2023 07/10/2023 2,000,000.00	1,956,940.00 0.00 0.00 1,956,940.00	31,555.56 0.00 38,222.22 6,666.67	0.00 0.00 0.00 6,666.67	6,666.67
3130AWLZ1	FEDERAL HOME LOAN BANKS 4.75 06/12/2026	08/16/2023 08/17/2023 2,000,000.00	1,998,620.00 0.00 0.00 1,998,620.00	36,680.56 0.00 44,597.22 7,916.67	0.00 0.00 0.00 7,916.67	7,916.67
3130AWTQ3	FEDERAL HOME LOAN BANKS 4.625 09/11/2026	4,500,000.00	4,476,030.00 0.00 0.00 4,476,030.00	28,906.25 0.00 46,250.00 17,343.75	0.00 0.00 0.00 17,343.75	17,343.75
3130AXU63	FEDERAL HOME LOAN BANKS 4.625 11/17/2026	11/30/2023 12/01/2023 1,750,000.00	1,754,427.50 0.00 0.00 1,754,427.50	36,871.53 40,468.75 3,147.57 6,744.79	0.00 0.00 0.00 6,744.79	6,744.79
3130AYPNO	FEDERAL HOME LOAN BANKS 4.125 01/15/2027	01/30/2024 01/31/2024 2,000,000.00	1,995,560.00 0.00 0.00 1,995,560.00	21,083.33 0.00 27,958.33 6,875.00	0.00 0.00 0.00 6,875.00	6,875.00
3130BOTYS	FEDERAL HOME LOAN BANKS 4.75 04/09/2027	04/10/2024 04/15/2024 1,500,000.00	1,496,115.00 0.00 0.00 1,496,115.00	3,958.33 0.00 9,895.83 5,937.50	0.00 0.00 0.00 5,937.50	5,937.50
3133ENKS8	FEDERAL FARM CREDIT BANKS FUNDING CORP 1.125 01/06/2025	01/06/2022 01/11/2022 755,000.00	753,301.25 0.00 0.00 753,301.25	2,713.28 0.00 3,421.09 707.81	0.00 0.00 0.00 707.81	707.81
3133ENPG9	FEDERAL FARM CREDIT BANKS FUNDING CORP 1.75 02/14/2025	02/25/2022 02/28/2022 1,200,000.00	1,197,456.00 0.00 0.00 1,197,456.00	4,491.67 0.00 6,241.67 1,750.00	0.00 0.00 0.00 1,750.00	1,750.00
3133EP6K6	FEDERAL FARM CREDIT BANKS FUNDING CORP 4.5 03/26/2027	04/08/2024 04/09/2024 1,000,000.00	995,520.00 0.00 0.00 995,520.00	4,375.00 0.00 8,125.00 3,750.00	0.00 0.00 0.00 3,750.00	3,750.00

INCOME EARNED



Murrieta Consolidated | Account # | As of May 31, 2024

Cusip	Security Description	Trade Date Settle Date Units	Book Value: Begin Book Value: Acq Book Value: Disp Book Value: End	Prior Accrued Inc. Received Ending Accrued Total Interest	Accr. Of Discount Amort. Of Premium Net Accret/Amort Income Earned	Total Income
3133EPSW6	FEDERAL FARM CREDIT BANKS FUNDING CORP 4.5 08/14/2026	08/09/2023 08/14/2023 2,405,000.00	2,399,468.50 0.00 0.00 2,399,468.50	23,148.13 0.00 32,166.88 9,018.75	0.00 0.00 0.00 9,018.75	9,018.75
3133EPW68	FEDERAL FARM CREDIT BANKS FUNDING CORP 4.125 01/22/2026	01/24/2024 01/25/2024 1,400,000.00	1,392,860.00 0.00 0.00 1,392,860.00	15,881.25 0.00 20,693.75 4,812.50	0.00 0.00 0.00 4,812.50	4,812.50
3133EPWK7	FEDERAL FARM CREDIT BANKS FUNDING CORP 4.5 09/22/2028	10/12/2023 10/16/2023 2,000,000.00	1,981,460.00 0.00 0.00 1,981,460.00	9,750.00 0.00 17,250.00 7,500.00	0.00 0.00 0.00 7,500.00	7,500.00
3133EPZY4	FEDERAL FARM CREDIT BANKS FUNDING CORP 5.0 07/30/2026	11/09/2023 11/10/2023 2,000,000.00	2,007,480.00 0.00 0.00 2,007,480.00	25,277.78 0.00 33,611.11 8,333.33	0.00 0.00 0.00 8,333.33	8,333.33
3133ERDZ1	FEDERAL FARM CREDIT BANKS FUNDING CORP 4.75 05/08/2026	05/20/2024 05/21/2024 1,000,000.00	0.00 997,690.00 0.00 997,690.00	0.00 (1,715.28) 3,034.72 1,319.44	0.00 0.00 0.00 1,319.44	1,319.44
3133ERFJ5	FEDERAL FARM CREDIT BANKS FUNDING CORP 4.5 05/20/2027	05/20/2024 05/21/2024 1,000,000.00	0.00 994,830.00 0.00 994,830.00	0.00 (125.00) 1,375.00 1,250.00	0.00 0.00 0.00 1,250.00	1,250.00
3137BM7C4	FHMS K-051 A2 3.308 09/25/2025	06/23/2022 06/28/2022 1,223,000.00	1,220,420.23 0.00 0.00 1,220,420.23	3,371.40 3,371.40 3,371.40 3,371.40	0.00 0.00 0.00 3,371.40	3,371.40
3137BSP72	FHMS K-058 A2 2.653 08/25/2026	02/09/2023 02/14/2023 2,000,000.00	1,890,546.88 0.00 0.00 1,890,546.88	4,421.67 4,421.67 4,421.67 4,421.67	0.00 0.00 0.00 4,421.67	4,421.67
3137BTUM1	FHMS K-061 A2 3.347 11/25/2026	09/22/2022 09/27/2022 889,845.82	859,653.20 0.00 (1,751.45) 857,901.75	2,487.00 2,487.00 2,481.93 2,481.93	0.00 0.00 0.00 2,481.93	2,481.93

INCOME EARNED



Murrieta Consolidated | Account # | As of May 31, 2024

Cusip	Security Description	Trade Date Settle Date Units	Book Value: Begin Book Value: Acq Book Value: Disp Book Value: End	Prior Accrued Inc. Received Ending Accrued Total Interest	Accr. Of Discount Amort. Of Premium Net Accret/Amort Income Earned	Total Income
3137BVZ82	FHMS K-063 A2 3.43 01/25/2027	862,000.00	839,600.51 0.00 0.00 839,600.51	2,463.88 2,463.88 2,463.88 2,463.88	0.00 0.00 0.00 2,463.88	2,463.88
3137F1G44	FHMS K-065 A2 3.243 04/25/2027	09/19/2022 09/22/2022 1,000,000.00	965,468.75 0.00 0.00 965,468.75	2,702.50 2,702.50 2,702.50 2,702.50	0.00 0.00 0.00 2,702.50	2,702.50
3137F4X72	FHMS K-075 A2 3.65 02/25/2028	09/14/2023 09/19/2023 1,165,000.00	1,107,478.13 0.00 0.00 1,107,478.13	3,543.54 3,543.54 3,543.54 3,543.54	0.00 0.00 0.00 3,543.54	3,543.54
3137FBU79	FHMS K-069 A2 3.187 09/25/2027	05/18/2023 05/23/2023 1,250,000.00	1,200,732.43 0.00 0.00 1,200,732.43	3,319.79 3,319.79 3,319.79 3,319.79	0.00 0.00 0.00 3,319.79	3,319.79
3137FJEH8	FHMS K-081 A2 3.9 08/25/2028	05/28/2024 05/31/2024 1,250,000.00	0.00 1,197,265.63 0.00 1,197,265.63	0.00 (4,062.50) 4,062.50 0.00	0.00 0.00 0.00 0.00	0.00
341081GN1	FLORIDA POWER & LIGHT CO 4.4 05/15/2028	05/22/2023 05/24/2023 1,500,000.00	1,484,025.00 0.00 0.00 1,484,025.00	30,433.33 33,000.00 2,933.33 5,500.00	0.00 0.00 0.00 5,500.00	5,500.00
362554AC1	GMCAR 2021-4 A3 0.68 09/16/2026	10/13/2021 10/21/2021 123,069.88	134,542.55 0.00 (11,475.80) 123,066.75	38.12 76.24 34.87 72.99	0.00 0.00 0.00 72.99	72.99
36265WAD5	GMCAR 2022-3 A3 3.64 04/16/2027	07/06/2022 07/13/2022 320,000.00	319,997.79 0.00 0.00 319,997.79	485.33 970.67 485.33 970.67	0.00 0.00 0.00 970.67	970.67
36269FAD8	GMALT 2024-1 A3 5.09 03/22/2027	02/08/2024 02/15/2024 455,000.00	454,943.13 0.00 0.00 454,943.13	707.65 1,929.96 707.65 1,929.96	0.00 0.00 0.00 1,929.96	1,929.96

INCOME EARNED



Murrieta Consolidated | Account # | As of May 31, 2024

Cusip	Security Description	Trade Date Settle Date Units	Book Value: Begin Book Value: Acq Book Value: Disp Book Value: End	Prior Accrued Inc. Received Ending Accrued Total Interest	Accr. Of Discount Amort. Of Premium Net Accret/Amort Income Earned	Total Income
379929AD4	GMALT 2023-3 A3 5.38 11/20/2026	08/08/2023 08/16/2023 280,000.00	279,966.43 0.00 0.00 279,966.43	460.29 1,255.33 460.29 1,255.33	0.00 0.00 0.00 1,255.33	1,255.33
380146AC4	GMCAR 2022-1 A3 1.26 11/16/2026	01/11/2022 01/19/2022 126,108.51	136,485.72 0.00 (10,388.17) 126,097.55	71.66 143.32 66.21 137.87	0.00 0.00 0.00 137.87	137.87
437076CR1	HOME DEPOT INC 4.0 09/15/2025	09/14/2022 09/19/2022 1,000,000.00	996,380.00 0.00 0.00 996,380.00	5,111.11 0.00 8,444.44 3,333.33	0.00 0.00 0.00 3,333.33	3,333.33
437918AC9	HAROT 2024-1 A3 5.21 08/15/2028	02/13/2024 02/21/2024 1,250,000.00	1,249,945.63 0.00 0.00 1,249,945.63	2,894.44 5,427.08 2,894.44 5,427.08	0.00 0.00 0.00 5,427.08	5,427.08
43813GAC5	HAROT 2021-1 A3 0.27 04/21/2025	02/17/2021 02/24/2021 503.19	8,231.87 0.00 (7,728.69) 503.18	0.62 1.85 0.04 1.27	0.00 0.00 0.00 1.27	1.27
43815GAC3	HAROT 2021-4 A3 0.88 01/21/2026	11/16/2021 11/24/2021 147,315.04	163,114.06 0.00 (15,830.07) 147,283.99	39.88 119.64 36.01 115.77	0.00 0.00 0.00 115.77	115.77
43815PAC3	HAROT 2022-2 A3 3.73 07/20/2026	08/15/2022 08/24/2022 350,281.80	364,978.25 0.00 (14,717.32) 350,260.93	491.63 1,134.54 471.81 1,114.72	0.00 0.00 0.00 1,114.72	1,114.72
438516CB0	HONEYWELL INTERNATIONAL INC 1.35 06/01/2025	03/09/2022 03/11/2022 1,000,000.00	970,280.00 0.00 0.00 970,280.00	5,625.00 0.00 6,750.00 1,125.00	0.00 0.00 0.00 1,125.00	1,125.00
44933LAC7	HART 2021-A A3 0.38 09/15/2025	04/20/2021 04/28/2021 31,428.43	49,096.25 0.00 (17,671.12) 31,425.12	8.29 15.55 5.31 12.57	0.00 0.00 0.00 12.57	12.57

INCOME EARNED



Murrieta Consolidated | Account # | As of May 31, 2024

Cusip	Security Description	Trade Date Settle Date Units	Book Value: Begin Book Value: Acq Book Value: Disp Book Value: End	Prior Accrued Inc. Received Ending Accrued Total Interest	Accr. Of Discount Amort. Of Premium Net Accret/Amort Income Earned	Total Income
44934KAC8	HART 2021-B A3 0.38 01/15/2026	07/20/2021 07/28/2021 199,864.99	239,802.86 0.00 (39,981.98) 199,820.88	40.51 75.95 33.76 69.20	0.00 0.00 0.00 69.20	69.20
4581X0DZ8	INTER-AMERICAN DEVELOPMENT BANK 0.5 09/23/2024	09/15/2021 09/23/2021 1,585,000.00	1,583,827.10 0.00 0.00 1,583,827.10	836.53 0.00 1,496.94 660.42	0.00 0.00 0.00 660.42	660.42
459058KT9	INTERNATIONAL BANK FOR RECONSTRUCTION AND DEVELOPM 3.5 07/12/2028	07/24/2023 07/26/2023 500,000.00	483,115.00 0.00 0.00 483,115.00	5,298.61 0.00 6,756.94 1,458.33	0.00 0.00 0.00 1,458.33	1,458.33
47787JAC2	JDOT 2022 A3 0.36 09/15/2026	03/10/2022 03/16/2022 243,078.79	266,004.12 0.00 (22,979.10) 243,025.02	274.34 514.39 250.64 490.69	0.00 0.00 0.00 490.69	490.69
47788UAC6	JDOT 2021 A3 0.36 09/15/2025	03/02/2021 03/10/2021 40,879.43	54,270.75 0.00 (13,399.18) 40,871.57	8.69 16.28 6.54 14.14	0.00 0.00 0.00 14.14	14.14
47789QAC4	JDOT 2021-B A3 0.52 03/16/2026	07/13/2021 07/21/2021 138,749.59	166,371.73 0.00 (27,634.52) 138,737.21	38.45 72.10 32.07 65.71	0.00 0.00 0.00 65.71	65.71
47800RAD5	JDOT 2024 A3 4.96 11/15/2028	03/11/2024 03/19/2024 335,000.00	334,981.24 0.00 0.00 334,981.24	738.49 1,384.67 738.49 1,384.67	0.00 0.00 0.00 1,384.67	1,384.67
48125LRU8	JPMORGAN CHASE BANK NA 5.11 12/08/2026	12/08/2023 1,575,000.00	1,576,460.00 0.00 0.00 1,576,460.00	31,969.44 0.00 38,676.31 6,706.88	0.00 0.00 0.00 6,706.88	6,706.88
57629W6F2	MASSMUTUAL GLOBAL FUNDING II 4.5 04/10/2026	04/04/2023 04/12/2023 750,000.00	749,482.50 0.00 0.00 749,482.50	1,968.75 0.00 4,781.25 2,812.50	0.00 0.00 0.00 2,812.50	2,812.50

INCOME EARNED



Murrieta Consolidated | Account # | As of May 31, 2024

Cusip	Security Description	Trade Date Settle Date Units	Book Value: Begin Book Value: Acq Book Value: Disp Book Value: End	Prior Accrued Inc. Received Ending Accrued Total Interest	Accr. Of Discount Amort. Of Premium Net Accret/Amort Income Earned	Total Income
58770JAD6	MBALT 2024-A A3 5.32 01/18/2028	05/17/2024 05/23/2024 350,000.00	0.00 349,959.05 0.00 349,959.05	0.00 0.00 413.78 413.78	0.00 0.00 0.00 413.78	413.78
58989V2F0	MET TOWER GLOBAL FUNDING 5.4 06/20/2026	06/12/2023 06/20/2023 1,000,000.00	1,000,440.00 0.00 0.00 1,000,440.00	19,650.00 0.00 24,150.00 4,500.00	0.00 0.00 0.00 4,500.00	4,500.00
61747YET8	MORGAN STANLEY 4.679 07/17/2026	09/14/2022 09/16/2022 1,000,000.00	994,030.00 0.00 0.00 994,030.00	13,517.11 0.00 17,416.28 3,899.17	0.00 0.00 0.00 3,899.17	3,899.17
63743HFE7	NATIONAL RURAL UTILITIES COOPERATIVE FINANCE CORP 3.45 06/15/2025	1,105,000.00	1,099,973.65 0.00 0.00 1,099,973.65	14,401.83 0.00 17,578.71 3,176.88	0.00 0.00 0.00 3,176.88	3,176.88
665859AW4	NORTHERN TRUST CORP 4.0 05/10/2027	09/14/2022 09/16/2022 1,000,000.00	990,460.00 0.00 0.00 990,460.00	19,000.00 20,000.00 2,333.33 3,333.33	0.00 0.00 0.00 3,333.33	3,333.33
69371RR40	PACCAR FINANCIAL CORP 0.5 08/09/2024	08/03/2021 08/09/2021 245,000.00	244,867.70 0.00 0.00 244,867.70	279.03 0.00 381.11 102.08	0.00 0.00 0.00 102.08	102.08
69371RS56	PACCAR FINANCIAL CORP 5.05 08/10/2026	1,450,000.00	1,451,925.00 0.00 0.00 1,451,925.00	16,475.63 0.00 22,577.71 6,102.08	0.00 0.00 0.00 6,102.08	6,102.08
713448FW3	PEPSICO INC 5.125 11/10/2026	11/08/2023 11/10/2023 510,000.00	509,862.30 0.00 0.00 509,862.30	12,415.31 13,068.75 1,524.69 2,178.13	0.00 0.00 0.00 2,178.13	2,178.13
74456QBU9	PUBLIC SERVICE ELECTRIC AND GAS CO 3.7 05/01/2028	06/22/2023 06/26/2023 750,000.00	715,005.00 0.00 0.00 715,005.00	13,875.00 13,875.00 2,312.50 2,312.50	0.00 0.00 0.00 2,312.50	2,312.50

INCOME EARNED



Murrieta Consolidated | Account # | As of May 31, 2024

Cusip	Security Description	Trade Date Settle Date Units	Book Value: Begin Book Value: Acq Book Value: Disp Book Value: End	Prior Accrued Inc. Received Ending Accrued Total Interest	Accr. Of Discount Amort. Of Premium Net Accret/Amort Income Earned	Total Income
78016EYM3	ROYAL BANK OF CANADA 1.6 01/21/2025	01/12/2022 01/21/2022 1,000,000.00	1,000,000.00 0.00 0.00 1,000,000.00	4,444.44 0.00 5,777.78 1,333.33	0.00 0.00 0.00 1,333.33	1,333.33
78016HZT0	ROYAL BANK OF CANADA 4.875 01/19/2027	01/10/2024 01/19/2024 1,245,000.00	1,244,688.75 0.00 0.00 1,244,688.75	17,196.56 0.00 22,254.38 5,057.81	0.00 0.00 0.00 5,057.81	5,057.81
79466LAG9	SALESFORCE INC 0.625 07/15/2024	06/29/2021 07/12/2021 200,000.00	199,898.00 0.00 0.00 199,898.00	368.06 0.00 472.22 104.17	0.00 0.00 0.00 104.17	104.17
857477BR3	STATE STREET CORP 1.746 02/06/2026	02/02/2022 02/07/2022 335,000.00	335,000.00 0.00 0.00 335,000.00	1,381.04 0.00 1,868.46 487.43	0.00 0.00 0.00 487.43	487.43
857477CL5	STATE STREET CORP 4.993 03/18/2027	03/13/2024 03/18/2024 1,210,000.00	1,210,000.00 0.00 0.00 1,210,000.00	7,216.27 0.00 12,250.88 5,034.61	0.00 0.00 0.00 5,034.61	5,034.61
89115A2A9	TORONTO-DOMINION BANK 3.766 06/06/2025	06/02/2022 06/08/2022 1,000,000.00	1,001,830.00 0.00 0.00 1,001,830.00	15,168.61 0.00 18,306.94 3,138.33	0.00 0.00 0.00 3,138.33	3,138.33
89233GEM4	Toyota Motor Credit Corporation 05/21/2024	10/02/2023 10/03/2023 0.00	1,927,876.67 0.00 (1,927,876.67) 0.00	0.00 0.00 0.00 0.00	0.00 0.00 0.00 0.00	0.00
89233GNX0	Toyota Motor Credit Corporation 01/31/2025	05/21/2024 05/21/2024 2,000,000.00	0.00 1,925,625.00 0.00 1,925,625.00	0.00 0.00 0.00 0.00	0.00 0.00 0.00 0.00	0.00
89236TJH9	TOYOTA MOTOR CREDIT CORP 0.5 06/18/2024	06/15/2021 06/18/2021 1,140,000.00	1,138,643.40 0.00 0.00 1,138,643.40	2,105.83 0.00 2,580.83 475.00	0.00 0.00 0.00 475.00	475.00

INCOME EARNED



Murrieta Consolidated | Account # | As of May 31, 2024

Cusip	Security Description	Trade Date Settle Date Units	Book Value: Begin Book Value: Acq Book Value: Disp Book Value: End	Prior Accrued Inc. Received Ending Accrued Total Interest	Accr. Of Discount Amort. Of Premium Net Accret/Amort Income Earned	Total Income
89240BAC2	TAOT 2021-A A3 0.26 05/15/2025	02/02/2021 02/08/2021 7,311.23	35,206.34 0.00 (27,896.47) 7,309.87	4.07 7.63 0.84 4.41	0.00 0.00 0.00 4.41	4.41
91159HHX1	US BANCORP 2.4 07/30/2024	11/09/2021 11/12/2021 1,000,000.00	1,041,550.00 0.00 0.00 1,041,550.00	6,066.67 0.00 8,066.67 2,000.00	0.00 0.00 0.00 2,000.00	2,000.00
912797GB7	UNITED STATES TREASURY 07/11/2024	01/16/2024 01/17/2024 2,750,000.00	2,682,875.25 0.00 0.00 2,682,875.25	0.00 0.00 0.00 0.00	0.00 0.00 0.00 0.00	0.00
912797HT7	UNITED STATES TREASURY 06/06/2024	03/06/2024 03/07/2024 2,500,000.00	2,466,933.51 0.00 0.00 2,466,933.51	0.00 0.00 0.00 0.00	0.00 0.00 0.00 0.00	0.00
912797KU0	UNITED STATES TREASURY 10/17/2024	04/22/2024 04/23/2024 2,000,000.00	1,949,235.42 0.00 0.00 1,949,235.42	0.00 0.00 0.00 0.00	0.00 0.00 0.00 0.00	0.00
9128283F5	UNITED STATES TREASURY 2.25 11/15/2027	06/07/2023 06/09/2023 1,400,000.00	1,298,937.50 0.00 0.00 1,298,937.50	14,538.46 15,750.00 1,455.16 2,666.70	0.00 0.00 0.00 2,666.70	2,666.70
9128285C0	UNITED STATES TREASURY 3.0 09/30/2025	3,250,000.00	3,259,882.81 0.00 0.00 3,259,882.81	8,258.20 0.00 16,516.39 8,258.20	0.00 0.00 0.00 8,258.20	8,258.20
9128285J5	UNITED STATES TREASURY 3.0 10/31/2025	06/23/2022 06/24/2022 2,500,000.00	2,498,632.81 0.00 0.00 2,498,632.81	203.80 0.00 6,521.74 6,317.93	0.00 0.00 0.00 6,317.93	6,317.93
9128285M8	UNITED STATES TREASURY 3.125 11/15/2028	04/22/2024 04/23/2024 2,000,000.00	1,870,625.00 0.00 0.00 1,870,625.00	28,846.15 31,250.00 2,887.23 5,291.07	0.00 0.00 0.00 5,291.07	5,291.07

INCOME EARNED



Murrieta Consolidated | Account # | As of May 31, 2024

Cusip	Security Description	Trade Date Settle Date Units	Book Value: Begin Book Value: Acq Book Value: Disp Book Value: End	Prior Accrued Inc. Received Ending Accrued Total Interest	Accr. Of Discount Amort. Of Premium Net Accret/Amort Income Earned	Total Income
9128285T3	UNITED STATES TREASURY 2.625 12/31/2025	09/14/2022 09/15/2022 2,500,000.00	2,412,792.97 0.00 0.00 2,412,792.97	21,995.19 0.00 27,584.13 5,588.94	0.00 0.00 0.00 5,588.94	5,588.94
9128286L9	UNITED STATES TREASURY 2.25 03/31/2026	09/14/2022 09/15/2022 2,500,000.00	2,377,832.03 0.00 0.00 2,377,832.03	4,764.34 0.00 9,528.69 4,764.34	0.00 0.00 0.00 4,764.34	4,764.34
912828M56	UNITED STATES TREASURY 2.25 11/15/2025	06/23/2022 06/24/2022 2,500,000.00	2,431,152.34 0.00 0.00 2,431,152.34	25,961.54 28,125.00 2,598.51 4,761.97	0.00 0.00 0.00 4,761.97	4,761.97
912828U24	UNITED STATES TREASURY 2.0 11/15/2026	09/13/2023 09/14/2023 3,000,000.00	2,767,031.25 0.00 0.00 2,767,031.25	27,692.31 30,000.00 2,771.74 5,079.43	0.00 0.00 0.00 5,079.43	5,079.43
912828YM6	UNITED STATES TREASURY 1.5 10/31/2024	09/24/2021 09/27/2021 1,700,000.00	1,749,273.44 0.00 0.00 1,749,273.44	69.29 0.00 2,217.39 2,148.10	0.00 0.00 0.00 2,148.10	2,148.10
912828YX2	UNITED STATES TREASURY 1.75 12/31/2026	12/27/2023 12/28/2023 1,750,000.00	1,641,240.23 0.00 0.00 1,641,240.23	10,264.42 0.00 12,872.60 2,608.17	0.00 0.00 0.00 2,608.17	2,608.17
912828Z52	UNITED STATES TREASURY 1.375 01/31/2025	06/04/2021 06/07/2021 2,000,000.00	2,062,500.00 0.00 0.00 2,062,500.00	6,875.00 0.00 9,217.03 2,342.03	0.00 0.00 0.00 2,342.03	2,342.03
912828ZC7	UNITED STATES TREASURY 1.125 02/28/2025	02/09/2022 02/10/2022 1,200,000.00	1,183,359.38 0.00 0.00 1,183,359.38	2,274.46 0.00 3,411.68 1,137.23	0.00 0.00 0.00 1,137.23	1,137.23
912828ZF0	UNITED STATES TREASURY 0.5 03/31/2025	03/03/2021 03/04/2021 2,000,000.00	1,997,031.25 0.00 0.00 1,997,031.25	846.99 0.00 1,693.99 846.99	0.00 0.00 0.00 846.99	846.99

INCOME EARNED



Murrieta Consolidated | Account # | As of May 31, 2024

Cusip	Security Description	Trade Date Settle Date Units	Book Value: Begin Book Value: Acq Book Value: Disp Book Value: End	Prior Accrued Inc. Received Ending Accrued Total Interest	Accr. Of Discount Amort. Of Premium Net Accret/Amort Income Earned	Total Income
912828ZL7	UNITED STATES TREASURY 0.375 04/30/2025	04/12/2021 04/13/2021 2,000,000.00	1,977,343.75 0.00 0.00 1,977,343.75	20.38 0.00 652.17 631.79	0.00 0.00 0.00 631.79	631.79
912828ZT0	UNITED STATES TREASURY 0.25 05/31/2025	10/14/2021 10/15/2021 1,800,000.00	1,765,757.81 0.00 0.00 1,765,757.81	1,881.15 2,250.00 12.30 381.15	0.00 0.00 0.00 381.15	381.15
91282CAB7	UNITED STATES TREASURY 0.25 07/31/2025	12/02/2021 12/03/2021 2,000,000.00	1,942,031.25 0.00 0.00 1,942,031.25	1,250.00 0.00 1,675.82 425.82	0.00 0.00 0.00 425.82	425.82
91282CAJ0	UNITED STATES TREASURY 0.25 08/31/2025	03/22/2022 03/23/2022 1,000,000.00	928,828.13 0.00 0.00 928,828.13	421.20 0.00 631.79 210.60	0.00 0.00 0.00 210.60	210.60
91282CCC3	UNITED STATES TREASURY 0.25 05/15/2024	05/12/2021 05/17/2021 0.00	996,875.00 0.00 (996,875.00) 0.00	1,153.85 1,250.00 0.00 96.15	0.00 0.00 0.00 96.15	96.15
91282CCT6	UNITED STATES TREASURY 0.375 08/15/2024	08/26/2021 08/27/2021 2,000,000.00	1,995,234.38 0.00 0.00 1,995,234.38	1,565.93 0.00 2,204.67 638.74	0.00 0.00 0.00 638.74	638.74
91282CCX7	UNITED STATES TREASURY 0.375 09/15/2024	09/10/2021 09/15/2021 1,800,000.00	1,796,484.38 0.00 0.00 1,796,484.38	862.09 0.00 1,430.71 568.61	0.00 0.00 0.00 568.61	568.61
91282CDH1	UNITED STATES TREASURY 0.75 11/15/2024	11/29/2021 11/30/2021 2,000,000.00	1,996,328.13 0.00 0.00 1,996,328.13	6,923.08 7,500.00 692.93 1,269.86	0.00 0.00 0.00 1,269.86	1,269.86
91282CDN8	UNITED STATES TREASURY 1.0 12/15/2024	12/29/2021 12/30/2021 900,000.00	900,386.72 0.00 0.00 900,386.72	3,393.44 0.00 4,155.74 762.30	0.00 0.00 0.00 762.30	762.30

INCOME EARNED



Murrieta Consolidated | Account # | As of May 31, 2024

Cusip	Security Description	Trade Date Settle Date Units	Book Value: Begin Book Value: Acq Book Value: Disp Book Value: End	Prior Accrued Inc. Received Ending Accrued Total Interest	Accr. Of Discount Amort. Of Premium Net Accret/Amort Income Earned	Total Income
91282CEF4	UNITED STATES TREASURY 2.5 03/31/2027	11/17/2022 11/18/2022 2,500,000.00	2,349,414.06 0.00 0.00 2,349,414.06	5,293.72 0.00 10,587.43 5,293.72	0.00 0.00 0.00 5,293.72	5,293.72
91282CEW7	UNITED STATES TREASURY 3.25 06/30/2027	12/12/2022 12/13/2022 1,300,000.00	1,266,687.50 0.00 0.00 1,266,687.50	14,160.71 0.00 17,758.93 3,598.21	0.00 0.00 0.00 3,598.21	3,598.21
91282CFB2	UNITED STATES TREASURY 2.75 07/31/2027	07/26/2023 07/27/2023 2,000,000.00	1,887,109.38 0.00 0.00 1,887,109.38	13,750.00 0.00 18,434.07 4,684.07	0.00 0.00 0.00 4,684.07	4,684.07
91282CFH9	UNITED STATES TREASURY 3.125 08/31/2027	01/24/2023 01/25/2023 2,500,000.00	2,445,117.19 0.00 0.00 2,445,117.19	13,162.36 0.00 19,743.55 6,581.18	0.00 0.00 0.00 6,581.18	6,581.18
91282CFM8	UNITED STATES TREASURY 4.125 09/30/2027	02/22/2023 02/28/2023 1,600,000.00	1,595,500.00 0.00 0.00 1,595,500.00	5,590.16 0.00 11,180.33 5,590.16	0.00 0.00 0.00 5,590.16	5,590.16
91282CGV7	UNITED STATES TREASURY 3.75 04/15/2026	03/20/2024 03/21/2024 2,000,000.00	1,965,703.13 0.00 0.00 1,965,703.13	3,278.69 0.00 9,631.15 6,352.46	0.00 0.00 0.00 6,352.46	6,352.46
91324PEB4	UNITEDHEALTH GROUP INC 0.55 05/15/2024	11/08/2021 11/10/2021 0.00	422,560.50 0.00 (422,560.50) 0.00	1,077.85 1,168.75 0.00 90.90	0.00 0.00 0.00 90.90	90.90
Total Fixed Income	147,314,935.32		144,632,605.08 5,465,369.68 (5,039,197.95) 145,058,776.80	988,860.04 328,153.80 1,009,134.63 348,428.39	0.00 0.00 0.00 348,428.39	348,428.39
TOTAL PORTFOLIO	147,704,597.31		145,035,483.01 8,972,021.76 (8,559,271.68) 145,448,438.79	988,860.04 334,658.41 1,009,134.63 354,933.00	0.00 0.00 0.00 354,933.00	354,933.00

CASH FLOW REPORT



Murrieta Consolidated | Account # | As of May 31, 2024

Payment Date	Transaction Type	CUSIP	Quantity	Security Description	Principal Amount	Income	Total Amount
JUNE 2024							
06/06/2024	Coupon	89115A2A9	1,000,000.00	TORONTO-DOMINION BANK 3.766 06/06/2025		18,830.00	18,830.00
06/06/2024	Final Maturity	912797HT7	2,500,000.00	UNITED STATES TREASURY 06/06/2024	2,500,000.00		2,500,000.00
06/07/2024	Coupon	24422EVQ9	760,000.00	JOHN DEERE CAPITAL CORP 0.45 06/07/2024		1,710.00	1,710.00
06/07/2024	Final Maturity	24422EVQ9	760,000.00	JOHN DEERE CAPITAL CORP 0.45 06/07/2024	760,000.00		760,000.00
06/10/2024	Coupon	3130AVVX7	1,120,000.00	FEDERAL HOME LOAN BANKS 3.75 06/09/2028		21,000.00	21,000.00
06/10/2024	Coupon	3130AWC24	2,000,000.00	FEDERAL HOME LOAN BANKS 4.0 06/09/2028		40,000.00	40,000.00
06/10/2024	Coupon	48125LRU8	1,575,000.00	JPMORGAN CHASE BANK NA 5.11 12/08/2026		40,241.25	40,241.25
06/12/2024	Coupon	3130AWLZ1	2,000,000.00	FEDERAL HOME LOAN BANKS 4.75 06/12/2026		47,500.00	47,500.00
06/14/2024	Coupon	3130A1XJ2	2,000,000.00	FEDERAL HOME LOAN BANKS 2.875 06/14/2024		28,750.00	28,750.00
06/14/2024	Final Maturity	3130A1XJ2	2,000,000.00	FEDERAL HOME LOAN BANKS 2.875 06/14/2024	2,000,000.00		2,000,000.00
06/17/2024	Coupon	02582JIT8	905,000.00	AMXCA 2022-2 A 05/17/2027		2,556.63	2,556.63
06/17/2024	Coupon	02582JKH2	640,000.00	AMXCA 2024-1 A 5.23 04/16/2029		2,789.33	2,789.33
06/17/2024	Coupon	161571HT4	1,320,000.00	CHAIT 2023-1 A 5.16 09/15/2028		5,676.00	5,676.00
06/17/2024	Coupon	362554AC1	123,069.88	GMCAR 2021-4 A3 0.68 09/16/2026		70.03	70.03
06/17/2024	Principal Paydown	362554AC1	123,069.88	GMCAR 2021-4 A3 0.68 09/16/2026	10,670.71		10,670.71
06/17/2024	Coupon	36265WAD5	320,000.00	GMCAR 2022-3 A3 3.64 04/16/2027		970.67	970.67
06/17/2024	Principal Paydown	36265WAD5	320,000.00	GMCAR 2022-3 A3 3.64 04/16/2027	16,216.41		16,216.41
06/17/2024	Coupon	380146AC4	126,108.51	GMCAR 2022-1 A3 1.26 11/16/2026		131.53	131.53
06/17/2024	Principal Paydown	380146AC4	126,108.51	GMCAR 2022-1 A3 1.26 11/16/2026	10,165.43		10,165.43
06/17/2024	Coupon	437918AC9	1,250,000.00	HAROT 2024-1 A3 5.21 08/15/2028		5,427.08	5,427.08
06/17/2024	Coupon	44933LAC7	31,428.43	HART 2021-A A3 0.38 09/15/2025		9.95	9.95
06/17/2024	Principal Paydown	44933LAC7	31,428.43	HART 2021-A A3 0.38 09/15/2025	16,570.68		16,570.68
06/17/2024	Coupon	44934KAC8	199,864.99	HART 2021-B A3 0.38 01/15/2026		98.27	98.27
06/17/2024	Principal Paydown	44934KAC8	199,864.99	HART 2021-B A3 0.38 01/15/2026	37,877.73		37,877.73
06/17/2024	Coupon	47787JAC2	243,078.79	JDOT 2022 A3 0.36 09/15/2026		469.95	469.95
06/17/2024	Principal Paydown	47787JAC2	243,078.79	JDOT 2022 A3 0.36 09/15/2026	16,729.68		16,729.68
06/17/2024	Coupon	47788UAC6	40,879.43	JDOT 2021 A3 0.36 09/15/2025		12.26	12.26
06/17/2024	Principal Paydown	47788UAC6	40,879.43	JDOT 2021 A3 0.36 09/15/2025	8,406.21		8,406.21
06/17/2024	Coupon	47789QAC4	138,749.59	JDOT 2021-B A3 0.52 03/16/2026		60.12	60.12

CASH FLOW REPORT



Murrieta Consolidated | Account # | As of May 31, 2024

Payment Date	Transaction Type	CUSIP	Quantity	Security Description	Principal Amount	Income	Total Amount
06/17/2024	Principal Paydown	47789QAC4	138,749.59	JDOT 2021-B A3 0.52 03/16/2026	13,418.66		13,418.66
06/17/2024	Coupon	47800RAD5	335,000.00	JDOT 2024 A3 4.96 11/15/2028		1,384.67	1,384.67
06/17/2024	Coupon	58770JAD6	350,000.00	MBALT 2024-A A3 5.32 01/18/2028		1,210.61	1,210.61
06/17/2024	Coupon	63743HFE7	1,105,000.00	NATIONAL RURAL UTILITIES COOPERATIVE FINANCE CORP 3.45 06/15/2025		19,061.25	19,061.25
06/17/2024	Coupon	89240BAC2	7,311.23	TAOT 2021-A A3 0.26 05/15/2025		1.58	1.58
06/17/2024	Effective Maturity	89240BAC2	7,311.23	TAOT 2021-A A3 0.26 05/15/2025	7,311.23		7,311.23
06/17/2024	Coupon	91282CDN8	900,000.00	UNITED STATES TREASURY 1.0 12/15/2024		4,500.00	4,500.00
06/18/2024	Coupon	43815PAC3	350,281.80	HAROT 2022-2 A3 3.73 07/20/2026		1,086.36	1,086.36
06/18/2024	Principal Paydown	43815PAC3	350,281.80	HAROT 2022-2 A3 3.73 07/20/2026	24,716.26		24,716.26
06/18/2024	Coupon	89236TJH9	1,140,000.00	TOYOTA MOTOR CREDIT CORP 0.5 06/18/2024		2,850.00	2,850.00
06/18/2024	Final Maturity	89236TJH9	1,140,000.00	TOYOTA MOTOR CREDIT CORP 0.5 06/18/2024	1,140,000.00		1,140,000.00
06/20/2024	Coupon	3130AQF40	1,400,000.00	FEDERAL HOME LOAN BANKS 1.0 12/20/2024		7,000.00	7,000.00
06/20/2024	Coupon	36269FAD8	455,000.00	GMALT 2024-1 A3 5.09 03/22/2027		1,929.96	1,929.96
06/20/2024	Coupon	379929AD4	280,000.00	GMALT 2023-3 A3 5.38 11/20/2026		1,255.33	1,255.33
06/20/2024	Coupon	58989V2F0	1,000,000.00	MET TOWER GLOBAL FUNDING 5.4 06/20/2026		27,000.00	27,000.00
06/21/2024	Coupon	43813GAC5	503.19	HAROT 2021-1 A3 0.27 04/21/2025		0.92	0.92
06/21/2024	Effective Maturity	43813GAC5	503.19	HAROT 2021-1 A3 0.27 04/21/2025	4,079.11		4,079.11
06/21/2024	Coupon	43815GAC3	147,315.04	HAROT 2021-4 A3 0.88 01/21/2026		108.03	108.03
06/21/2024	Principal Paydown	43815GAC3	147,315.04	HAROT 2021-4 A3 0.88 01/21/2026	15,992.30		15,992.30
06/25/2024	Coupon	05593AAC3	153,772.69	BMWLT 2023-1 A3 5.16 11/25/2025		603.47	603.47
06/25/2024	Principal Paydown	05593AAC3	153,772.69	BMWLT 2023-1 A3 5.16 11/25/2025	22,891.17		22,891.17
06/25/2024	Coupon	05602RAD3	237,725.93	BMWOT 2022-A A3 3.21 08/25/2026		634.54	634.54
06/25/2024	Principal Paydown	05602RAD3	237,725.93	BMWOT 2022-A A3 3.21 08/25/2026	19,917.43		19,917.43
06/25/2024	Coupon	3137BM7C4	1,223,000.00	FHMS K-051 A2 3.308 09/25/2025		3,371.40	3,371.40
06/25/2024	Coupon	3137BSP72	2,000,000.00	FHMS K-058 A2 2.653 08/25/2026		4,421.67	4,421.67
06/25/2024	Coupon	3137BTUM1	889,845.82	FHMS K-061 A2 3.347 11/25/2026		2,481.93	2,481.93
06/25/2024	Coupon	3137BVZ82	862,000.00	FHMS K-063 A2 3.43 01/25/2027		2,463.89	2,463.89
06/25/2024	Coupon	3137F1G44	1,000,000.00	FHMS K-065 A2 3.243 04/25/2027		2,702.50	2,702.50
06/25/2024	Coupon	3137F4X72	1,165,000.00	FHMS K-075 A2 3.65 02/25/2028		3,543.54	3,543.54
06/25/2024	Coupon	3137FBU79	1,250,000.00	FHMS K-069 A2 3.187 09/25/2027		3,319.79	3,319.79
06/25/2024	Coupon	3137FJEH8	1,250,000.00	FHMS K-081 A2 3.9 08/25/2028		4,062.50	4,062.50

CASH FLOW REPORT



Murrieta Consolidated | Account # | As of May 31, 2024

Payment Date	Transaction Type	CUSIP	Quantity	Security Description	Principal Amount	Income	Total Amount
June 2024 Total					6,624,963.01	311,297.02	6,936,260.03
JULY 2024							
07/01/2024	Coupon	9128285T3	2,500,000.00	UNITED STATES TREASURY 2.625 12/31/2025		32,812.50	32,812.50
07/01/2024	Coupon	912828YX2	1,750,000.00	UNITED STATES TREASURY 1.75 12/31/2026		15,312.50	15,312.50
07/01/2024	Coupon	91282CEW7	1,300,000.00	UNITED STATES TREASURY 3.25 06/30/2027		21,125.00	21,125.00
07/08/2024	Coupon	24422EXF1	1,000,000.00	JOHN DEERE CAPITAL CORP 4.5 01/08/2027		22,500.00	22,500.00
07/08/2024	Coupon	3133ENKS8	755,000.00	FEDERAL FARM CREDIT BANKS FUNDING CORP 1.125 01/06/2025		4,246.88	4,246.88
07/11/2024	Final Maturity	912797GB7	2,750,000.00	UNITED STATES TREASURY 07/11/2024	2,750,000.00		2,750,000.00
07/12/2024	Coupon	459058KT9	500,000.00	INTERNATIONAL BANK FOR RECONSTRUCTION AND DEVELOPM 3.5 07/12/2028		8,750.00	8,750.00
07/15/2024	Coupon	02582JIT8	905,000.00	AMXCA 2022-2 A 05/17/2027		2,556.63	2,556.63
07/15/2024	Coupon	02582JKH2	640,000.00	AMXCA 2024-1 A 5.23 04/16/2029		2,789.33	2,789.33
07/15/2024	Coupon	161571HT4	1,320,000.00	CHAIT 2023-1 A 5.16 09/15/2028		5,676.00	5,676.00
07/15/2024	Coupon	3130AYPN0	2,000,000.00	FEDERAL HOME LOAN BANKS 4.125 01/15/2027		38,041.67	38,041.67
07/15/2024	Coupon	437918AC9	1,250,000.00	HAROT 2024-1 A3 5.21 08/15/2028		5,427.08	5,427.08
07/15/2024	Coupon	44933LAC7	31,428.43	HART 2021-A A3 0.38 09/15/2025		4.71	4.71
07/15/2024	Effective Maturity	44933LAC7	31,428.43	HART 2021-A A3 0.38 09/15/2025	14,857.75		14,857.75
07/15/2024	Coupon	44934KAC8	199,864.99	HART 2021-B A3 0.38 01/15/2026		79.64	79.64
07/15/2024	Principal Paydown	44934KAC8	199,864.99	HART 2021-B A3 0.38 01/15/2026	36,971.56		36,971.56
07/15/2024	Coupon	47787JAC2	243,078.79	JDOT 2022 A3 0.36 09/15/2026		437.61	437.61
07/15/2024	Principal Paydown	47787JAC2	243,078.79	JDOT 2022 A3 0.36 09/15/2026	19,851.82		19,851.82
07/15/2024	Coupon	47788UAC6	40,879.43	JDOT 2021 A3 0.36 09/15/2025		9.74	9.74
07/15/2024	Principal Paydown	47788UAC6	40,879.43	JDOT 2021 A3 0.36 09/15/2025	9,028.74		9,028.74
07/15/2024	Coupon	47789QAC4	138,749.59	JDOT 2021-B A3 0.52 03/16/2026		54.31	54.31
07/15/2024	Principal Paydown	47789QAC4	138,749.59	JDOT 2021-B A3 0.52 03/16/2026	10,632.12		10,632.12
07/15/2024	Coupon	47800RAD5	335,000.00	JDOT 2024 A3 4.96 11/15/2028		1,384.67	1,384.67
07/15/2024	Coupon	58770JAD6	350,000.00	MBALT 2024-A A3 5.32 01/18/2028		1,650.83	1,650.83
07/15/2024	Coupon	79466LAG9	200,000.00	SALESFORCE INC 0.625 07/15/2024		625.00	625.00
07/15/2024	Final Maturity	79466LAG9	200,000.00	SALESFORCE INC 0.625 07/15/2024	200,000.00		200,000.00
07/16/2024	Coupon	362554AC1	123,069.88	GMCAR 2021-4 A3 0.68 09/16/2026		63.98	63.98

CASH FLOW REPORT



Murrieta Consolidated | Account # | As of May 31, 2024

Payment Date	Transaction Type	CUSIP	Quantity	Security Description	Principal Amount	Income	Total Amount
07/16/2024	Principal Paydown	362554AC1	123,069.88	GMCAR 2021-4 A3 0.68 09/16/2026	9,881.22		9,881.22
07/16/2024	Coupon	36265WAD5	320,000.00	GMCAR 2022-3 A3 3.64 04/16/2027		921.48	921.48
07/16/2024	Principal Paydown	36265WAD5	320,000.00	GMCAR 2022-3 A3 3.64 04/16/2027	21,495.47		21,495.47
07/16/2024	Coupon	380146AC4	126,108.51	GMCAR 2022-1 A3 1.26 11/16/2026		120.85	120.85
07/16/2024	Principal Paydown	380146AC4	126,108.51	GMCAR 2022-1 A3 1.26 11/16/2026	9,911.53		9,911.53
07/17/2024	Coupon	61747YET8	1,000,000.00	MORGAN STANLEY 4.679 07/17/2026		23,395.00	23,395.00
07/18/2024	Coupon	43815PAC3	350,281.80	HAROT 2022-2 A3 3.73 07/20/2026		1,009.53	1,009.53
07/18/2024	Principal Paydown	43815PAC3	350,281.80	HAROT 2022-2 A3 3.73 07/20/2026	24,065.45		24,065.45
07/19/2024	Coupon	78016HZT0	1,245,000.00	ROYAL BANK OF CANADA 4.875 01/19/2027		30,346.88	30,346.88
07/22/2024	Coupon	3133EPW68	1,400,000.00	FEDERAL FARM CREDIT BANKS FUNDING CORP 4.125 01/22/2026		28,875.00	28,875.00
07/22/2024	Coupon	36269FAD8	455,000.00	GMALT 2024-1 A3 5.09 03/22/2027		1,929.96	1,929.96
07/22/2024	Coupon	379929AD4	280,000.00	GMALT 2023-3 A3 5.38 11/20/2026		1,255.33	1,255.33
07/22/2024	Coupon	43815GAC3	147,315.04	HAROT 2021-4 A3 0.88 01/21/2026		96.30	96.30
07/22/2024	Principal Paydown	43815GAC3	147,315.04	HAROT 2021-4 A3 0.88 01/21/2026	13,874.96		13,874.96
07/22/2024	Coupon	78016EYM3	1,000,000.00	ROYAL BANK OF CANADA 1.6 01/21/2025		8,000.00	8,000.00
07/25/2024	Coupon	05593AAC3	153,772.69	BMWLT 2023-1 A3 5.16 11/25/2025		505.04	505.04
07/25/2024	Principal Paydown	05593AAC3	153,772.69	BMWLT 2023-1 A3 5.16 11/25/2025	21,509.60		21,509.60
07/25/2024	Coupon	05602RAD3	237,725.93	BMWOT 2022-A A3 3.21 08/25/2026		581.27	581.27
07/25/2024	Principal Paydown	05602RAD3	237,725.93	BMWOT 2022-A A3 3.21 08/25/2026	19,350.39		19,350.39
07/25/2024	Coupon	3137BM7C4	1,223,000.00	FHMS K-051 A2 3.308 09/25/2025		3,371.40	3,371.40
07/25/2024	Coupon	3137BSP72	2,000,000.00	FHMS K-058 A2 2.653 08/25/2026		4,421.67	4,421.67
07/25/2024	Coupon	3137BTUM1	889,845.82	FHMS K-061 A2 3.347 11/25/2026		2,477.15	2,477.15
07/25/2024	Principal Paydown	3137BTUM1	889,845.82	FHMS K-061 A2 3.347 11/25/2026	1,825.96		1,825.96
07/25/2024	Coupon	3137BVZ82	862,000.00	FHMS K-063 A2 3.43 01/25/2027		2,463.88	2,463.88
07/25/2024	Coupon	3137F1G44	1,000,000.00	FHMS K-065 A2 3.243 04/25/2027		2,702.50	2,702.50
07/25/2024	Coupon	3137F4X72	1,165,000.00	FHMS K-075 A2 3.65 02/25/2028		3,543.54	3,543.54
07/25/2024	Coupon	3137FBU79	1,250,000.00	FHMS K-069 A2 3.187 09/25/2027		3,319.79	3,319.79
07/25/2024	Principal Paydown	3137FBU79	1,250,000.00	FHMS K-069 A2 3.187 09/25/2027	443.63		443.63
07/25/2024	Coupon	3137FJEH8	1,250,000.00	FHMS K-081 A2 3.9 08/25/2028		4,062.50	4,062.50
07/30/2024	Coupon	3133EPZY4	2,000,000.00	FEDERAL FARM CREDIT BANKS FUNDING CORP 5.0 07/30/2026		50,000.00	50,000.00

CASH FLOW REPORT



Murrieta Consolidated | Account # | As of May 31, 2024

Payment Date	Transaction Type	CUSIP	Quantity	Security Description	Principal Amount	Income	Total Amount
07/30/2024	Coupon	91159HHX1	1,000,000.00	US BANCORP 2.4 07/30/2024		12,000.00	12,000.00
07/30/2024	Final Maturity	91159HHX1	1,000,000.00	US BANCORP 2.4 07/30/2024	1,000,000.00		1,000,000.00
07/31/2024	Coupon	912828Z52	2,000,000.00	UNITED STATES TREASURY 1.375 01/31/2025		13,750.00	13,750.00
07/31/2024	Coupon	91282CAB7	2,000,000.00	UNITED STATES TREASURY 0.25 07/31/2025		2,500.00	2,500.00
07/31/2024	Coupon	91282CFB2	2,000,000.00	UNITED STATES TREASURY 2.75 07/31/2027		27,500.00	27,500.00
July 2024 Total					4,163,700.18	392,697.14	4,556,397.33
AUGUST 2024							
08/06/2024	Coupon	857477BR3	335,000.00	STATE STREET CORP 1.746 02/06/2026		2,924.55	2,924.55
08/09/2024	Coupon	69371RR40	245,000.00	PACCAR FINANCIAL CORP 0.5 08/09/2024		612.50	612.50
08/09/2024	Final Maturity	69371RR40	245,000.00	PACCAR FINANCIAL CORP 0.5 08/09/2024	245,000.00		245,000.00
08/12/2024	Coupon	14913R2Z9	1,375,000.00	CATERPILLAR FINANCIAL SERVICES CORP 3.65 08/12/2025		25,093.75	25,093.75
08/12/2024	Coupon	69371RS56	1,450,000.00	PACCAR FINANCIAL CORP 5.05 08/10/2026		36,612.50	36,612.50
08/14/2024	Coupon	3133ENPG9	1,200,000.00	FEDERAL FARM CREDIT BANKS FUNDING CORP 1.75 02/14/2025		10,500.00	10,500.00
08/14/2024	Coupon	3133EPSW6	2,405,000.00	FEDERAL FARM CREDIT BANKS FUNDING CORP 4.5 08/14/2026		54,112.50	54,112.50
08/15/2024	Coupon	02582JIT8	905,000.00	AMXCA 2022-2 A 05/17/2027		2,556.63	2,556.63
08/15/2024	Coupon	02582JKH2	640,000.00	AMXCA 2024-1 A 5.23 04/16/2029		2,789.33	2,789.33
08/15/2024	Coupon	161571HT4	1,320,000.00	CHAIT 2023-1 A 5.16 09/15/2028		5,676.00	5,676.00
08/15/2024	Coupon	26442UAA2	1,000,000.00	DUKE ENERGY PROGRESS LLC 3.25 08/15/2025		16,250.00	16,250.00
08/15/2024	Coupon	437918AC9	1,250,000.00	HAROT 2024-1 A3 5.21 08/15/2028		5,427.08	5,427.08
08/15/2024	Coupon	44934KAC8	199,864.99	HART 2021-B A3 0.38 01/15/2026		61.47	61.47
08/15/2024	Principal Paydown	44934KAC8	199,864.99	HART 2021-B A3 0.38 01/15/2026	35,735.53		35,735.53
08/15/2024	Coupon	47787JAC2	243,078.79	JDOT 2022 A3 0.36 09/15/2026		399.23	399.23
08/15/2024	Principal Paydown	47787JAC2	243,078.79	JDOT 2022 A3 0.36 09/15/2026	17,736.40		17,736.40
08/15/2024	Coupon	47788UAC6	40,879.43	JDOT 2021 A3 0.36 09/15/2025		7.03	7.03
08/15/2024	Principal Paydown	47788UAC6	40,879.43	JDOT 2021 A3 0.36 09/15/2025	10,195.96		10,195.96
08/15/2024	Coupon	47789QAC4	138,749.59	JDOT 2021-B A3 0.52 03/16/2026		49.70	49.70
08/15/2024	Principal Paydown	47789QAC4	138,749.59	JDOT 2021-B A3 0.52 03/16/2026	11,199.47		11,199.47
08/15/2024	Coupon	47800RAD5	335,000.00	JDOT 2024 A3 4.96 11/15/2028		1,384.67	1,384.67
08/15/2024	Coupon	58770JAD6	350,000.00	MBALT 2024-A A3 5.32 01/18/2028		1,650.83	1,650.83

CASH FLOW REPORT



Murrieta Consolidated | Account # | As of May 31, 2024

Payment Date	Transaction Type	CUSIP	Quantity	Security Description	Principal Amount	Income	Total Amount
08/15/2024	Coupon	91282CCT6	2,000,000.00	UNITED STATES TREASURY 0.375 08/15/2024		3,750.00	3,750.00
08/15/2024	Final Maturity	91282CCT6	2,000,000.00	UNITED STATES TREASURY 0.375 08/15/2024	2,000,000.00		2,000,000.00
08/16/2024	Coupon	362554AC1	123,069.88	GMCAR 2021-4 A3 0.68 09/16/2026		58.38	58.38
08/16/2024	Principal Paydown	362554AC1	123,069.88	GMCAR 2021-4 A3 0.68 09/16/2026	9,576.13		9,576.13
08/16/2024	Coupon	36265WAD5	320,000.00	GMCAR 2022-3 A3 3.64 04/16/2027		856.27	856.27
08/16/2024	Principal Paydown	36265WAD5	320,000.00	GMCAR 2022-3 A3 3.64 04/16/2027	20,536.74		20,536.74
08/16/2024	Coupon	380146AC4	126,108.51	GMCAR 2022-1 A3 1.26 11/16/2026		110.45	110.45
08/16/2024	Principal Paydown	380146AC4	126,108.51	GMCAR 2022-1 A3 1.26 11/16/2026	9,412.15		9,412.15
08/19/2024	Coupon	06428CAA2	1,000,000.00	BANK OF AMERICA NA 5.526 08/18/2026		27,630.00	27,630.00
08/19/2024	Coupon	43815PAC3	350,281.80	HAROT 2022-2 A3 3.73 07/20/2026		934.73	934.73
08/19/2024	Principal Paydown	43815PAC3	350,281.80	HAROT 2022-2 A3 3.73 07/20/2026	23,267.85		23,267.85
08/20/2024	Coupon	36269FAD8	455,000.00	GMALT 2024-1 A3 5.09 03/22/2027		1,929.96	1,929.96
08/20/2024	Coupon	379929AD4	280,000.00	GMALT 2023-3 A3 5.38 11/20/2026		1,255.33	1,255.33
08/21/2024	Coupon	43815GAC3	147,315.04	HAROT 2021-4 A3 0.88 01/21/2026		86.13	86.13
08/21/2024	Principal Paydown	43815GAC3	147,315.04	HAROT 2021-4 A3 0.88 01/21/2026	13,433.01		13,433.01
08/23/2024	Coupon	037833BY5	1,000,000.00	APPLE INC 3.25 02/23/2026		16,250.00	16,250.00
08/26/2024	Coupon	05593AAC3	153,772.69	BMWLT 2023-1 A3 5.16 11/25/2025		412.54	412.54
08/26/2024	Principal Paydown	05593AAC3	153,772.69	BMWLT 2023-1 A3 5.16 11/25/2025	18,829.12		18,829.12
08/26/2024	Coupon	05602RAD3	237,725.93	BMWOT 2022-A A3 3.21 08/25/2026		529.50	529.50
08/26/2024	Principal Paydown	05602RAD3	237,725.93	BMWOT 2022-A A3 3.21 08/25/2026	18,645.27		18,645.27
08/26/2024	Coupon	17275RBQ4	1,500,000.00	CISCO SYSTEMS INC 4.8 02/26/2027		36,000.00	36,000.00
08/26/2024	Coupon	3137BM7C4	1,223,000.00	FHMS K-051 A2 3.308 09/25/2025		3,371.40	3,371.40
08/26/2024	Principal Paydown	3137BM7C4	1,223,000.00	FHMS K-051 A2 3.308 09/25/2025	29,109.96		29,109.96
08/26/2024	Coupon	3137BSP72	2,000,000.00	FHMS K-058 A2 2.653 08/25/2026		4,421.67	4,421.67
08/26/2024	Coupon	3137BTUM1	889,845.82	FHMS K-061 A2 3.347 11/25/2026		2,472.06	2,472.06
08/26/2024	Principal Paydown	3137BTUM1	889,845.82	FHMS K-061 A2 3.347 11/25/2026	1,723.64		1,723.64
08/26/2024	Coupon	3137BVZ82	862,000.00	FHMS K-063 A2 3.43 01/25/2027		2,463.88	2,463.88
08/26/2024	Coupon	3137F1G44	1,000,000.00	FHMS K-065 A2 3.243 04/25/2027		2,702.50	2,702.50
08/26/2024	Coupon	3137F4X72	1,165,000.00	FHMS K-075 A2 3.65 02/25/2028		3,543.54	3,543.54
08/26/2024	Coupon	3137FBU79	1,250,000.00	FHMS K-069 A2 3.187 09/25/2027		3,318.61	3,318.61
08/26/2024	Principal Paydown	3137FBU79	1,250,000.00	FHMS K-069 A2 3.187 09/25/2027	1,966.89		1,966.89
08/26/2024	Coupon	3137FJEH8	1,250,000.00	FHMS K-081 A2 3.9 08/25/2028		4,062.50	4,062.50

CASH FLOW REPORT



Murrieta Consolidated | Account # | As of May 31, 2024

Payment Date	Transaction Type	CUSIP	Quantity	Security Description	Principal Amount	Income	Total Amount
August 2024 Total					2,466,368.13	282,267.24	2,748,635.37
SEPTEMBER 2024							
09/03/2024	Coupon	912828ZC7	1,200,000.00	UNITED STATES TREASURY 1.125 02/28/2025		6,750.00	6,750.00
09/03/2024	Coupon	91282CAJ0	1,000,000.00	UNITED STATES TREASURY 0.25 08/31/2025		1,250.00	1,250.00
09/03/2024	Coupon	91282CFH9	2,500,000.00	UNITED STATES TREASURY 3.125 08/31/2027		39,062.50	39,062.50
09/06/2024	Coupon	21684XH82	2,000,000.00	COÖPERATIEVE RABOBANK U.A., NEW YORK BRANCH 5.9 09/06/2024		119,638.89	119,638.89
09/06/2024	Final Maturity	21684XH82	2,000,000.00	COÖPERATIEVE RABOBANK U.A., NEW YORK BRANCH 5.9 09/06/2024	2,000,000.00		2,000,000.00
09/11/2024	Coupon	3130AWTQ3	4,500,000.00	FEDERAL HOME LOAN BANKS 4.625 09/11/2026		104,062.50	104,062.50
09/16/2024	Coupon	02582JIT8	905,000.00	AMXCA 2022-2 A 05/17/2027		2,556.63	2,556.63
09/16/2024	Coupon	02582JKH2	640,000.00	AMXCA 2024-1 A 5.23 04/16/2029		2,789.33	2,789.33
09/16/2024	Coupon	161571HT4	1,320,000.00	CHAIT 2023-1 A 5.16 09/15/2028		5,676.00	5,676.00
09/16/2024	Coupon	362554AC1	123,069.88	GMCAR 2021-4 A3 0.68 09/16/2026		52.96	52.96
09/16/2024	Principal Paydown	362554AC1	123,069.88	GMCAR 2021-4 A3 0.68 09/16/2026	9,375.66		9,375.66
09/16/2024	Coupon	36265WAD5	320,000.00	GMCAR 2022-3 A3 3.64 04/16/2027		793.98	793.98
09/16/2024	Principal Paydown	36265WAD5	320,000.00	GMCAR 2022-3 A3 3.64 04/16/2027	19,256.80		19,256.80
09/16/2024	Coupon	380146AC4	126,108.51	GMCAR 2022-1 A3 1.26 11/16/2026		100.56	100.56
09/16/2024	Principal Paydown	380146AC4	126,108.51	GMCAR 2022-1 A3 1.26 11/16/2026	9,194.11		9,194.11
09/16/2024	Coupon	437076CR1	1,000,000.00	HOME DEPOT INC 4.0 09/15/2025		20,000.00	20,000.00
09/16/2024	Coupon	437918AC9	1,250,000.00	HAROT 2024-1 A3 5.21 08/15/2028		5,427.08	5,427.08
09/16/2024	Coupon	44934KAC8	199,864.99	HART 2021-B A3 0.38 01/15/2026		43.90	43.90
09/16/2024	Principal Paydown	44934KAC8	199,864.99	HART 2021-B A3 0.38 01/15/2026	34,843.74		34,843.74
09/16/2024	Coupon	47787JAC2	243,078.79	JDOT 2022 A3 0.36 09/15/2026		364.94	364.94
09/16/2024	Principal Paydown	47787JAC2	243,078.79	JDOT 2022 A3 0.36 09/15/2026	17,532.92		17,532.92
09/16/2024	Coupon	47788UAC6	40,879.43	JDOT 2021 A3 0.36 09/15/2025		3.97	3.97
09/16/2024	Principal Paydown	47788UAC6	40,879.43	JDOT 2021 A3 0.36 09/15/2025	10,496.53		10,496.53
09/16/2024	Coupon	47789QAC4	138,749.59	JDOT 2021-B A3 0.52 03/16/2026		44.85	44.85
09/16/2024	Principal Paydown	47789QAC4	138,749.59	JDOT 2021-B A3 0.52 03/16/2026	11,071.02		11,071.02
09/16/2024	Coupon	47800RAD5	335,000.00	JDOT 2024 A3 4.96 11/15/2028		1,384.67	1,384.67
09/16/2024	Coupon	58770JAD6	350,000.00	MBALT 2024-A A3 5.32 01/18/2028		1,650.83	1,650.83

CASH FLOW REPORT



Murrieta Consolidated | Account # | As of May 31, 2024

Payment Date	Transaction Type	CUSIP	Quantity	Security Description	Principal Amount	Income	Total Amount
09/16/2024	Coupon	91282CCX7	1,800,000.00	UNITED STATES TREASURY 0.375 09/15/2024		3,375.00	3,375.00
09/16/2024	Final Maturity	91282CCX7	1,800,000.00	UNITED STATES TREASURY 0.375 09/15/2024	1,800,000.00		1,800,000.00
09/18/2024	Coupon	43815PAC3	350,281.80	HAROT 2022-2 A3 3.73 07/20/2026		862.41	862.41
09/18/2024	Principal Paydown	43815PAC3	350,281.80	HAROT 2022-2 A3 3.73 07/20/2026	22,689.50		22,689.50
09/18/2024	Coupon	857477CL5	1,210,000.00	STATE STREET CORP 4.993 03/18/2027		30,207.65	30,207.65
09/20/2024	Coupon	36269FAD8	455,000.00	GMALT 2024-1 A3 5.09 03/22/2027		1,929.96	1,929.96
09/20/2024	Coupon	379929AD4	280,000.00	GMALT 2023-3 A3 5.38 11/20/2026		1,255.33	1,255.33
09/23/2024	Coupon	3133EPWK7	2,000,000.00	FEDERAL FARM CREDIT BANKS FUNDING CORP 4.5 09/22/2028		45,000.00	45,000.00
09/23/2024	Coupon	43815GAC3	147,315.04	HAROT 2021-4 A3 0.88 01/21/2026		76.28	76.28
09/23/2024	Principal Paydown	43815GAC3	147,315.04	HAROT 2021-4 A3 0.88 01/21/2026	13,114.23		13,114.23
09/23/2024	Coupon	4581X0DZ8	1,585,000.00	INTER-AMERICAN DEVELOPMENT BANK 0.5 09/23/2024		3,962.50	3,962.50
09/23/2024	Final Maturity	4581X0DZ8	1,585,000.00	INTER-AMERICAN DEVELOPMENT BANK 0.5 09/23/2024	1,585,000.00		1,585,000.00
09/25/2024	Coupon	05593AAC3	153,772.69	BMWLT 2023-1 A3 5.16 11/25/2025		331.58	331.58
09/25/2024	Principal Paydown	05593AAC3	153,772.69	BMWLT 2023-1 A3 5.16 11/25/2025	17,252.42		17,252.42
09/25/2024	Coupon	05602RAD3	237,725.93	BMWOT 2022-A A3 3.21 08/25/2026		479.63	479.63
09/25/2024	Principal Paydown	05602RAD3	237,725.93	BMWOT 2022-A A3 3.21 08/25/2026	17,210.09		17,210.09
09/25/2024	Coupon	3137BM7C4	1,223,000.00	FHMS K-051 A2 3.308 09/25/2025		3,291.16	3,291.16
09/25/2024	Principal Paydown	3137BM7C4	1,223,000.00	FHMS K-051 A2 3.308 09/25/2025	2,421.34		2,421.34
09/25/2024	Coupon	3137BSP72	2,000,000.00	FHMS K-058 A2 2.653 08/25/2026		4,421.67	4,421.67
09/25/2024	Coupon	3137BTUM1	889,845.82	FHMS K-061 A2 3.347 11/25/2026		2,467.25	2,467.25
09/25/2024	Principal Paydown	3137BTUM1	889,845.82	FHMS K-061 A2 3.347 11/25/2026	1,728.40		1,728.40
09/25/2024	Coupon	3137BVZ82	862,000.00	FHMS K-063 A2 3.43 01/25/2027		2,463.88	2,463.88
09/25/2024	Coupon	3137F1G44	1,000,000.00	FHMS K-065 A2 3.243 04/25/2027		2,702.50	2,702.50
09/25/2024	Coupon	3137F4X72	1,165,000.00	FHMS K-075 A2 3.65 02/25/2028		3,543.54	3,543.54
09/25/2024	Coupon	3137FBU79	1,250,000.00	FHMS K-069 A2 3.187 09/25/2027		3,313.39	3,313.39
09/25/2024	Principal Paydown	3137FBU79	1,250,000.00	FHMS K-069 A2 3.187 09/25/2027	1,973.31		1,973.31
09/25/2024	Coupon	3137FJEH8	1,250,000.00	FHMS K-081 A2 3.9 08/25/2028		4,062.50	4,062.50
09/26/2024	Coupon	3133EP6K6	1,000,000.00	FEDERAL FARM CREDIT BANKS FUNDING CORP 4.5 03/26/2027		22,500.00	22,500.00

CASH FLOW REPORT



Murrieta Consolidated | Account # | As of May 31, 2024

Payment Date	Transaction Type	CUSIP	Quantity	Security Description	Principal Amount	Income	Total Amount
09/30/2024	Coupon	9128285C0	3,250,000.00	UNITED STATES TREASURY 3.0 09/30/2025		48,750.00	48,750.00
09/30/2024	Coupon	9128286L9	2,500,000.00	UNITED STATES TREASURY 2.25 03/31/2026		28,125.00	28,125.00
09/30/2024	Coupon	912828ZF0	2,000,000.00	UNITED STATES TREASURY 0.5 03/31/2025		5,000.00	5,000.00
09/30/2024	Coupon	91282CEF4	2,500,000.00	UNITED STATES TREASURY 2.5 03/31/2027		31,250.00	31,250.00
09/30/2024	Coupon	91282CFM8	1,600,000.00	UNITED STATES TREASURY 4.125 09/30/2027		33,000.00	33,000.00
September 2024 Total					5,573,160.08	594,024.80	6,167,184.88
OCTOBER 2024							
10/09/2024	Coupon	3130B0TY5	1,500,000.00	FEDERAL HOME LOAN BANKS 4.75 04/09/2027		35,229.17	35,229.17
10/10/2024	Coupon	57629W6F2	750,000.00	MASSMUTUAL GLOBAL FUNDING II 4.5 04/10/2026		16,875.00	16,875.00
10/15/2024	Coupon	02582JIT8	905,000.00	AMXCA 2022-2 A 05/17/2027		2,556.63	2,556.63
10/15/2024	Coupon	02582JKH2	640,000.00	AMXCA 2024-1 A 5.23 04/16/2029		2,789.33	2,789.33
10/15/2024	Coupon	161571HT4	1,320,000.00	CHAIT 2023-1 A 5.16 09/15/2028		5,676.00	5,676.00
10/15/2024	Coupon	437918AC9	1,250,000.00	HAROT 2024-1 A3 5.21 08/15/2028		5,427.08	5,427.08
10/15/2024	Coupon	44934KAC8	199,864.99	HART 2021-B A3 0.38 01/15/2026		26.76	26.76
10/15/2024	Principal Paydown	44934KAC8	199,864.99	HART 2021-B A3 0.38 01/15/2026	33,473.35		33,473.35
10/15/2024	Coupon	47787JAC2	243,078.79	JDOT 2022 A3 0.36 09/15/2026		331.04	331.04
10/15/2024	Principal Paydown	47787JAC2	243,078.79	JDOT 2022 A3 0.36 09/15/2026	19,393.34		19,393.34
10/15/2024	Coupon	47788UAC6	40,879.43	JDOT 2021 A3 0.36 09/15/2025		0.83	0.83
10/15/2024	Effective Maturity	47788UAC6	40,879.43	JDOT 2021 A3 0.36 09/15/2025	2,752.00		2,752.00
10/15/2024	Coupon	47789QAC4	138,749.59	JDOT 2021-B A3 0.52 03/16/2026		40.05	40.05
10/15/2024	Principal Paydown	47789QAC4	138,749.59	JDOT 2021-B A3 0.52 03/16/2026	11,542.54		11,542.54
10/15/2024	Coupon	47800RAD5	335,000.00	JDOT 2024 A3 4.96 11/15/2028		1,384.67	1,384.67
10/15/2024	Coupon	58770JAD6	350,000.00	MBALT 2024-A A3 5.32 01/18/2028		1,650.83	1,650.83
10/15/2024	Coupon	91282CGV7	2,000,000.00	UNITED STATES TREASURY 3.75 04/15/2026		37,500.00	37,500.00
10/16/2024	Coupon	362554AC1	123,069.88	GMCAR 2021-4 A3 0.68 09/16/2026		47.65	47.65
10/16/2024	Principal Paydown	362554AC1	123,069.88	GMCAR 2021-4 A3 0.68 09/16/2026	9,017.58		9,017.58
10/16/2024	Coupon	36265WAD5	320,000.00	GMCAR 2022-3 A3 3.64 04/16/2027		735.57	735.57
10/16/2024	Principal Paydown	36265WAD5	320,000.00	GMCAR 2022-3 A3 3.64 04/16/2027	18,387.03		18,387.03
10/16/2024	Coupon	380146AC4	126,108.51	GMCAR 2022-1 A3 1.26 11/16/2026		90.91	90.91
10/16/2024	Principal Paydown	380146AC4	126,108.51	GMCAR 2022-1 A3 1.26 11/16/2026	8,824.91		8,824.91

CASH FLOW REPORT



Murrieta Consolidated | Account # | As of May 31, 2024

Payment Date	Transaction Type	CUSIP	Quantity	Security Description	Principal Amount	Income	Total Amount
10/17/2024	Final Maturity	912797KU0	2,000,000.00	UNITED STATES TREASURY 10/17/2024	2,000,000.00		2,000,000.00
10/18/2024	Coupon	43815PAC3	350,281.80	HAROT 2022-2 A3 3.73 07/20/2026		791.88	791.88
10/18/2024	Principal Paydown	43815PAC3	350,281.80	HAROT 2022-2 A3 3.73 07/20/2026	21,826.51		21,826.51
10/21/2024	Coupon	36269FAD8	455,000.00	GMALT 2024-1 A3 5.09 03/22/2027		1,929.96	1,929.96
10/21/2024	Coupon	379929AD4	280,000.00	GMALT 2023-3 A3 5.38 11/20/2026		1,255.33	1,255.33
10/21/2024	Coupon	43815GAC3	147,315.04	HAROT 2021-4 A3 0.88 01/21/2026		66.66	66.66
10/21/2024	Principal Paydown	43815GAC3	147,315.04	HAROT 2021-4 A3 0.88 01/21/2026	12,604.73		12,604.73
10/25/2024	Coupon	05593AAC3	153,772.69	BMWLT 2023-1 A3 5.16 11/25/2025		257.39	257.39
10/25/2024	Principal Paydown	05593AAC3	153,772.69	BMWLT 2023-1 A3 5.16 11/25/2025	16,248.04		16,248.04
10/25/2024	Coupon	05602RAD3	237,725.93	BMWOT 2022-A A3 3.21 08/25/2026		433.59	433.59
10/25/2024	Principal Paydown	05602RAD3	237,725.93	BMWOT 2022-A A3 3.21 08/25/2026	16,453.13		16,453.13
10/25/2024	Coupon	06406RBC0	900,000.00	BANK OF NEW YORK MELLON CORP 3.35 04/25/2025		15,075.00	15,075.00
10/25/2024	Coupon	3137BM7C4	1,223,000.00	FHMS K-051 A2 3.308 09/25/2025		3,284.48	3,284.48
10/25/2024	Principal Paydown	3137BM7C4	1,223,000.00	FHMS K-051 A2 3.308 09/25/2025	2,582.95		2,582.95
10/25/2024	Coupon	3137BSP72	2,000,000.00	FHMS K-058 A2 2.653 08/25/2026		4,421.67	4,421.67
10/25/2024	Coupon	3137BTUM1	889,845.82	FHMS K-061 A2 3.347 11/25/2026		2,462.43	2,462.43
10/25/2024	Principal Paydown	3137BTUM1	889,845.82	FHMS K-061 A2 3.347 11/25/2026	1,839.80		1,839.80
10/25/2024	Coupon	3137BVZ82	862,000.00	FHMS K-063 A2 3.43 01/25/2027		2,463.88	2,463.88
10/25/2024	Coupon	3137F1G44	1,000,000.00	FHMS K-065 A2 3.243 04/25/2027		2,702.50	2,702.50
10/25/2024	Coupon	3137F4X72	1,165,000.00	FHMS K-075 A2 3.65 02/25/2028		3,543.54	3,543.54
10/25/2024	Coupon	3137FBU79	1,250,000.00	FHMS K-069 A2 3.187 09/25/2027		3,308.15	3,308.15
10/25/2024	Principal Paydown	3137FBU79	1,250,000.00	FHMS K-069 A2 3.187 09/25/2027	2,116.31		2,116.31
10/25/2024	Coupon	3137FJEH8	1,250,000.00	FHMS K-081 A2 3.9 08/25/2028		4,062.50	4,062.50
10/31/2024	Coupon	9128285J5	2,500,000.00	UNITED STATES TREASURY 3.0 10/31/2025		37,500.00	37,500.00
10/31/2024	Coupon	912828YM6	1,700,000.00	UNITED STATES TREASURY 1.5 10/31/2024		12,750.00	12,750.00
10/31/2024	Final Maturity	912828YM6	1,700,000.00	UNITED STATES TREASURY 1.5 10/31/2024	1,700,000.00		1,700,000.00
10/31/2024	Coupon	912828ZL7	2,000,000.00	UNITED STATES TREASURY 0.375 04/30/2025		3,750.00	3,750.00
October 2024 Total					3,877,062.21	210,420.48	4,087,482.69
NOVEMBER 2024							

CASH FLOW REPORT



Murrieta Consolidated | Account # | As of May 31, 2024

Payment Date	Transaction Type	CUSIP	Quantity	Security Description	Principal Amount	Income	Total Amount
11/01/2024	Coupon	74456QBU9	750,000.00	PUBLIC SERVICE ELECTRIC AND GAS CO 3.7 05/01/2028		13,875.00	13,875.00
11/04/2024	Coupon	00440EAV9	1,000,000.00	CHUBB INA HOLDINGS LLC 3.35 05/03/2026		16,750.00	16,750.00
11/08/2024	Coupon	3133ERDZ1	1,000,000.00	FEDERAL FARM CREDIT BANKS FUNDING CORP 4.75 05/08/2026		23,750.00	23,750.00
11/12/2024	Coupon	665859AW4	1,000,000.00	NORTHERN TRUST CORP 4.0 05/10/2027		20,000.00	20,000.00
11/12/2024	Coupon	713448FW3	510,000.00	PEPSICO INC 5.125 11/10/2026		13,068.75	13,068.75
11/13/2024	Coupon	14913R2V8	480,000.00	CATERPILLAR FINANCIAL SERVICES CORP 3.4 05/13/2025		8,160.00	8,160.00
11/15/2024	Coupon	009158AY2	1,500,000.00	AIR PRODUCTS AND CHEMICALS INC 1.85 05/15/2027		13,875.00	13,875.00
11/15/2024	Coupon	02582JIT8	905,000.00	AMXCA 2022-2 A 05/17/2027		2,556.63	2,556.63
11/15/2024	Coupon	02582JKH2	640,000.00	AMXCA 2024-1 A 5.23 04/16/2029		2,789.33	2,789.33
11/15/2024	Coupon	161571HT4	1,320,000.00	CHAIT 2023-1 A 5.16 09/15/2028		5,676.00	5,676.00
11/15/2024	Coupon	341081GN1	1,500,000.00	FLORIDA POWER & LIGHT CO 4.4 05/15/2028		33,000.00	33,000.00
11/15/2024	Coupon	437918AC9	1,250,000.00	HAROT 2024-1 A3 5.21 08/15/2028		5,427.08	5,427.08
11/15/2024	Coupon	44934KAC8	199,864.99	HART 2021-B A3 0.38 01/15/2026		10.31	10.31
11/15/2024	Effective Maturity	44934KAC8	199,864.99	HART 2021-B A3 0.38 01/15/2026	20,963.08		20,963.08
11/15/2024	Coupon	47787JAC2	243,078.79	JDOT 2022 A3 0.36 09/15/2026		293.55	293.55
11/15/2024	Principal Paydown	47787JAC2	243,078.79	JDOT 2022 A3 0.36 09/15/2026	20,792.39		20,792.39
11/15/2024	Coupon	47789QAC4	138,749.59	JDOT 2021-B A3 0.52 03/16/2026		35.05	35.05
11/15/2024	Principal Paydown	47789QAC4	138,749.59	JDOT 2021-B A3 0.52 03/16/2026	13,710.22		13,710.22
11/15/2024	Coupon	47800RAD5	335,000.00	JDOT 2024 A3 4.96 11/15/2028		1,384.67	1,384.67
11/15/2024	Coupon	58770JAD6	350,000.00	MBALT 2024-A A3 5.32 01/18/2028		1,650.83	1,650.83
11/15/2024	Coupon	9128283F5	1,400,000.00	UNITED STATES TREASURY 2.25 11/15/2027		15,750.00	15,750.00
11/15/2024	Coupon	9128285M8	2,000,000.00	UNITED STATES TREASURY 3.125 11/15/2028		31,250.00	31,250.00
11/15/2024	Coupon	912828M56	2,500,000.00	UNITED STATES TREASURY 2.25 11/15/2025		28,125.00	28,125.00
11/15/2024	Coupon	912828U24	3,000,000.00	UNITED STATES TREASURY 2.0 11/15/2026		30,000.00	30,000.00
11/15/2024	Coupon	91282CDH1	2,000,000.00	UNITED STATES TREASURY 0.75 11/15/2024		7,500.00	7,500.00
11/15/2024	Final Maturity	91282CDH1	2,000,000.00	UNITED STATES TREASURY 0.75 11/15/2024	2,000,000.00		2,000,000.00
11/18/2024	Coupon	3130AXU63	1,750,000.00	FEDERAL HOME LOAN BANKS 4.625 11/17/2026		40,468.75	40,468.75
11/18/2024	Coupon	362554AC1	123,069.88	GMCAR 2021-4 A3 0.68 09/16/2026		42.54	42.54

CASH FLOW REPORT



Murrieta Consolidated | Account # | As of May 31, 2024

Payment Date	Transaction Type	CUSIP	Quantity	Security Description	Principal Amount	Income	Total Amount
11/18/2024	Principal Paydown	362554AC1	123,069.88	GMCAR 2021-4 A3 0.68 09/16/2026	8,810.65		8,810.65
11/18/2024	Coupon	36265WAD5	320,000.00	GMCAR 2022-3 A3 3.64 04/16/2027		679.79	679.79
11/18/2024	Principal Paydown	36265WAD5	320,000.00	GMCAR 2022-3 A3 3.64 04/16/2027	17,936.52		17,936.52
11/18/2024	Coupon	380146AC4	126,108.51	GMCAR 2022-1 A3 1.26 11/16/2026		81.64	81.64
11/18/2024	Principal Paydown	380146AC4	126,108.51	GMCAR 2022-1 A3 1.26 11/16/2026	8,621.69		8,621.69
11/18/2024	Coupon	43815PAC3	350,281.80	HAROT 2022-2 A3 3.73 07/20/2026		724.03	724.03
11/18/2024	Principal Paydown	43815PAC3	350,281.80	HAROT 2022-2 A3 3.73 07/20/2026	21,291.14		21,291.14
11/20/2024	Coupon	3133ERFJ5	1,000,000.00	FEDERAL FARM CREDIT BANKS FUNDING CORP 4.5 05/20/2027		22,500.00	22,500.00
11/20/2024	Coupon	36269FAD8	455,000.00	GMALT 2024-1 A3 5.09 03/22/2027		1,929.96	1,929.96
11/20/2024	Coupon	379929AD4	280,000.00	GMALT 2023-3 A3 5.38 11/20/2026		1,255.33	1,255.33
11/21/2024	Coupon	43815GAC3	147,315.04	HAROT 2021-4 A3 0.88 01/21/2026		57.42	57.42
11/21/2024	Principal Paydown	43815GAC3	147,315.04	HAROT 2021-4 A3 0.88 01/21/2026	12,268.59		12,268.59
11/25/2024	Coupon	05593AAC3	153,772.69	BMWLT 2023-1 A3 5.16 11/25/2025		187.53	187.53
11/25/2024	Principal Paydown	05593AAC3	153,772.69	BMWLT 2023-1 A3 5.16 11/25/2025	17,190.16		17,190.16
11/25/2024	Coupon	05602RAD3	237,725.93	BMWOT 2022-A A3 3.21 08/25/2026		389.58	389.58
11/25/2024	Principal Paydown	05602RAD3	237,725.93	BMWOT 2022-A A3 3.21 08/25/2026	15,967.39		15,967.39
11/25/2024	Coupon	3137BM7C4	1,223,000.00	FHMS K-051 A2 3.308 09/25/2025		3,277.36	3,277.36
11/25/2024	Principal Paydown	3137BM7C4	1,223,000.00	FHMS K-051 A2 3.308 09/25/2025	2,439.26		2,439.26
11/25/2024	Coupon	3137BSP72	2,000,000.00	FHMS K-058 A2 2.653 08/25/2026		4,421.67	4,421.67
11/25/2024	Coupon	3137BTUM1	889,845.82	FHMS K-061 A2 3.347 11/25/2026		2,457.30	2,457.30
11/25/2024	Principal Paydown	3137BTUM1	889,845.82	FHMS K-061 A2 3.347 11/25/2026	1,738.31		1,738.31
11/25/2024	Coupon	3137BVZ82	862,000.00	FHMS K-063 A2 3.43 01/25/2027		2,463.88	2,463.88
11/25/2024	Coupon	3137F1G44	1,000,000.00	FHMS K-065 A2 3.243 04/25/2027		2,702.50	2,702.50
11/25/2024	Coupon	3137F4X72	1,165,000.00	FHMS K-075 A2 3.65 02/25/2028		3,543.54	3,543.54
11/25/2024	Coupon	3137FBU79	1,250,000.00	FHMS K-069 A2 3.187 09/25/2027		3,302.53	3,302.53
11/25/2024	Principal Paydown	3137FBU79	1,250,000.00	FHMS K-069 A2 3.187 09/25/2027	1,986.68		1,986.68
11/25/2024	Coupon	3137FJEH8	1,250,000.00	FHMS K-081 A2 3.9 08/25/2028		4,062.50	4,062.50
November 2024 Total					2,163,716.08	369,475.04	2,533,191.12
DECEMBER 2024							
12/02/2024	Coupon	023135CN4	425,000.00	AMAZON.COM INC 4.6 12/01/2025		9,775.00	9,775.00

CASH FLOW REPORT



Murrieta Consolidated | Account # | As of May 31, 2024

Payment Date	Transaction Type	CUSIP	Quantity	Security Description	Principal Amount	Income	Total Amount
12/02/2024	Coupon	438516CB0	1,000,000.00	HONEYWELL INTERNATIONAL INC 1.35 06/01/2025		6,750.00	6,750.00
12/02/2024	Coupon	912828ZT0	1,800,000.00	UNITED STATES TREASURY 0.25 05/31/2025		2,250.00	2,250.00
12/06/2024	Coupon	89115A2A9	1,000,000.00	TORONTO-DOMINION BANK 3.766 06/06/2025		18,830.00	18,830.00
12/09/2024	Coupon	3130AVVX7	1,120,000.00	FEDERAL HOME LOAN BANKS 3.75 06/09/2028		21,000.00	21,000.00
12/09/2024	Coupon	3130AWC24	2,000,000.00	FEDERAL HOME LOAN BANKS 4.0 06/09/2028		40,000.00	40,000.00
12/09/2024	Coupon	48125LRU8	1,575,000.00	JPMORGAN CHASE BANK NA 5.11 12/08/2026		40,241.25	40,241.25
12/12/2024	Coupon	3130AWLZ1	2,000,000.00	FEDERAL HOME LOAN BANKS 4.75 06/12/2026		47,500.00	47,500.00
12/16/2024	Coupon	02582JIT8	905,000.00	AMXCA 2022-2 A 05/17/2027		2,556.63	2,556.63
12/16/2024	Coupon	02582JKH2	640,000.00	AMXCA 2024-1 A 5.23 04/16/2029		2,789.33	2,789.33
12/16/2024	Coupon	161571HT4	1,320,000.00	CHAIT 2023-1 A 5.16 09/15/2028		5,676.00	5,676.00
12/16/2024	Coupon	362554AC1	123,069.88	GMCAR 2021-4 A3 0.68 09/16/2026		37.54	37.54
12/16/2024	Principal Paydown	362554AC1	123,069.88	GMCAR 2021-4 A3 0.68 09/16/2026	8,393.09		8,393.09
12/16/2024	Coupon	36265WAD5	320,000.00	GMCAR 2022-3 A3 3.64 04/16/2027		625.39	625.39
12/16/2024	Principal Paydown	36265WAD5	320,000.00	GMCAR 2022-3 A3 3.64 04/16/2027	16,891.79		16,891.79
12/16/2024	Coupon	380146AC4	126,108.51	GMCAR 2022-1 A3 1.26 11/16/2026		72.59	72.59
12/16/2024	Principal Paydown	380146AC4	126,108.51	GMCAR 2022-1 A3 1.26 11/16/2026	8,173.35		8,173.35
12/16/2024	Coupon	437918AC9	1,250,000.00	HAROT 2024-1 A3 5.21 08/15/2028		5,427.08	5,427.08
12/16/2024	Coupon	47787JAC2	243,078.79	JDOT 2022 A3 0.36 09/15/2026		253.35	253.35
12/16/2024	Principal Paydown	47787JAC2	243,078.79	JDOT 2022 A3 0.36 09/15/2026	14,834.06		14,834.06
12/16/2024	Coupon	47789QAC4	138,749.59	JDOT 2021-B A3 0.52 03/16/2026		29.11	29.11
12/16/2024	Principal Paydown	47789QAC4	138,749.59	JDOT 2021-B A3 0.52 03/16/2026	9,794.74		9,794.74
12/16/2024	Coupon	47800RAD5	335,000.00	JDOT 2024 A3 4.96 11/15/2028		1,384.67	1,384.67
12/16/2024	Coupon	58770JAD6	350,000.00	MBALT 2024-A A3 5.32 01/18/2028		1,650.83	1,650.83
12/16/2024	Coupon	63743HFE7	1,105,000.00	NATIONAL RURAL UTILITIES COOPERATIVE FINANCE CORP 3.45 06/15/2025		19,061.25	19,061.25
12/16/2024	Coupon	91282CDN8	900,000.00	UNITED STATES TREASURY 1.0 12/15/2024		4,500.00	4,500.00
12/16/2024	Final Maturity	91282CDN8	900,000.00	UNITED STATES TREASURY 1.0 12/15/2024	900,000.00		900,000.00
12/18/2024	Coupon	43815PAC3	350,281.80	HAROT 2022-2 A3 3.73 07/20/2026		657.85	657.85
12/18/2024	Principal Paydown	43815PAC3	350,281.80	HAROT 2022-2 A3 3.73 07/20/2026	20,304.44		20,304.44
12/20/2024	Coupon	3130AQF40	1,400,000.00	FEDERAL HOME LOAN BANKS 1.0 12/20/2024		7,000.00	7,000.00
12/20/2024	Final Maturity	3130AQF40	1,400,000.00	FEDERAL HOME LOAN BANKS 1.0 12/20/2024	1,400,000.00		1,400,000.00

CASH FLOW REPORT



Murrieta Consolidated | Account # | As of May 31, 2024

Payment Date	Transaction Type	CUSIP	Quantity	Security Description	Principal Amount	Income	Total Amount
12/20/2024	Coupon	36269FAD8	455,000.00	GMALT 2024-1 A3 5.09 03/22/2027		1,929.96	1,929.96
12/20/2024	Coupon	379929AD4	280,000.00	GMALT 2023-3 A3 5.38 11/20/2026		1,255.33	1,255.33
12/20/2024	Coupon	58989V2F0	1,000,000.00	MET TOWER GLOBAL FUNDING 5.4 06/20/2026		27,000.00	27,000.00
12/23/2024	Coupon	43815GAC3	147,315.04	HAROT 2021-4 A3 0.88 01/21/2026		48.42	48.42
12/23/2024	Principal Paydown	43815GAC3	147,315.04	HAROT 2021-4 A3 0.88 01/21/2026	11,724.28		11,724.28
12/25/2024	Coupon	05593AAC3	153,772.69	BMWLT 2023-1 A3 5.16 11/25/2025		113.61	113.61
12/25/2024	Principal Paydown	05593AAC3	153,772.69	BMWLT 2023-1 A3 5.16 11/25/2025	17,706.09		17,706.09
12/25/2024	Coupon	05602RAD3	237,725.93	BMWOT 2022-A A3 3.21 08/25/2026		346.87	346.87
12/25/2024	Principal Paydown	05602RAD3	237,725.93	BMWOT 2022-A A3 3.21 08/25/2026	14,535.10		14,535.10
12/25/2024	Coupon	3137BM7C4	1,223,000.00	FHMS K-051 A2 3.308 09/25/2025		3,270.64	3,270.64
12/25/2024	Principal Paydown	3137BM7C4	1,223,000.00	FHMS K-051 A2 3.308 09/25/2025	2,600.32		2,600.32
12/25/2024	Coupon	3137BSP72	2,000,000.00	FHMS K-058 A2 2.653 08/25/2026		4,421.67	4,421.67
12/25/2024	Coupon	3137BTUM1	889,845.82	FHMS K-061 A2 3.347 11/25/2026		2,452.45	2,452.45
12/25/2024	Principal Paydown	3137BTUM1	889,845.82	FHMS K-061 A2 3.347 11/25/2026	1,849.19		1,849.19
12/25/2024	Coupon	3137BVZ82	862,000.00	FHMS K-063 A2 3.43 01/25/2027		2,463.88	2,463.88
12/25/2024	Coupon	3137F1G44	1,000,000.00	FHMS K-065 A2 3.243 04/25/2027		2,702.50	2,702.50
12/25/2024	Coupon	3137F4X72	1,165,000.00	FHMS K-075 A2 3.65 02/25/2028		3,543.54	3,543.54
12/25/2024	Coupon	3137FBU79	1,250,000.00	FHMS K-069 A2 3.187 09/25/2027		3,297.25	3,297.25
12/25/2024	Principal Paydown	3137FBU79	1,250,000.00	FHMS K-069 A2 3.187 09/25/2027	2,129.23		2,129.23
12/25/2024	Coupon	3137FJEH8	1,250,000.00	FHMS K-081 A2 3.9 08/25/2028		4,062.50	4,062.50
12/31/2024	Coupon	9128285T3	2,500,000.00	UNITED STATES TREASURY 2.625 12/31/2025		32,812.50	32,812.50
12/31/2024	Coupon	912828YX2	1,750,000.00	UNITED STATES TREASURY 1.75 12/31/2026		15,312.50	15,312.50
12/31/2024	Coupon	91282CEW7	1,300,000.00	UNITED STATES TREASURY 3.25 06/30/2027		21,125.00	21,125.00
December 2024 Total					2,428,935.69	364,226.49	2,793,162.18
JANUARY 2025							
01/06/2025	Coupon	3133ENKS8	755,000.00	FEDERAL FARM CREDIT BANKS FUNDING CORP 1.125 01/06/2025		4,246.88	4,246.88
01/06/2025	Final Maturity	3133ENKS8	755,000.00	FEDERAL FARM CREDIT BANKS FUNDING CORP 1.125 01/06/2025	755,000.00		755,000.00
01/08/2025	Coupon	24422EXF1	1,000,000.00	JOHN DEERE CAPITAL CORP 4.5 01/08/2027		22,500.00	22,500.00

CASH FLOW REPORT



Murrieta Consolidated | Account # | As of May 31, 2024

Payment Date	Transaction Type	CUSIP	Quantity	Security Description	Principal Amount	Income	Total Amount
01/13/2025	Coupon	459058KT9	500,000.00	INTERNATIONAL BANK FOR RECONSTRUCTION AND DEVELOPM 3.5 07/12/2028		8,750.00	8,750.00
01/15/2025	Coupon	02582JIT8	905,000.00	AMXCA 2022-2 A 05/17/2027		2,556.63	2,556.63
01/15/2025	Coupon	02582JKH2	640,000.00	AMXCA 2024-1 A 5.23 04/16/2029		2,789.33	2,789.33
01/15/2025	Coupon	161571HT4	1,320,000.00	CHAIT 2023-1 A 5.16 09/15/2028		5,676.00	5,676.00
01/15/2025	Coupon	3130AYPN0	2,000,000.00	FEDERAL HOME LOAN BANKS 4.125 01/15/2027		41,250.00	41,250.00
01/15/2025	Coupon	437918AC9	1,250,000.00	HAROT 2024-1 A3 5.21 08/15/2028		5,427.08	5,427.08
01/15/2025	Coupon	47787JAC2	243,078.79	JDOT 2022 A3 0.36 09/15/2026		224.67	224.67
01/15/2025	Principal Paydown	47787JAC2	243,078.79	JDOT 2022 A3 0.36 09/15/2026	17,401.32		17,401.32
01/15/2025	Coupon	47789QAC4	138,749.59	JDOT 2021-B A3 0.52 03/16/2026		24.87	24.87
01/15/2025	Principal Paydown	47789QAC4	138,749.59	JDOT 2021-B A3 0.52 03/16/2026	17,689.92		17,689.92
01/15/2025	Coupon	47800RAD5	335,000.00	JDOT 2024 A3 4.96 11/15/2028		1,384.67	1,384.67
01/15/2025	Coupon	58770JAD6	350,000.00	MBALT 2024-A A3 5.32 01/18/2028		1,650.83	1,650.83
01/16/2025	Coupon	362554AC1	123,069.88	GMCAR 2021-4 A3 0.68 09/16/2026		32.79	32.79
01/16/2025	Principal Paydown	362554AC1	123,069.88	GMCAR 2021-4 A3 0.68 09/16/2026	8,234.20		8,234.20
01/16/2025	Coupon	36265WAD5	320,000.00	GMCAR 2022-3 A3 3.64 04/16/2027		574.15	574.15
01/16/2025	Principal Paydown	36265WAD5	320,000.00	GMCAR 2022-3 A3 3.64 04/16/2027	16,538.15		16,538.15
01/16/2025	Coupon	380146AC4	126,108.51	GMCAR 2022-1 A3 1.26 11/16/2026		64.01	64.01
01/16/2025	Principal Paydown	380146AC4	126,108.51	GMCAR 2022-1 A3 1.26 11/16/2026	8,024.85		8,024.85
01/17/2025	Coupon	61747YET8	1,000,000.00	MORGAN STANLEY 4.679 07/17/2026		23,395.00	23,395.00
01/20/2025	Coupon	36269FAD8	455,000.00	GMALT 2024-1 A3 5.09 03/22/2027		1,929.96	1,929.96
01/20/2025	Coupon	379929AD4	280,000.00	GMALT 2023-3 A3 5.38 11/20/2026		1,255.33	1,255.33
01/20/2025	Coupon	43815PAC3	350,281.80	HAROT 2022-2 A3 3.73 07/20/2026		594.74	594.74
01/20/2025	Principal Paydown	43815PAC3	350,281.80	HAROT 2022-2 A3 3.73 07/20/2026	19,891.32		19,891.32
01/21/2025	Coupon	43815GAC3	147,315.04	HAROT 2021-4 A3 0.88 01/21/2026		39.82	39.82
01/21/2025	Principal Paydown	43815GAC3	147,315.04	HAROT 2021-4 A3 0.88 01/21/2026	11,447.16		11,447.16
01/21/2025	Coupon	78016EYM3	1,000,000.00	ROYAL BANK OF CANADA 1.6 01/21/2025		8,000.00	8,000.00
01/21/2025	Final Maturity	78016EYM3	1,000,000.00	ROYAL BANK OF CANADA 1.6 01/21/2025	1,000,000.00		1,000,000.00
01/21/2025	Coupon	78016HZT0	1,245,000.00	ROYAL BANK OF CANADA 4.875 01/19/2027		30,346.88	30,346.88
01/22/2025	Coupon	3133EPW68	1,400,000.00	FEDERAL FARM CREDIT BANKS FUNDING CORP 4.125 01/22/2026		28,875.00	28,875.00

CASH FLOW REPORT



Murrieta Consolidated | Account # | As of May 31, 2024

Payment Date	Transaction Type	CUSIP	Quantity	Security Description	Principal Amount	Income	Total Amount
01/27/2025	Coupon	05593AAC3	153,772.69	BMWLT 2023-1 A3 5.16 11/25/2025		37.47	37.47
01/27/2025	Effective Maturity	05593AAC3	153,772.69	BMWLT 2023-1 A3 5.16 11/25/2025	8,714.56		8,714.56
01/27/2025	Coupon	05602RAD3	237,725.93	BMWOT 2022-A A3 3.21 08/25/2026		307.98	307.98
01/27/2025	Principal Paydown	05602RAD3	237,725.93	BMWOT 2022-A A3 3.21 08/25/2026	13,962.77		13,962.77
01/27/2025	Coupon	3137BM7C4	1,223,000.00	FHMS K-051 A2 3.308 09/25/2025		3,263.47	3,263.47
01/27/2025	Principal Paydown	3137BM7C4	1,223,000.00	FHMS K-051 A2 3.308 09/25/2025	2,457.30		2,457.30
01/27/2025	Coupon	3137BSP72	2,000,000.00	FHMS K-058 A2 2.653 08/25/2026		4,421.67	4,421.67
01/27/2025	Coupon	3137BTUM1	889,845.82	FHMS K-061 A2 3.347 11/25/2026		2,447.29	2,447.29
01/27/2025	Principal Paydown	3137BTUM1	889,845.82	FHMS K-061 A2 3.347 11/25/2026	1,748.26		1,748.26
01/27/2025	Coupon	3137BVZ82	862,000.00	FHMS K-063 A2 3.43 01/25/2027		2,463.88	2,463.88
01/27/2025	Coupon	3137F1G44	1,000,000.00	FHMS K-065 A2 3.243 04/25/2027		2,702.50	2,702.50
01/27/2025	Coupon	3137F4X72	1,165,000.00	FHMS K-075 A2 3.65 02/25/2028		3,543.54	3,543.54
01/27/2025	Coupon	3137FBU79	1,250,000.00	FHMS K-069 A2 3.187 09/25/2027		3,291.60	3,291.60
01/27/2025	Principal Paydown	3137FBU79	1,250,000.00	FHMS K-069 A2 3.187 09/25/2027	2,000.14		2,000.14
01/27/2025	Coupon	3137FJEH8	1,250,000.00	FHMS K-081 A2 3.9 08/25/2028		4,062.50	4,062.50
01/30/2025	Coupon	3133EPZY4	2,000,000.00	FEDERAL FARM CREDIT BANKS FUNDING CORP 5.0 07/30/2026		50,000.00	50,000.00
01/31/2025	Final Maturity	89233GNX0	2,000,000.00	Toyota Motor Credit Corporation 01/31/2025	2,000,000.00		2,000,000.00
01/31/2025	Coupon	912828Z52	2,000,000.00	UNITED STATES TREASURY 1.375 01/31/2025		13,750.00	13,750.00
01/31/2025	Final Maturity	912828Z52	2,000,000.00	UNITED STATES TREASURY 1.375 01/31/2025	2,000,000.00		2,000,000.00
01/31/2025	Coupon	91282CAB7	2,000,000.00	UNITED STATES TREASURY 0.25 07/31/2025		2,500.00	2,500.00
01/31/2025	Coupon	91282CFB2	2,000,000.00	UNITED STATES TREASURY 2.75 07/31/2027		27,500.00	27,500.00
January 2025 Total					5,883,109.95	311,880.53	6,194,990.47
FEBRUARY 2025							
02/06/2025	Coupon	857477BR3	335,000.00	STATE STREET CORP 1.746 02/06/2026		2,924.55	2,924.55
02/06/2025	Effective Maturity	857477BR3	335,000.00	STATE STREET CORP 1.746 02/06/2026	335,000.00		335,000.00
02/10/2025	Coupon	69371RS56	1,450,000.00	PACCAR FINANCIAL CORP 5.05 08/10/2026		36,612.50	36,612.50
02/12/2025	Coupon	14913R2Z9	1,375,000.00	CATERPILLAR FINANCIAL SERVICES CORP 3.65 08/12/2025		25,093.75	25,093.75
02/14/2025	Coupon	3133ENPG9	1,200,000.00	FEDERAL FARM CREDIT BANKS FUNDING CORP 1.75 02/14/2025		10,500.00	10,500.00

CASH FLOW REPORT



Murrieta Consolidated | Account # | As of May 31, 2024

Payment Date	Transaction Type	CUSIP	Quantity	Security Description	Principal Amount	Income	Total Amount
02/14/2025	Final Maturity	3133ENPG9	1,200,000.00	FEDERAL FARM CREDIT BANKS FUNDING CORP 1.75 02/14/2025	1,200,000.00		1,200,000.00
02/14/2025	Coupon	3133EPSW6	2,405,000.00	FEDERAL FARM CREDIT BANKS FUNDING CORP 4.5 08/14/2026		54,112.50	54,112.50
02/17/2025	Coupon	161571HT4	1,320,000.00	CHAIT 2023-1 A 5.16 09/15/2028		5,676.00	5,676.00
02/17/2025	Coupon	362554AC1	123,069.88	GMCAR 2021-4 A3 0.68 09/16/2026		28.12	28.12
02/17/2025	Principal Paydown	362554AC1	123,069.88	GMCAR 2021-4 A3 0.68 09/16/2026	8,116.23		8,116.23
02/17/2025	Coupon	36265WAD5	320,000.00	GMCAR 2022-3 A3 3.64 04/16/2027		523.98	523.98
02/17/2025	Principal Paydown	36265WAD5	320,000.00	GMCAR 2022-3 A3 3.64 04/16/2027	16,300.83		16,300.83
02/17/2025	Coupon	380146AC4	126,108.51	GMCAR 2022-1 A3 1.26 11/16/2026		55.58	55.58
02/17/2025	Principal Paydown	380146AC4	126,108.51	GMCAR 2022-1 A3 1.26 11/16/2026	7,918.19		7,918.19
02/17/2025	Coupon	437918AC9	1,250,000.00	HAROT 2024-1 A3 5.21 08/15/2028		5,427.08	5,427.08
02/17/2025	Coupon	47787JAC2	243,078.79	JDOT 2022 A3 0.36 09/15/2026		191.03	191.03
02/17/2025	Principal Paydown	47787JAC2	243,078.79	JDOT 2022 A3 0.36 09/15/2026	13,163.52		13,163.52
02/17/2025	Coupon	47789QAC4	138,749.59	JDOT 2021-B A3 0.52 03/16/2026		17.20	17.20
02/17/2025	Principal Paydown	47789QAC4	138,749.59	JDOT 2021-B A3 0.52 03/16/2026	15,682.90		15,682.90
02/17/2025	Coupon	47800RAD5	335,000.00	JDOT 2024 A3 4.96 11/15/2028		1,384.67	1,384.67
02/17/2025	Coupon	58770JAD6	350,000.00	MBALT 2024-A A3 5.32 01/18/2028		1,650.83	1,650.83
02/18/2025	Coupon	02582JIT8	905,000.00	AMXCA 2022-2 A 05/17/2027		2,556.63	2,556.63
02/18/2025	Coupon	02582JKH2	640,000.00	AMXCA 2024-1 A 5.23 04/16/2029		2,789.33	2,789.33
02/18/2025	Coupon	06428CAA2	1,000,000.00	BANK OF AMERICA NA 5.526 08/18/2026		27,630.00	27,630.00
02/18/2025	Coupon	26442UAA2	1,000,000.00	DUKE ENERGY PROGRESS LLC 3.25 08/15/2025		16,250.00	16,250.00
02/18/2025	Coupon	43815PAC3	350,281.80	HAROT 2022-2 A3 3.73 07/20/2026		532.91	532.91
02/18/2025	Principal Paydown	43815PAC3	350,281.80	HAROT 2022-2 A3 3.73 07/20/2026	19,555.31		19,555.31
02/20/2025	Coupon	36269FAD8	455,000.00	GMALT 2024-1 A3 5.09 03/22/2027		1,929.96	1,929.96
02/20/2025	Coupon	379929AD4	280,000.00	GMALT 2023-3 A3 5.38 11/20/2026		1,255.33	1,255.33
02/20/2025	Principal Paydown	379929AD4	280,000.00	GMALT 2023-3 A3 5.38 11/20/2026	17,930.48		17,930.48
02/21/2025	Coupon	43815GAC3	147,315.04	HAROT 2021-4 A3 0.88 01/21/2026		31.43	31.43
02/21/2025	Principal Paydown	43815GAC3	147,315.04	HAROT 2021-4 A3 0.88 01/21/2026	11,212.03		11,212.03
02/24/2025	Coupon	037833BY5	1,000,000.00	APPLE INC 3.25 02/23/2026		16,250.00	16,250.00
02/25/2025	Coupon	05602RAD3	237,725.93	BMWOT 2022-A A3 3.21 08/25/2026		270.63	270.63
02/25/2025	Principal Paydown	05602RAD3	237,725.93	BMWOT 2022-A A3 3.21 08/25/2026	12,773.76		12,773.76

CASH FLOW REPORT



Murrieta Consolidated | Account # | As of May 31, 2024

Payment Date	Transaction Type	CUSIP	Quantity	Security Description	Principal Amount	Income	Total Amount
02/25/2025	Coupon	3137BM7C4	1,223,000.00	FHMS K-051 A2 3.308 09/25/2025		3,256.70	3,256.70
02/25/2025	Principal Paydown	3137BM7C4	1,223,000.00	FHMS K-051 A2 3.308 09/25/2025	17,850.62		17,850.62
02/25/2025	Coupon	3137BSP72	2,000,000.00	FHMS K-058 A2 2.653 08/25/2026		4,421.67	4,421.67
02/25/2025	Coupon	3137BTUM1	889,845.82	FHMS K-061 A2 3.347 11/25/2026		2,442.41	2,442.41
02/25/2025	Principal Paydown	3137BTUM1	889,845.82	FHMS K-061 A2 3.347 11/25/2026	1,753.07		1,753.07
02/25/2025	Coupon	3137BVZ82	862,000.00	FHMS K-063 A2 3.43 01/25/2027		2,463.88	2,463.88
02/25/2025	Coupon	3137F1G44	1,000,000.00	FHMS K-065 A2 3.243 04/25/2027		2,702.50	2,702.50
02/25/2025	Coupon	3137F4X72	1,165,000.00	FHMS K-075 A2 3.65 02/25/2028		3,543.54	3,543.54
02/25/2025	Coupon	3137FBU79	1,250,000.00	FHMS K-069 A2 3.187 09/25/2027		3,286.29	3,286.29
02/25/2025	Principal Paydown	3137FBU79	1,250,000.00	FHMS K-069 A2 3.187 09/25/2027	2,006.67		2,006.67
02/25/2025	Coupon	3137FJEH8	1,250,000.00	FHMS K-081 A2 3.9 08/25/2028		4,062.50	4,062.50
02/26/2025	Coupon	17275RBQ4	1,500,000.00	CISCO SYSTEMS INC 4.8 02/26/2027		36,000.00	36,000.00
02/28/2025	Coupon	912828ZC7	1,200,000.00	UNITED STATES TREASURY 1.125 02/28/2025		6,750.00	6,750.00
02/28/2025	Final Maturity	912828ZC7	1,200,000.00	UNITED STATES TREASURY 1.125 02/28/2025	1,200,000.00		1,200,000.00
02/28/2025	Coupon	91282CAJ0	1,000,000.00	UNITED STATES TREASURY 0.25 08/31/2025		1,250.00	1,250.00
02/28/2025	Coupon	91282CFH9	2,500,000.00	UNITED STATES TREASURY 3.125 08/31/2027		39,062.50	39,062.50
February 2025 Total					2,879,263.60	322,936.00	3,202,199.61
MARCH 2025							
03/11/2025	Coupon	3130AWTQ3	4,500,000.00	FEDERAL HOME LOAN BANKS 4.625 09/11/2026		104,062.50	104,062.50
03/17/2025	Coupon	02582JIT8	905,000.00	AMXCA 2022-2 A 05/17/2027		2,556.63	2,556.63
03/17/2025	Coupon	02582JKH2	640,000.00	AMXCA 2024-1 A 5.23 04/16/2029		2,789.33	2,789.33
03/17/2025	Coupon	161571HT4	1,320,000.00	CHAIT 2023-1 A 5.16 09/15/2028		5,676.00	5,676.00
03/17/2025	Coupon	362554AC1	123,069.88	GMCAR 2021-4 A3 0.68 09/16/2026		23.52	23.52
03/17/2025	Principal Paydown	362554AC1	123,069.88	GMCAR 2021-4 A3 0.68 09/16/2026	7,903.54		7,903.54
03/17/2025	Coupon	36265WAD5	320,000.00	GMCAR 2022-3 A3 3.64 04/16/2027		474.54	474.54
03/17/2025	Principal Paydown	36265WAD5	320,000.00	GMCAR 2022-3 A3 3.64 04/16/2027	15,022.32		15,022.32
03/17/2025	Coupon	380146AC4	126,108.51	GMCAR 2022-1 A3 1.26 11/16/2026		47.27	47.27
03/17/2025	Principal Paydown	380146AC4	126,108.51	GMCAR 2022-1 A3 1.26 11/16/2026	7,683.91		7,683.91
03/17/2025	Coupon	437076CR1	1,000,000.00	HOME DEPOT INC 4.0 09/15/2025		20,000.00	20,000.00
03/17/2025	Coupon	437918AC9	1,250,000.00	HAROT 2024-1 A3 5.21 08/15/2028		5,427.08	5,427.08

CASH FLOW REPORT



Murrieta Consolidated | Account # | As of May 31, 2024

Payment Date	Transaction Type	CUSIP	Quantity	Security Description	Principal Amount	Income	Total Amount
03/17/2025	Coupon	47787JAC2	243,078.79	JDOT 2022 A3 0.36 09/15/2026		165.58	165.58
03/17/2025	Principal Paydown	47787JAC2	243,078.79	JDOT 2022 A3 0.36 09/15/2026	10,754.60		10,754.60
03/17/2025	Coupon	47789QAC4	138,749.59	JDOT 2021-B A3 0.52 03/16/2026		10.40	10.40
03/17/2025	Principal Paydown	47789QAC4	138,749.59	JDOT 2021-B A3 0.52 03/16/2026	13,200.53		13,200.53
03/17/2025	Coupon	47800RAD5	335,000.00	JDOT 2024 A3 4.96 11/15/2028		1,384.67	1,384.67
03/17/2025	Coupon	58770JAD6	350,000.00	MBALT 2024-A A3 5.32 01/18/2028		1,650.83	1,650.83
03/18/2025	Coupon	43815PAC3	350,281.80	HAROT 2022-2 A3 3.73 07/20/2026		472.13	472.13
03/18/2025	Principal Paydown	43815PAC3	350,281.80	HAROT 2022-2 A3 3.73 07/20/2026	18,991.51		18,991.51
03/18/2025	Coupon	857477CL5	1,210,000.00	STATE STREET CORP 4.993 03/18/2027		30,207.65	30,207.65
03/20/2025	Coupon	36269FAD8	455,000.00	GMALT 2024-1 A3 5.09 03/22/2027		1,929.96	1,929.96
03/20/2025	Coupon	379929AD4	280,000.00	GMALT 2023-3 A3 5.38 11/20/2026		1,174.95	1,174.95
03/20/2025	Principal Paydown	379929AD4	280,000.00	GMALT 2023-3 A3 5.38 11/20/2026	21,895.98		21,895.98
03/21/2025	Coupon	43815GAC3	147,315.04	HAROT 2021-4 A3 0.88 01/21/2026		23.21	23.21
03/21/2025	Principal Paydown	43815GAC3	147,315.04	HAROT 2021-4 A3 0.88 01/21/2026	10,881.50		10,881.50
03/24/2025	Coupon	3133EPWK7	2,000,000.00	FEDERAL FARM CREDIT BANKS FUNDING CORP 4.5 09/22/2028		45,000.00	45,000.00
03/25/2025	Coupon	05602RAD3	237,725.93	BMWOT 2022-A A3 3.21 08/25/2026		236.46	236.46
03/25/2025	Principal Paydown	05602RAD3	237,725.93	BMWOT 2022-A A3 3.21 08/25/2026	12,387.16		12,387.16
03/25/2025	Coupon	3137BM7C4	1,223,000.00	FHMS K-051 A2 3.308 09/25/2025		3,207.49	3,207.49
03/25/2025	Principal Paydown	3137BM7C4	1,223,000.00	FHMS K-051 A2 3.308 09/25/2025	2,887.60		2,887.60
03/25/2025	Coupon	3137BSP72	2,000,000.00	FHMS K-058 A2 2.653 08/25/2026		4,421.67	4,421.67
03/25/2025	Coupon	3137BTUM1	889,845.82	FHMS K-061 A2 3.347 11/25/2026		2,437.52	2,437.52
03/25/2025	Principal Paydown	3137BTUM1	889,845.82	FHMS K-061 A2 3.347 11/25/2026	2,073.75		2,073.75
03/25/2025	Coupon	3137BVZ82	862,000.00	FHMS K-063 A2 3.43 01/25/2027		2,463.88	2,463.88
03/25/2025	Coupon	3137F1G44	1,000,000.00	FHMS K-065 A2 3.243 04/25/2027		2,702.50	2,702.50
03/25/2025	Coupon	3137F4X72	1,165,000.00	FHMS K-075 A2 3.65 02/25/2028		3,543.54	3,543.54
03/25/2025	Coupon	3137FBU79	1,250,000.00	FHMS K-069 A2 3.187 09/25/2027		3,280.96	3,280.96
03/25/2025	Principal Paydown	3137FBU79	1,250,000.00	FHMS K-069 A2 3.187 09/25/2027	2,419.21		2,419.21
03/25/2025	Coupon	3137FJEH8	1,250,000.00	FHMS K-081 A2 3.9 08/25/2028		4,062.50	4,062.50
03/26/2025	Coupon	3133EP6K6	1,000,000.00	FEDERAL FARM CREDIT BANKS FUNDING CORP 4.5 03/26/2027		22,500.00	22,500.00
03/31/2025	Coupon	9128285C0	3,250,000.00	UNITED STATES TREASURY 3.0 09/30/2025		48,750.00	48,750.00

CASH FLOW REPORT



Murrieta Consolidated | Account # | As of May 31, 2024

Payment Date	Transaction Type	CUSIP	Quantity	Security Description	Principal Amount	Income	Total Amount
03/31/2025	Coupon	9128286L9	2,500,000.00	UNITED STATES TREASURY 2.25 03/31/2026		28,125.00	28,125.00
03/31/2025	Coupon	912828ZF0	2,000,000.00	UNITED STATES TREASURY 0.5 03/31/2025		5,000.00	5,000.00
03/31/2025	Final Maturity	912828ZF0	2,000,000.00	UNITED STATES TREASURY 0.5 03/31/2025	2,000,000.00		2,000,000.00
03/31/2025	Coupon	91282CEF4	2,500,000.00	UNITED STATES TREASURY 2.5 03/31/2027		31,250.00	31,250.00
03/31/2025	Coupon	91282CFM8	1,600,000.00	UNITED STATES TREASURY 4.125 09/30/2027		33,000.00	33,000.00
March 2025 Total					2,126,101.59	418,057.76	2,544,159.35
APRIL 2025							
04/09/2025	Coupon	3130B0TY5	1,500,000.00	FEDERAL HOME LOAN BANKS 4.75 04/09/2027		35,625.00	35,625.00
04/10/2025	Coupon	57629W6F2	750,000.00	MASSMUTUAL GLOBAL FUNDING II 4.5 04/10/2026		16,875.00	16,875.00
04/15/2025	Coupon	02582JIT8	905,000.00	AMXCA 2022-2 A 05/17/2027		2,556.63	2,556.63
04/15/2025	Coupon	02582JKH2	640,000.00	AMXCA 2024-1 A 5.23 04/16/2029		2,789.33	2,789.33
04/15/2025	Coupon	161571HT4	1,320,000.00	CHAIT 2023-1 A 5.16 09/15/2028		5,676.00	5,676.00
04/15/2025	Coupon	437918AC9	1,250,000.00	HAROT 2024-1 A3 5.21 08/15/2028		5,427.08	5,427.08
04/15/2025	Coupon	47787JAC2	243,078.79	JDOT 2022 A3 0.36 09/15/2026		144.78	144.78
04/15/2025	Principal Paydown	47787JAC2	243,078.79	JDOT 2022 A3 0.36 09/15/2026	13,675.78		13,675.78
04/15/2025	Coupon	47789QAC4	138,749.59	JDOT 2021-B A3 0.52 03/16/2026		4.68	4.68
04/15/2025	Effective Maturity	47789QAC4	138,749.59	JDOT 2021-B A3 0.52 03/16/2026	10,807.47		10,807.47
04/15/2025	Coupon	47800RAD5	335,000.00	JDOT 2024 A3 4.96 11/15/2028		1,384.67	1,384.67
04/15/2025	Coupon	58770JAD6	350,000.00	MBALT 2024-A A3 5.32 01/18/2028		1,650.83	1,650.83
04/15/2025	Coupon	91282CGV7	2,000,000.00	UNITED STATES TREASURY 3.75 04/15/2026		37,500.00	37,500.00
04/16/2025	Coupon	362554AC1	123,069.88	GMCAR 2021-4 A3 0.68 09/16/2026		19.04	19.04
04/16/2025	Principal Paydown	362554AC1	123,069.88	GMCAR 2021-4 A3 0.68 09/16/2026	8,127.29		8,127.29
04/16/2025	Coupon	36265WAD5	320,000.00	GMCAR 2022-3 A3 3.64 04/16/2027		428.97	428.97
04/16/2025	Principal Paydown	36265WAD5	320,000.00	GMCAR 2022-3 A3 3.64 04/16/2027	15,481.01		15,481.01
04/16/2025	Coupon	380146AC4	126,108.51	GMCAR 2022-1 A3 1.26 11/16/2026		39.20	39.20
04/16/2025	Principal Paydown	380146AC4	126,108.51	GMCAR 2022-1 A3 1.26 11/16/2026	7,940.03		7,940.03
04/18/2025	Coupon	43815PAC3	350,281.80	HAROT 2022-2 A3 3.73 07/20/2026		413.10	413.10
04/18/2025	Principal Paydown	43815PAC3	350,281.80	HAROT 2022-2 A3 3.73 07/20/2026	19,289.17		19,289.17
04/21/2025	Coupon	36269FAD8	455,000.00	GMALT 2024-1 A3 5.09 03/22/2027		1,929.96	1,929.96
04/21/2025	Coupon	379929AD4	280,000.00	GMALT 2023-3 A3 5.38 11/20/2026		1,076.78	1,076.78
04/21/2025	Principal Paydown	379929AD4	280,000.00	GMALT 2023-3 A3 5.38 11/20/2026	37,195.43		37,195.43

CASH FLOW REPORT



Murrieta Consolidated | Account # | As of May 31, 2024

Payment Date	Transaction Type	CUSIP	Quantity	Security Description	Principal Amount	Income	Total Amount
04/21/2025	Coupon	43815GAC3	147,315.04	HAROT 2021-4 A3 0.88 01/21/2026		15.23	15.23
04/21/2025	Principal Paydown	43815GAC3	147,315.04	HAROT 2021-4 A3 0.88 01/21/2026	10,917.76		10,917.76
04/25/2025	Coupon	05602RAD3	237,725.93	BMWOT 2022-A A3 3.21 08/25/2026		203.33	203.33
04/25/2025	Principal Paydown	05602RAD3	237,725.93	BMWOT 2022-A A3 3.21 08/25/2026	12,696.14		12,696.14
04/25/2025	Coupon	06406RBC0	900,000.00	BANK OF NEW YORK MELLON CORP 3.35 04/25/2025		15,075.00	15,075.00
04/25/2025	Final Maturity	06406RBC0	900,000.00	BANK OF NEW YORK MELLON CORP 3.35 04/25/2025	900,000.00		900,000.00
04/25/2025	Coupon	3137BM7C4	1,223,000.00	FHMS K-051 A2 3.308 09/25/2025		3,199.53	3,199.53
04/25/2025	Principal Paydown	3137BM7C4	1,223,000.00	FHMS K-051 A2 3.308 09/25/2025	25,108.81		25,108.81
04/25/2025	Coupon	3137BSP72	2,000,000.00	FHMS K-058 A2 2.653 08/25/2026		4,421.67	4,421.67
04/25/2025	Coupon	3137BTUM1	889,845.82	FHMS K-061 A2 3.347 11/25/2026		2,431.74	2,431.74
04/25/2025	Principal Paydown	3137BTUM1	889,845.82	FHMS K-061 A2 3.347 11/25/2026	1,763.79		1,763.79
04/25/2025	Coupon	3137BVZ82	862,000.00	FHMS K-063 A2 3.43 01/25/2027		2,463.88	2,463.88
04/25/2025	Coupon	3137F1G44	1,000,000.00	FHMS K-065 A2 3.243 04/25/2027		2,702.50	2,702.50
04/25/2025	Coupon	3137F4X72	1,165,000.00	FHMS K-075 A2 3.65 02/25/2028		3,543.54	3,543.54
04/25/2025	Coupon	3137FBU79	1,250,000.00	FHMS K-069 A2 3.187 09/25/2027		3,274.53	3,274.53
04/25/2025	Principal Paydown	3137FBU79	1,250,000.00	FHMS K-069 A2 3.187 09/25/2027	2,021.19		2,021.19
04/25/2025	Coupon	3137FJEH8	1,250,000.00	FHMS K-081 A2 3.9 08/25/2028		4,062.50	4,062.50
04/30/2025	Coupon	9128285J5	2,500,000.00	UNITED STATES TREASURY 3.0 10/31/2025		37,500.00	37,500.00
04/30/2025	Coupon	912828ZL7	2,000,000.00	UNITED STATES TREASURY 0.375 04/30/2025		3,750.00	3,750.00
04/30/2025	Final Maturity	912828ZL7	2,000,000.00	UNITED STATES TREASURY 0.375 04/30/2025	2,000,000.00		2,000,000.00
April 2025 Total					3,065,023.87	196,184.50	3,261,208.37
Grand Total			484,541,891.99		41,251,404.40	3,773,466.99	45,024,871.39

IMPORTANT DISCLOSURES



Murrieta Consolidated | Account # | As of May 31, 2024

Chandler Asset Management, Inc. (“Chandler”) is an SEC registered investment adviser. For additional information about our firm, please see our current disclosures (Form ADV). To obtain a copy of our current disclosures, you may contact your client service representative by calling the number on the front of this statement or you may visit our website at www.chandlerasset.com.

Information contained in this monthly statement is confidential and is provided for informational purposes only and should not be construed as specific investment or legal advice. The information contained herein was obtained from sources believed to be reliable as of the date of this statement, but may become outdated or superseded at any time without notice.

Custody: Your qualified custodian bank maintains control of all assets reflected in this statement and we urge you to compare this statement to the one you receive from your qualified custodian. Chandler does not have any authority to withdraw or deposit funds from/to the custodian account.

Valuation: Prices are provided by IDC, an independent pricing source. In the event IDC does not provide a price or if the price provided is not reflective of fair market value, Chandler will obtain pricing from an alternative approved third party pricing source in accordance with our written valuation policy and procedures. Our valuation procedures are also disclosed in Item 5 of our Form ADV Part 2A.

Performance: Performance results are presented gross-of-advisory fees and represent the client’s Total Return. The deduction of advisory fees lowers performance results. These results include the reinvestment of dividends and other earnings. Past performance may not be indicative of future results. Therefore, clients should not assume that future performance of any specific investment or investment strategy will be profitable or equal to past performance levels. All investment strategies have the potential for profit or loss. Economic factors, market conditions or changes in investment strategies, contributions or withdrawals may materially alter the performance and results of your portfolio.

Source Ice Data Indices, LLC (“ICE”), used with permission. ICE PERMITS USE OF THE ICE INDICES AND RELATED DATA ON AN “AS IS” BASIS; ICE, ITS AFFILIATES AND THEIR RESPECTIVE THIRD PARTY SUPPLIERS DISCLAIM ANY AND ALL WARRANTIES AND REPRESENTATIONS, EXPRESS AND/OR IMPLIED, INCLUDING ANY WARRANTIES OF MERCHANTABILITY OR FITNESS FOR A PARTICULAR PURPOSE OR USE, INCLUDING THE INDICES, INDEX DATA AND ANY DATA INCLUDED IN, RELATED TO, OR DERIVED THEREFROM. NEITHER ICE DATA, ITS AFFILIATES OR THEIR RESPECTIVE THIRD PARTY PROVIDERS GUARANTEE THE QUALITY, ADEQUACY, ACCURACY, TIMELINESS OR COMPLETENESS OF THE INDICES OR THE INDEX DATA OR ANY COMPONENT THEREOF, AND THE INDICES AND INDEX DATA AND ALL COMPONENTS THEREOF ARE PROVIDED ON AN “AS IS” BASIS AND LICENSEE’S USE IS AT LICENSEE’S OWN RISK. ICE DATA, ITS AFFILIATES AND THEIR RESPECTIVE THIRD PARTY DO NOT SPONSOR, ENDORSE, OR RECOMMEND CHANDLER, OR ANY OF ITS PRODUCTS OR SERVICES.

Index returns assume reinvestment of all distributions. Historical performance results for investment indexes generally do not reflect the deduction of transaction and/or custodial charges or the deduction of an investment management fee, the incurrence of which would have the effect of decreasing historical performance results. It is not possible to invest directly in an index.

Ratings: Ratings information have been provided by Moody’s, S&P and Fitch through data feeds we believe to be reliable as of the date of this statement, however we cannot guarantee its accuracy.

Security level ratings for U.S. Agency issued mortgage-backed securities (“MBS”) reflect the issuer rating because the securities themselves are not rated. The issuing U.S. Agency guarantees the full and timely payment of both principal and interest and carries a AA+/Aaa/AAA by S&P, Moody’s and Fitch respectively.