

MONTHLY ACCOUNT STATEMENT

Murrieta Consolidated | Account | As of January 31, 2025

CHANDLER ASSET MANAGEMENT | chandlerasset.com

Custodian:

US Bank

PORTFOLIO SUMMARY



Murrieta Consolidated | Account | As of January 31, 2025

Portfolio Characteristics

Average Modified Duration	1.63
Average Coupon	3.47%
Average Purchase YTM	4.15%
Average Market YTM	4.36%
Average Quality*	AA+
Average Final Maturity	1.87
Average Life	1.68

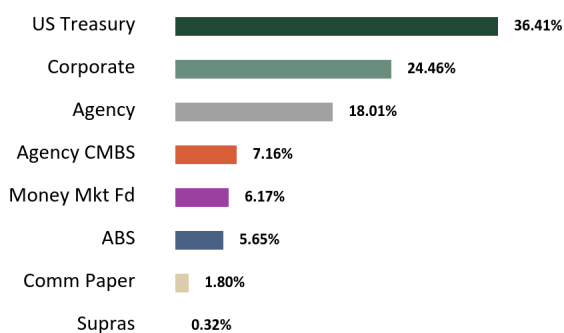
Account Summary

	End Values as of 12/31/2024	End Values as of 01/31/2025
Market Value	149,082,097.03	149,734,882.47
Accrued Interest	1,062,389.06	1,091,421.29
Total Market Value	150,144,486.08	150,826,303.76
Income Earned	418,712.99	423,591.60
Cont/WD	0.00	0.00
Par	151,088,334.01	151,486,046.85
Book Value	148,126,527.34	148,534,347.78
Cost Value	148,126,527.34	148,534,347.78

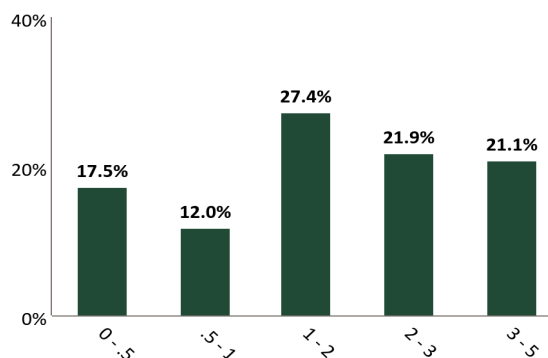
Top Issuers

Government of The United States	36.41%
Federal Home Loan Banks	9.95%
Farm Credit System	8.06%
FHLMC	7.16%
U.S. Bancorp	6.17%
Mitsubishi UFJ Financial Group, Inc.	1.80%
Caterpillar Inc.	1.23%
The Home Depot, Inc.	1.17%

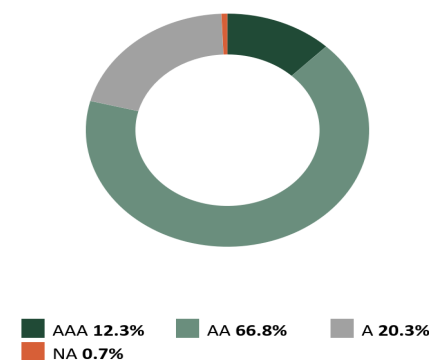
Sector Allocation



Maturity Distribution



Credit Quality (S&P)



*The credit quality is a weighted average calculation of the highest of S&P, Moody's and Fitch
 Execution Time: 02/04/2025 05:55:54 PM

STATEMENT OF COMPLIANCE



Murrieta Consolidated | Account | As of January 31, 2025

Rules Name	Limit	Actual	Compliance Status	Notes
AGENCY MORTGAGE SECURITIES (CMOS)				
Max % (MV)	20.0	7.2	Compliant	
Max % Issuer (MV)	30.0	7.1	Compliant	
Max Maturity (Years)	5.0	4.0	Compliant	
ASSET-BACKED SECURITIES (ABS)				
Max % (MV)	20.0	5.7	Compliant	
Max % Issuer (MV)	5.0	1.0	Compliant	
Max Maturity (Years)	5	4	Compliant	
Min Rating (AA- by 1)	0.0	0.0	Compliant	
BANKERS' ACCEPTANCES				
Max % (MV)	30.0	0.0	Compliant	
Max % Issuer (MV)	5.0	0.0	Compliant	
Max Maturity (Days)	180	0.0	Compliant	
Min Rating (A-1 by 1 or A- by 1)	0.0	0.0	Compliant	
CERTIFICATE OF DEPOSIT PLACEMENT SERVICE (CDARS)				
Max % (MV)	30.0	0.0	Compliant	
Max Maturity (Years)	5.0	0.0	Compliant	
COLLATERALIZED TIME DEPOSITS (NON-NEGOTIABLE CD/TD)				
Max % (MV)	20.0	0.0	Compliant	
Max % Issuer (MV)	5.0	0.0	Compliant	
Max Maturity (Years)	5.0	0.0	Compliant	
COMMERCIAL PAPER				
Max % (MV)	40.0	1.8	Compliant	
Max % Issuer (MV)	5.0	1.8	Compliant	
Max Maturity (Days)	270	32	Compliant	
Min Rating (A-1 by 1 or A- by 1)	0.0	0.0	Compliant	
CORPORATE MEDIUM TERM NOTES				
Max % (MV)	30.0	24.5	Compliant	
Max % Issuer (MV)	5.0	1.2	Compliant	
Max Maturity (Years)	5	3	Compliant	
Min Rating (A- by 1)	0.0	0.0	Compliant	
FDIC INSURED TIME DEPOSITS (NON-NEGOTIABLE CD/ TD)				

STATEMENT OF COMPLIANCE



Murrieta Consolidated | Account | As of January 31, 2025

Rules Name	Limit	Actual	Compliance Status	Notes
Max % (MV)	20.0	0.0	Compliant	
Max Maturity (Years)	5	0.0	Compliant	
FEDERAL AGENCIES				
Max % (MV)	100.0	18.0	Compliant	
Max % Issuer (MV)	30.0	10.0	Compliant	
Max Callables (MV)	20.0	0.0	Compliant	
Max Maturity (Years)	5	3	Compliant	
LOCAL AGENCY INVESTMENT FUND (LAIF)				
Max Concentration (MV)	75.0	0.0	Compliant	
MONEY MARKET MUTUAL FUNDS				
Max % (MV)	20.0	6.2	Compliant	
Max % Issuer (MV)	10.0	6.2	Compliant	
Min Rating (AAA by 2)	0.0	0.0	Compliant	
MUNICIPAL SECURITIES (CA, LOCAL AGENCY)				
Max % (MV)	30.0	0.0	Compliant	
Max % Issuer (MV)	5.0	0.0	Compliant	
Max Maturity (Years)	5	0.0	Compliant	
Min Rating (A- by 1)	0.0	0.0	Compliant	
MUTUAL FUNDS				
Max % (MV)	20.0	0.0	Compliant	
Max % Issuer (MV)	10.0	0.0	Compliant	
Min Rating (AAA by 2)	0.0	0.0	Compliant	
NEGOTIABLE CERTIFICATES OF DEPOSIT (NCD)				
Max % (MV)	30.0	0.0	Compliant	
Max % Issuer (MV)	5.0	0.0	Compliant	
Max Maturity (Years)	5	0.0	Compliant	
Min Rating (A-1 by 1 or A- by 1 if > FDIC Limit)	0.0	0.0	Compliant	
REPURCHASE AGREEMENTS				
Max % (MV)	20.0	0.0	Compliant	
Max Maturity (Years)	1.0	0.0	Compliant	
SUPRANATIONAL OBLIGATIONS				
Max % (MV)	30.0	0.3	Compliant	
Max % Issuer (MV)	10.0	0.3	Compliant	
Max Maturity (Years)	5	3	Compliant	

STATEMENT OF COMPLIANCE



Murrieta Consolidated | Account | As of January 31, 2025

Rules Name	Limit	Actual	Compliance Status	Notes
Min Rating (AA- by 1)	0.0	0.0	Compliant	
U.S. TREASURIES				
Max % (MV)	100.0	36.4	Compliant	
Max Maturity (Years)	5	4	Compliant	

RECONCILIATION SUMMARY



Murrieta Consolidated | Account | As of January 31, 2025

Maturities / Calls

Month to Date	(5,755,000.00)
Fiscal Year to Date	(5,755,000.00)

Principal Paydowns

Month to Date	(139,022.70)
Fiscal Year to Date	(139,022.70)

Purchases

Month to Date	8,606,418.67
Fiscal Year to Date	8,606,418.67

Sales

Month to Date	(2,318,836.60)
Fiscal Year to Date	(2,318,836.60)

Interest Received

Month to Date	434,975.46
Fiscal Year to Date	434,975.46

Purchased / Sold Interest

Month to Date	(40,416.09)
Fiscal Year to Date	(40,416.09)

Accrual Activity Summary

	Month to Date	Fiscal Year to Date (01/01/2025)
Beginning Book Value	148,126,527.34	148,126,527.34
Maturities/Calls	(5,755,000.00)	(5,755,000.00)
Principal Paydowns	(139,022.70)	(139,022.70)
Purchases	8,606,418.67	8,606,418.67
Sales	(2,318,836.60)	(2,318,836.60)
Change in Cash, Payables, Receivables	530.05	530.05
Amortization/Accretion	0.00	0.00
Realized Gain (Loss)	13,731.02	13,731.02
Ending Book Value	148,534,347.78	148,534,347.78

Fair Market Activity Summary

	Month to Date	Fiscal Year to Date (01/01/2025)
Beginning Market Value	149,082,097.03	149,082,097.03
Maturities/Calls	(5,755,000.00)	(5,755,000.00)
Principal Paydowns	(139,022.70)	(139,022.70)
Purchases	8,606,418.67	8,606,418.67
Sales	(2,318,836.60)	(2,318,836.60)
Change in Cash, Payables, Receivables	530.05	530.05
Amortization/Accretion	0.00	0.00
Change in Net Unrealized Gain (Loss)	244,965.01	244,965.01
Realized Gain (Loss)	13,731.02	13,731.02
Ending Market Value	149,734,882.47	149,734,882.47

HOLDINGS REPORT



Murrieta Consolidated | Account | As of January 31, 2025

Cusip	Security Description	Par Value/ Units	Purchase Date Purchase Yield	Cost Value Book Value	Mkt Price Mkt YTM	Market Value Accrued Int.	% of Port. Gain/Loss	Moody's/ S&P/ Fitch	Maturity Duration
ABS									
05593AAC3	BMWLT 2023-1 A3 5.16 11/25/2025	21,035.52	02/07/2023 5.16%	21,035.02 21,035.02	100.04 4.68%	21,044.34 18.09	0.01% 9.31	Aaa/AAA NA	0.82 0.08
43815GAC3	HAROT 2021-4 A3 0.88 01/21/2026	39,842.96	11/16/2021 0.89%	39,834.56 39,834.56	99.37 4.91%	39,591.78 9.74	0.03% (242.78)	Aaa/NA AAA	0.97 0.16
47789QAC4	JDOT 2021-B A3 0.52 03/16/2026	39,173.37	07/13/2021 0.52%	39,169.87 39,169.87	99.66 3.58%	39,041.11 9.05	0.03% (128.76)	Aaa/NA AAA	1.12 0.11
43815PAC3	HAROT 2022-2 A3 3.73 07/20/2026	168,521.58	08/15/2022 3.73%	168,511.54 168,511.54	99.66 4.68%	167,947.02 226.99	0.11% (564.52)	NA/AAA AAA	1.47 0.37
05602RAD3	BMWOT 2022-A A3 3.21 08/25/2026	99,006.01	05/10/2022 3.21%	99,000.86 99,000.86	99.60 4.64%	98,609.95 52.97	0.07% (390.92)	Aaa/AAA NA	1.56 0.28
47787JAC2	JDOT 2022 A3 0.36 09/15/2026	104,720.59	03/10/2022 2.33%	104,697.42 104,697.42	99.24 4.28%	103,926.97 107.98	0.07% (770.45)	Aaa/NA AAA	1.62 0.39
362554AC1	GMCAR 2021-4 A3 0.68 09/16/2026	43,555.53	10/13/2021 0.68%	43,554.42 43,554.42	99.22 4.37%	43,214.68 12.34	0.03% (339.74)	Aaa/AAA NA	1.62 0.21
380146AC4	GMCAR 2022-1 A3 1.26 11/16/2026	48,717.94	01/11/2022 1.26%	48,713.70 48,713.70	99.23 4.64%	48,342.18 25.58	0.03% (371.52)	NA/AAA AAA	1.79 0.23
379929AD4	GMALT 2023-3 A3 5.38 11/20/2026	280,000.00	08/08/2023 5.38%	279,966.43 279,966.43	100.43 4.61%	281,193.33 460.29	0.19% 1,226.90	NA/AAA AAA	1.80 0.51
36269FAD8	GMALT 2024-1 A3 5.09 03/22/2027	455,000.00	02/08/2024 5.09%	454,943.13 454,943.13	100.57 4.55%	457,615.16 707.65	0.31% 2,672.03	NA/AAA AAA	2.14 0.97
05611UAD5	BMWLT 2024-1 A3 4.98 03/25/2027	1,000,000.00	06/20/2024 5.19%	994,687.50 994,687.50	100.49 4.55%	1,004,886.50 830.00	0.67% 10,199.00	Aaa/AAA NA	2.15 1.02
36265WAD5	GMCAR 2022-3 A3 3.64 04/16/2027	171,908.08	07/06/2022 3.64%	171,906.90 171,906.90	99.63 4.61%	171,265.95 260.73	0.11% (640.94)	Aaa/NA AAA	2.21 0.40
02582JIT8	AMXCA 2022-2 A 3.39 05/17/2027	905,000.00	05/17/2022 3.40%	904,799.81 904,799.81	99.67 4.60%	902,042.82 1,363.53	0.60% (2,756.99)	NA/AAA AAA	0.28 0.28
58770JAD6	MBALT 2024-A A3 5.32 01/18/2028	350,000.00	05/17/2024 5.32%	349,959.05 349,959.05	101.20 4.60%	354,200.00 827.56	0.24% 4,240.95	Aaa/NA AAA	2.96 1.52
58769GAD5	MBALT 2024-B A3 4.23 02/15/2028	545,000.00	09/17/2024 4.24%	544,908.28 544,908.28	99.61 4.52%	542,878.10 1,024.60	0.36% (2,030.18)	NA/AAA AAA	3.04 1.54
437918AC9	HAROT 2024-1 A3 5.21 08/15/2028	1,250,000.00	02/13/2024 5.21%	1,249,945.63 1,249,945.63	100.99 4.55%	1,262,342.63 2,894.44	0.84% 12,397.00	Aaa/AAA NA	3.54 1.36
161571HT4	CHAIT 2023-1 A 5.16 09/15/2028	1,320,000.00	09/07/2023 5.17%	1,319,634.10 1,319,634.10	101.09 4.50%	1,334,331.50 3,027.20	0.89% 14,697.40	NR/AAA AAA	3.62 1.52

HOLDINGS REPORT



Murrieta Consolidated | Account | As of January 31, 2025

Cusip	Security Description	Par Value/ Units	Purchase Date Purchase Yield	Cost Value Book Value	Mkt Price Mkt YTM	Market Value Accrued Int.	% of Port. Gain/Loss	Moody's/ S&P/ Fitch	Maturity Duration
47800RAD5	JDOT 2024 A3 4.96 11/15/2028	335,000.00	03/11/2024 4.96%	334,981.24 334,981.24	100.72 4.63%	337,396.32 738.49	0.23% 2,415.08	Aaa/NA AAA	3.79 1.89
096919AD7	BMWOT 2024-A A3 5.18 02/26/2029	600,000.00	06/04/2024 5.24%	599,908.86 599,908.86	101.04 4.49%	606,256.74 518.00	0.40% 6,347.88	Aaa/AAA NA	4.07 1.40
02582JKH2	AMXCA 2024-1 A 5.23 04/16/2029	640,000.00	04/16/2024 5.23%	639,868.80 639,868.80	101.57 4.52%	650,072.77 1,487.64	0.43% 10,203.97	NA/AAA AAA	4.21 2.03
Total ABS		8,416,481.58	4.74%	8,410,027.13	100.59 4.54%	8,466,199.86 14,602.87	5.65% 56,172.73	Aaa/AAA AAA	2.79 1.18

AGENCY									
3133ENPG9	FEDERAL FARM CREDIT BANKS FUNDING CORP 1.75 02/14/2025	1,200,000.00	02/25/2022 1.82%	1,197,456.00 1,197,456.00	99.92 4.28%	1,199,059.85 9,741.67	0.80% 1,603.85	Aaa/AA+ AA+	0.04 0.03
3133EPW68	FEDERAL FARM CREDIT BANKS FUNDING CORP 4.125 01/22/2026	1,400,000.00	01/24/2024 4.40%	1,392,860.00 1,392,860.00	99.91 4.22%	1,398,705.11 1,443.75	0.93% 5,845.11	Aaa/AA+ AA+	0.97 0.94
3133ERDZ1	FEDERAL FARM CREDIT BANKS FUNDING CORP 4.75 05/08/2026	1,000,000.00	05/20/2024 4.87%	997,690.00 997,690.00	100.73 4.15%	1,007,281.72 10,951.39	0.67% 9,591.72	Aaa/AA+ AA+	1.27 1.20
3130AWLZ1	FEDERAL HOME LOAN BANKS 4.75 06/12/2026	2,000,000.00	08/16/2023 4.78%	1,998,620.00 1,998,620.00	100.60 4.28%	2,012,093.90 12,930.56	1.34% 13,473.90	Aaa/AA+ AA+	1.36 1.30
3133EPZY4	FEDERAL FARM CREDIT BANKS FUNDING CORP 5.0 07/30/2026	2,000,000.00	11/09/2023 4.85%	2,007,480.00 2,007,480.00	101.13 4.21%	2,022,655.26 277.78	1.35% 15,175.26	Aaa/AA+ AA+	1.49 1.43
3133EPSW6	FEDERAL FARM CREDIT BANKS FUNDING CORP 4.5 08/14/2026	2,405,000.00	08/09/2023 4.58%	2,399,468.50 2,399,468.50	100.43 4.20%	2,415,457.97 50,204.38	1.61% 15,989.47	Aaa/AA+ AA+	1.53 1.44
3130AWTQ3	FEDERAL HOME LOAN BANKS 4.625 09/11/2026	4,500,000.00	-- 4.81%	4,476,030.00 4,476,030.00	100.61 4.23%	4,527,421.34 80,937.50	3.02% 51,391.34	Aaa/AA+ AA+	1.61 1.51
3130AXU63	FEDERAL HOME LOAN BANKS 4.625 11/17/2026	1,750,000.00	11/30/2023 4.53%	1,754,427.50 1,754,427.50	100.68 4.22%	1,761,841.43 16,637.15	1.18% 7,413.93	Aaa/AA+ AA+	1.79 1.69
3130AYPNO	FEDERAL HOME LOAN BANKS 4.125 01/15/2027	2,000,000.00	01/30/2024 4.21%	1,995,560.00 1,995,560.00	100.09 4.08%	2,001,791.60 3,666.67	1.34% 6,231.60	Aaa/AA+ AA+	1.96 1.85
3133EP6K6	FEDERAL FARM CREDIT BANKS FUNDING CORP 4.5 03/26/2027	1,000,000.00	04/08/2024 4.66%	995,520.00 995,520.00	100.47 4.26%	1,004,731.05 15,625.00	0.67% 9,211.05	Aaa/AA+ AA+	2.15 2.00
3130BOTY5	FEDERAL HOME LOAN BANKS 4.75 04/09/2027	1,500,000.00	04/10/2024 4.84%	1,496,115.00 1,496,115.00	101.15 4.19%	1,517,197.50 22,166.67	1.01% 21,082.50	Aaa/AA+ AA+	2.19 2.03
3133ERFJ5	FEDERAL FARM CREDIT BANKS FUNDING CORP 4.5 05/20/2027	1,000,000.00	05/20/2024 4.69%	994,830.00 994,830.00	100.63 4.21%	1,006,252.33 8,875.00	0.67% 11,422.33	Aaa/AA+ AA+	2.30 2.14

HOLDINGS REPORT



Murrieta Consolidated | Account | As of January 31, 2025

Cusip	Security Description	Par Value/ Units	Purchase Date Purchase Yield	Cost Value Book Value	Mkt Price Mkt YTM	Market Value Accrued Int.	% of Port. Gain/Loss	Moody's/ S&P/ Fitch	Maturity Duration
3130AVVX7	FEDERAL HOME LOAN BANKS 3.75 06/09/2028	1,120,000.00	06/07/2023 4.00%	1,107,243.20 1,107,243.20	98.19 4.34%	1,099,704.09 6,066.67	0.73% (7,539.11)	Aaa/AA+ AA+	3.36 3.09
3130AWC24	FEDERAL HOME LOAN BANKS 4.0 06/09/2028	2,000,000.00	07/06/2023 4.49%	1,956,940.00 1,956,940.00	98.97 4.33%	1,979,497.40 11,555.56	1.32% 22,557.40	Aaa/AA+ AA+	3.36 3.08
3133EPWK7	FEDERAL FARM CREDIT BANKS FUNDING CORP 4.5 09/22/2028	2,000,000.00	10/12/2023 4.71%	1,981,460.00 1,981,460.00	100.64 4.31%	2,012,763.48 32,250.00	1.34% 31,303.48	Aaa/AA+ AA+	3.64 3.27
Total Agency		26,875,000.00	4.50%	26,751,700.20	100.35 4.23%	26,966,454.02 283,329.72	18.01% 214,753.82	Aaa/AA+ AA+	1.93 1.79

AGENCY CMBS									
3137BM7C4	FHMS K-051 A2 3.308 09/25/2025	1,180,208.76	06/23/2022 3.30%	1,177,719.25 1,177,719.25	99.15 4.51%	1,170,229.86 3,253.44	0.78% (7,489.39)	Aaa/AA+ AAA	0.65 0.53
3137BSP72	FHMS K-058 A2 2.653 08/25/2026	2,000,000.00	02/09/2023 4.27%	1,890,546.88 1,890,546.88	97.26 4.44%	1,945,163.80 4,421.67	1.30% 54,616.92	Aaa/AA+ AAA	1.56 1.46
3137BTUM1	FHMS K-061 A2 3.347 11/25/2026	875,787.14	09/22/2022 4.23%	844,347.75 844,347.75	97.74 4.63%	855,984.80 2,442.72	0.57% 11,637.05	Aaa/AA+ AAA	1.82 1.63
3137BVZ82	FHMS K-063 A2 3.43 01/25/2027	862,000.00	-- 4.03%	839,600.51 839,600.51	98.02 4.47%	844,924.12 2,463.88	0.56% 5,323.61	Aaa/AA+ AAA	1.98 1.74
3137F1G44	FHMS K-065 A2 3.243 04/25/2027	1,000,000.00	09/19/2022 4.02%	965,468.75 965,468.75	97.35 4.48%	973,519.30 2,702.50	0.65% 8,050.55	Aaa/AA+ AAA	2.23 2.03
3137FBU79	FHMS K-069 A2 3.187 09/25/2027	1,237,370.53	05/18/2023 4.13%	1,188,600.73 1,188,600.73	96.72 4.50%	1,196,814.84 3,286.25	0.80% 8,214.11	Aaa/AAA AA+	2.65 2.41
3137F4X72	FHMS K-075 A2 3.65 02/25/2028	1,165,000.00	09/14/2023 4.83%	1,107,478.13 1,107,478.13	97.40 4.53%	1,134,657.11 3,543.54	0.76% 27,178.98	Aaa/AA+ AAA	3.07 2.81
3137FJEH8	FHMS K-081 A2 3.9 08/25/2028	1,250,000.00	05/28/2024 4.94%	1,197,265.63 1,197,265.63	97.73 4.56%	1,221,682.75 4,062.50	0.82% 24,417.12	Aaa/AA+ AAA	3.57 3.23
3137H5YC5	FHMS K-748 A2 2.26 01/25/2029	1,500,000.00	08/19/2024 4.12%	1,385,332.03 1,385,332.03	91.62 4.62%	1,374,341.55 2,825.00	0.92% (10,990.48)	Aaa/AA+ AAA	3.99 3.64
Total Agency CMBS		11,070,366.42	4.22%	10,596,359.67	96.86 4.52%	10,717,318.13 29,001.50	7.16% 120,958.47	Aaa/AA+ AAA	2.40 2.18

CASH									
CCYUSD	Receivable	2,472.93	-- 0.00%	2,472.93 2,472.93	1.00 0.00%	2,472.93 0.00	0.00% 0.00	Aaa/AAA AAA	0.00 0.00
CCYUSD	Receivable	26,140.17	-- 0.00%	26,140.17 26,140.17	1.00 0.00%	26,140.17 0.00	0.02% 0.00	Aaa/AAA AAA	0.00 0.00

HOLDINGS REPORT



Murrieta Consolidated | Account | As of January 31, 2025

Cusip	Security Description	Par Value/ Units	Purchase Date Purchase Yield	Cost Value Book Value	Mkt Price Mkt YTM	Market Value Accrued Int.	% of Port. Gain/Loss	Moody's/ S&P/ Fitch	Maturity Duration
Total Cash		28,613.10	0.00%	28,613.10	1.00 0.00%	28,613.10 0.00	0.02% 0.00	Aaa/AAA AAA	0.00 0.00
COMMERCIAL PAPER									
62479LQ40	MUFG Bank, Ltd. - New York Branch 03/04/2025	2,700,000.00	06/07/2024 5.36%	2,594,902.50 2,594,902.50	99.62 4.05%	2,689,699.50 0.00	1.80% 94,797.00	P-1/A-1 NA	0.09 0.07
Total Commercial Paper		2,700,000.00	5.36%	2,594,902.50	99.62 4.05%	2,689,699.50 0.00	1.80% 94,797.00	P-1/A-1 NA	0.09 0.07
CORPORATE									
06406RBC0	BANK OF NEW YORK MELLON CORP 3.35 04/25/2025	900,000.00	04/19/2022 3.35%	899,874.00 899,874.00	99.74 4.48%	897,620.32 8,040.00	0.60% (2,253.68)	Aa3/A AA-	0.23 0.23
14913R2V8	CATERPILLAR FINANCIAL SERVICES CORP 3.4 05/13/2025	480,000.00	05/10/2022 3.44%	479,390.40 479,390.40	99.72 4.40%	478,636.64 3,536.00	0.32% (753.76)	A2/A A+	0.28 0.27
438516CB0	HONEYWELL INTERNATIONAL INC 1.35 06/01/2025	1,000,000.00	03/09/2022 2.31%	970,280.00 970,280.00	98.97 4.53%	989,706.26 2,250.00	0.66% 19,426.26	A2/A A	0.33 0.32
89115A2A9	TORONTO-DOMINION BANK 3.766 06/06/2025	1,000,000.00	06/02/2022 3.70%	1,001,830.00 1,001,830.00	99.75 4.48%	997,518.16 5,753.61	0.67% (4,311.84)	A2/A- NA	0.34 0.34
63743HFE7	NATIONAL RURAL UTILITIES COOPERATIVE FINANCE CORP 3.45 06/15/2025	1,105,000.00	-- 3.61%	1,099,973.65 1,099,973.65	99.56 4.64%	1,100,181.61 4,871.21	0.73% 207.96	A2/A- A	0.37 0.36
14913R2Z9	CATERPILLAR FINANCIAL SERVICES CORP 3.65 08/12/2025	1,375,000.00	08/08/2022 3.69%	1,373,336.25 1,373,336.25	99.62 4.38%	1,369,840.60 23,560.24	0.91% (3,495.65)	A2/A A+	0.53 0.51
26442UAA2	DUKE ENERGY PROGRESS LLC 3.25 08/15/2025	1,000,000.00	06/23/2022 3.57%	990,710.00 990,710.00	99.36 4.47%	993,618.72 14,986.11	0.66% 2,908.72	Aa3/A WR	0.54 0.51
437076CR1	HOME DEPOT INC 4.0 09/15/2025	1,000,000.00	09/14/2022 4.13%	996,380.00 996,380.00	99.80 4.33%	997,950.76 15,111.11	0.67% 1,570.76	A2/A A	0.62 0.59
023135CN4	AMAZON.COM INC 4.6 12/01/2025	425,000.00	11/29/2022 4.60%	424,974.50 424,974.50	100.18 4.38%	425,744.80 3,258.33	0.28% 770.30	A1/AA AA-	0.83 0.80
857477BR3	STATE STREET CORP 1.746 02/06/2026	335,000.00	02/02/2022 1.75%	335,000.00 335,000.00	99.97 4.93%	334,910.00 2,843.31	0.22% (90.00)	Aa3/A AA-	1.02 0.01
037833BY5	APPLE INC 3.25 02/23/2026	1,000,000.00	02/22/2023 4.72%	959,390.00 959,390.00	98.93 4.30%	989,307.30 14,263.89	0.66% 29,917.30	Aaa/AA+ NA	1.06 1.01
57629W6F2	MASSMUTUAL GLOBAL FUNDING II 4.5 04/10/2026	750,000.00	04/04/2023 4.52%	749,482.50 749,482.50	100.05 4.45%	750,345.36 10,406.25	0.50% 862.86	Aa3/AA+ AA+	1.19 1.13

HOLDINGS REPORT



Murrieta Consolidated | Account | As of January 31, 2025

Cusip	Security Description	Par Value/ Units	Purchase Date Purchase Yield	Cost Value Book Value	Mkt Price Mkt YTM	Market Value Accrued Int.	% of Port. Gain/Loss	Moody's/ S&P/ Fitch	Maturity Duration
00440EAV9	CHUBB INA HOLDINGS LLC 3.35 05/03/2026	1,000,000.00	09/13/2023 5.23%	954,220.00 954,220.00	98.61 4.51%	986,051.69 8,188.89	0.66% 31,831.69	A2/A A	1.25 1.20
58989V2F0	MET TOWER GLOBAL FUNDING 5.4 06/20/2026	1,000,000.00	06/12/2023 5.38%	1,000,440.00 1,000,440.00	101.14 4.54%	1,011,367.11 6,150.00	0.68% 10,927.11	Aa3/AA- AA-	1.38 1.31
61747YET8	MORGAN STANLEY 4.679 07/17/2026	1,000,000.00	09/14/2022 4.68%	994,030.00 994,030.00	99.95 5.65%	999,544.54 1,819.61	0.67% 5,514.54	A1/A- A+	1.46 0.45
69371RS56	PACCAR FINANCIAL CORP 5.05 08/10/2026	1,450,000.00	-- 4.99%	1,451,925.00 1,451,925.00	100.86 4.46%	1,462,497.99 34,781.88	0.98% 10,572.99	A1/A+ NA	1.52 1.42
06428CAA2	BANK OF AMERICA NA 5.526 08/18/2026	1,000,000.00	09/13/2023 5.57%	998,810.00 998,810.00	101.47 4.53%	1,014,668.70 25,020.50	0.68% 15,858.70	Aa1/A+ AA	1.54 1.35
713448FW3	PEPSICO INC 5.125 11/10/2026	510,000.00	11/08/2023 5.13%	509,862.30 509,862.30	101.25 4.38%	516,391.74 5,880.94	0.34% 6,529.44	A1/A+ NA	1.77 1.58
48125LRU8	JPMORGAN CHASE BANK NA 5.11 12/08/2026	1,575,000.00	-- 5.08%	1,576,460.00 1,576,460.00	101.06 4.50%	1,591,691.99 11,848.81	1.06% 15,231.99	Aa2/AA- AA	1.85 1.66
24422EXF1	JOHN DEERE CAPITAL CORP 4.5 01/08/2027	1,000,000.00	01/10/2024 4.52%	999,460.00 999,460.00	100.25 4.36%	1,002,467.87 2,875.00	0.67% 3,007.87	A1/A A+	1.94 1.83
78016HZT0	ROYAL BANK OF CANADA 4.875 01/19/2027	1,245,000.00	01/10/2024 4.88%	1,244,688.75 1,244,688.75	100.60 4.55%	1,252,423.91 2,023.13	0.84% 7,735.16	A1/A AA-	1.97 1.85
17275RBQ4	CISCO SYSTEMS INC 4.8 02/26/2027	1,500,000.00	02/29/2024 4.78%	1,500,810.00 1,500,810.00	100.76 4.41%	1,511,459.87 31,000.00	1.01% 10,649.87	A1/AA- NA	2.07 1.83
857477CL5	STATE STREET CORP 4.993 03/18/2027	1,210,000.00	03/13/2024 4.99%	1,210,000.00 1,210,000.00	100.90 4.54%	1,220,922.14 22,320.10	0.82% 10,922.14	Aa3/A AA-	2.13 1.89
665859AW4	NORTHERN TRUST CORP 4.0 05/10/2027	1,000,000.00	09/14/2022 4.23%	990,460.00 990,460.00	98.85 4.54%	988,527.31 9,000.00	0.66% (1,932.69)	A2/A+ A+	2.27 2.12
009158AY2	AIR PRODUCTS AND CHEMICALS INC 1.85 05/15/2027	1,500,000.00	02/09/2024 4.71%	1,371,945.00 1,371,945.00	94.38 4.47%	1,415,640.33 5,858.33	0.95% 43,695.33	A2/A NA	2.28 2.19
437076DB5	HOME DEPOT INC 4.875 06/25/2027	740,000.00	-- 4.95%	738,545.60 738,545.60	100.94 4.45%	746,991.56 3,607.50	0.50% 8,445.96	A2/A A	2.40 2.16
09290DAH4	BLACKROCK INC 4.6 07/26/2027	750,000.00	07/18/2024 4.57%	750,645.00 750,645.00	100.44 4.41%	753,282.11 479.17	0.50% 2,637.11	Aa3/AA- NA	2.48 2.25
532457CP1	ELI LILLY AND CO 4.15 08/14/2027	1,250,000.00	08/22/2024 4.10%	1,251,637.50 1,251,637.50	99.52 4.35%	1,243,967.48 24,064.24	0.83% (7,670.03)	A1/A+ NA	2.53 2.33
023135BC9	AMAZON.COM INC 3.15 08/22/2027	1,000,000.00	07/30/2024 4.55%	960,450.00 960,450.00	96.96 4.42%	969,630.43 13,912.50	0.65% 9,180.43	A1/AA AA-	2.56 2.38
89236TKJ3	TOYOTA MOTOR CREDIT CORP 4.55 09/20/2027	1,000,000.00	06/20/2024 4.89%	989,900.00 989,900.00	100.15 4.49%	1,001,503.33 16,556.94	0.67% 11,603.33	A1/A+ A+	2.64 2.41

HOLDINGS REPORT



Murrieta Consolidated | Account | As of January 31, 2025

Cusip	Security Description	Par Value/ Units	Purchase Date Purchase Yield	Cost Value Book Value	Mkt Price Mkt YTM	Market Value Accrued Int.	% of Port. Gain/Loss	Moody's/ S&P/ Fitch	Maturity Duration
64952WFJ7	NEW YORK LIFE GLOBAL FUNDING 3.9 10/01/2027	1,000,000.00	09/25/2024 3.91%	999,820.00 999,820.00	98.31 4.58%	983,103.99 13,000.00	0.66% (16,716.01)	Aaa/AA+ AAA	2.67 2.46
91324PDE9	UNITEDHEALTH GROUP INC 2.95 10/15/2027	1,250,000.00	07/30/2024 4.60%	1,189,300.00 1,189,300.00	95.84 4.60%	1,198,009.91 10,857.64	0.80% 8,709.91	A2/A+ A	2.70 2.53
24422EXZ7	JOHN DEERE CAPITAL CORP 4.65 01/07/2028	700,000.00	01/06/2025 4.66%	699,790.00 699,790.00	100.50 4.47%	703,496.86 1,989.17	0.47% 3,706.86	A1/A A+	2.93 2.70
74456QBU9	PUBLIC SERVICE ELECTRIC AND GAS CO 3.7 05/01/2028	750,000.00	06/22/2023 4.79%	715,005.00 715,005.00	97.03 4.70%	727,721.65 6,937.50	0.49% 12,716.65	A1/A WR	3.25 2.99
341081GN1	FLORIDA POWER & LIGHT CO 4.4 05/15/2028	1,500,000.00	05/22/2023 4.64%	1,484,025.00 1,484,025.00	99.27 4.64%	1,489,078.62 13,933.33	0.99% 5,053.62	Aa2/A+ AA-	3.29 2.99
06368MJG0	BANK OF MONTREAL 5.004 01/27/2029	1,500,000.00	01/24/2025 4.96%	1,501,860.00 1,501,860.00	100.33 4.92%	1,505,022.95 834.00	1.01% 3,162.95	A2/A- AA-	3.99 2.74
Total Corporate		36,800,000.00	4.47%	36,364,710.45	99.54 4.54%	36,620,844.60 381,819.24	24.46% 256,134.15	A1/A+ AA-	1.81 1.60
MONEY MARKET FUND									
31846V567	FIRST AMER:GVT OBLG Z	112,295.96	-- 4.28%	112,295.96 112,295.96	1.00 4.28%	112,295.96 0.00	0.07% 0.00	Aaa/ AAAm AAA	0.00 0.00
31846V567	FIRST AMER:GVT OBLG Z	9,133,289.79	-- 4.28%	9,133,289.79 9,133,289.79	1.00 4.28%	9,133,289.79 0.00	6.10% 0.00	Aaa/ AAAm AAA	0.00 0.00
Total Money Market Fund		9,245,585.75	4.28%	9,245,585.75	1.00 4.28%	9,245,585.75 0.00	6.17% 0.00	Aaa/ AAAm AAA	0.00 0.00
SUPRANATIONAL									
459058KT9	INTERNATIONAL BANK FOR RECONSTRUCTION AND DEVELOPM 3.5 07/12/2028	500,000.00	07/24/2023 4.26%	483,115.00 483,115.00	97.30 4.35%	486,508.59 923.61	0.32% 3,393.59	Aaa/AAA NA	3.45 3.19
Total Supranational		500,000.00	4.26%	483,115.00	97.30 4.35%	486,508.59 923.61	0.32% 3,393.59	Aaa/AAA NA	3.45 3.19
US TREASURY									

HOLDINGS REPORT



Murrieta Consolidated | Account | As of January 31, 2025

Cusip	Security Description	Par Value/ Units	Purchase Date Purchase Yield	Cost Value Book Value	Mkt Price Mkt YTM	Market Value Accrued Int.	% of Port. Gain/Loss	Moody's/ S&P/ Fitch	Maturity Duration
912828ZF0	UNITED STATES TREASURY 0.5 03/31/2025	2,000,000.00	03/03/2021 0.54%	1,997,031.25 1,997,031.25	99.43 4.24%	1,988,541.66 3,406.59	1.33% (8,489.59)	Aaa/AA+ AA+	0.16 0.15
912828ZL7	UNITED STATES TREASURY 0.375 04/30/2025	2,000,000.00	04/12/2021 0.66%	1,977,343.75 1,977,343.75	99.07 4.33%	1,981,367.18 1,926.80	1.32% 4,023.43	Aaa/AA+ AA+	0.24 0.24
912828ZT0	UNITED STATES TREASURY 0.25 05/31/2025	1,800,000.00	10/14/2021 0.78%	1,765,757.81 1,765,757.81	98.69 4.38%	1,776,403.12 778.85	1.19% 10,645.31	Aaa/AA+ AA+	0.33 0.32
91282CAB7	UNITED STATES TREASURY 0.25 07/31/2025	2,000,000.00	12/02/2021 4.30%	1,942,031.25 1,942,031.25	98.05 4.29%	1,961,093.76 13.81	1.31% 19,062.51	Aaa/AA+ AA+	0.50 0.48
91282CAJ0	UNITED STATES TREASURY 0.25 08/31/2025	1,000,000.00	03/22/2022 2.42%	928,828.13 928,828.13	97.72 4.36%	977,156.25 1,063.54	0.65% 48,328.12	Aaa/AA+ AA+	0.58 0.56
9128285C0	UNITED STATES TREASURY 3.0 09/30/2025	3,250,000.00	-- 2.90%	3,259,882.81 3,259,882.81	99.18 4.28%	3,223,263.68 33,214.29	2.15% (36,619.13)	Aaa/AA+ AA+	0.66 0.63
9128285J5	UNITED STATES TREASURY 3.0 10/31/2025	2,500,000.00	06/23/2022 3.02%	2,498,632.81 2,498,632.81	99.08 4.27%	2,477,083.33 19,267.96	1.65% (21,549.49)	Aaa/AA+ AA+	0.75 0.71
912828M56	UNITED STATES TREASURY 2.25 11/15/2025	2,500,000.00	06/23/2022 3.11%	2,431,152.34 2,431,152.34	98.44 4.30%	2,461,054.68 12,120.17	1.64% 29,902.34	Aaa/AA+ AA+	0.79 0.76
9128285T3	UNITED STATES TREASURY 2.625 12/31/2025	2,500,000.00	09/14/2022 3.76%	2,412,792.97 2,412,792.97	98.57 4.25%	2,464,179.68 5,801.11	1.65% 51,386.71	Aaa/AA+ AA+	0.91 0.88
9128286L9	UNITED STATES TREASURY 2.25 03/31/2026	2,500,000.00	09/14/2022 3.74%	2,377,832.03 2,377,832.03	97.79 4.23%	2,444,628.90 19,162.09	1.63% 66,796.87	Aaa/AA+ AA+	1.16 1.11
91282CGV7	UNITED STATES TREASURY 3.75 04/15/2026	2,000,000.00	03/20/2024 4.63%	1,965,703.13 1,965,703.13	99.44 4.23%	1,988,750.00 22,458.79	1.33% 23,046.87	Aaa/AA+ AA+	1.20 1.14
912828U24	UNITED STATES TREASURY 2.0 11/15/2026	3,000,000.00	09/13/2023 4.66%	2,767,031.25 2,767,031.25	96.23 4.22%	2,886,914.07 12,928.18	1.93% 119,882.82	Aaa/AA+ AA+	1.79 1.71
912828YX2	UNITED STATES TREASURY 1.75 12/31/2026	1,750,000.00	12/27/2023 3.96%	1,641,240.23 1,641,240.23	95.57 4.19%	1,672,480.46 2,707.18	1.12% 31,240.23	Aaa/AA+ AA+	1.91 1.84
91282CEF4	UNITED STATES TREASURY 2.5 03/31/2027	2,500,000.00	11/17/2022 4.27%	2,349,414.06 2,349,414.06	96.53 4.20%	2,413,183.60 21,291.21	1.61% 63,769.54	Aaa/AA+ AA+	2.16 2.05
91282CEW7	UNITED STATES TREASURY 3.25 06/30/2027	1,300,000.00	12/12/2022 3.87%	1,266,687.50 1,266,687.50	97.85 4.20%	1,272,019.53 3,734.81	0.85% 5,332.03	Aaa/AA+ AA+	2.41 2.28
91282CFB2	UNITED STATES TREASURY 2.75 07/31/2027	2,000,000.00	07/26/2023 4.30%	1,887,109.38 1,887,109.38	96.54 4.23%	1,930,781.24 151.93	1.29% 43,671.86	Aaa/AA+ AA+	2.50 2.37
91282CFH9	UNITED STATES TREASURY 3.125 08/31/2027	2,500,000.00	01/24/2023 3.65%	2,445,117.19 2,445,117.19	97.33 4.23%	2,433,203.13 33,235.50	1.63% (11,914.07)	Aaa/AA+ AA+	2.58 2.40
91282CFM8	UNITED STATES TREASURY 4.125 09/30/2027	1,600,000.00	02/22/2023 4.19%	1,595,500.00 1,595,500.00	99.77 4.22%	1,596,312.50 22,483.52	1.07% 812.50	Aaa/AA+ AA+	2.66 2.45

HOLDINGS REPORT



Murrieta Consolidated | Account | As of January 31, 2025

Cusip	Security Description	Par Value/ Units	Purchase Date Purchase Yield	Cost Value Book Value	Mkt Price Mkt YTM	Market Value Accrued Int.	% of Port. Gain/Loss	Moody's/ S&P/ Fitch	Maturity Duration
9128283F5	UNITED STATES TREASURY 2.25 11/15/2027	1,400,000.00	06/07/2023 4.05%	1,298,937.50 1,298,937.50	94.84 4.24%	1,327,703.13 6,787.29	0.89% 28,765.63	Aaa/AA+ AA+	2.79 2.64
91282CGH8	UNITED STATES TREASURY 3.5 01/31/2028	1,500,000.00	11/26/2024 4.24%	1,467,070.31 1,467,070.31	97.95 4.24%	1,469,238.29 145.03	0.98% 2,167.98	Aaa/AA+ AA+	3.00 2.80
9128283W8	UNITED STATES TREASURY 2.75 02/15/2028	2,750,000.00	09/27/2024 3.51%	2,684,257.81 2,684,257.81	95.75 4.26%	2,633,232.42 34,935.46	1.76% (51,025.40)	Aaa/AA+ AA+	3.04 2.83
9128284V9	UNITED STATES TREASURY 2.875 08/15/2028	2,500,000.00	11/12/2024 4.34%	2,374,804.69 2,374,804.69	95.41 4.29%	2,385,351.55 33,203.13	1.59% 10,546.86	Aaa/AA+ AA+	3.54 3.26
9128285M8	UNITED STATES TREASURY 3.125 11/15/2028	2,000,000.00	04/22/2024 4.72%	1,870,625.00 1,870,625.00	95.93 4.30%	1,918,593.76 13,466.85	1.28% 47,968.76	Aaa/AA+ AA+	3.79 3.49
91282CKD2	UNITED STATES TREASURY 4.25 02/28/2029	2,250,000.00	01/30/2025 4.31%	2,244,726.56 2,244,726.56	99.76 4.31%	2,244,550.77 40,680.25	1.50% (175.79)	Aaa/AA+ AA+	4.08 3.63
91282CLC3	UNITED STATES TREASURY 4.0 07/31/2029	2,000,000.00	10/29/2024 4.30%	1,991,093.75 1,991,093.75	98.69 4.32%	1,973,750.00 220.99	1.32% (17,343.75)	Aaa/AA+ AA+	4.50 4.06
91282CFJ5	UNITED STATES TREASURY 3.125 08/31/2029	2,750,000.00	12/17/2024 4.26%	2,618,730.47 2,618,730.47	95.01 4.34%	2,612,822.27 36,559.05	1.74% (5,908.20)	Aaa/AA+ AA+	4.58 4.14
Total US Treasury		55,850,000.00	3.58%	54,059,333.98	97.63 4.27%	54,513,658.92 381,744.34	36.41% 454,324.94	Aaa/AA+ AA+	2.02 1.88
Total Portfolio		151,486,046.85	4.15%	148,534,347.78	92.75 4.36%	149,734,882.47 1,091,421.29	100.00% 1,200,534.69	Aa1/AA AA+	1.87 1.63
Total Market Value + Accrued						150,826,303.76			

TRANSACTION LEDGER



Murrieta Consolidated | Account | As of January 31, 2025

Transaction Type	Settlement Date	CUSIP	Quantity	Security Description	Price	Acq/Disp Yield	Amount	Interest Pur/Sold	Total Amount	Gain/Loss
ACQUISITIONS										
Purchase	01/03/2025	31846V567	1,290.75	FIRST AMER:GVT OBLG Z	1.000	4.35%	(1,290.75)	0.00	(1,290.75)	0.00
Purchase	01/03/2025	31846V567	26,792.30	FIRST AMER:GVT OBLG Z	1.000	4.35%	(26,792.30)	0.00	(26,792.30)	0.00
Purchase	01/06/2025	31846V567	759,246.88	FIRST AMER:GVT OBLG Z	1.000	4.35%	(759,246.88)	0.00	(759,246.88)	0.00
Purchase	01/08/2025	31846V567	22,500.00	FIRST AMER:GVT OBLG Z	1.000	4.35%	(22,500.00)	0.00	(22,500.00)	0.00
Purchase	01/09/2025	24422EXZ7	700,000.00	JOHN DEERE CAPITAL CORP 4.65 01/07/2028	99.970	4.66%	(699,790.00)	0.00	(699,790.00)	0.00
Purchase	01/13/2025	31846V567	8,750.00	FIRST AMER:GVT OBLG Z	1.000	4.35%	(8,750.00)	0.00	(8,750.00)	0.00
Purchase	01/15/2025	31846V567	91,543.62	FIRST AMER:GVT OBLG Z	1.000	4.35%	(91,543.62)	0.00	(91,543.62)	0.00
Purchase	01/16/2025	31846V567	28,454.66	FIRST AMER:GVT OBLG Z	1.000	4.35%	(28,454.66)	0.00	(28,454.66)	0.00
Purchase	01/16/2025	31846V567	8,934.35	FIRST AMER:GVT OBLG Z	1.000	4.35%	(8,934.35)	0.00	(8,934.35)	0.00
Purchase	01/17/2025	31846V567	23,395.00	FIRST AMER:GVT OBLG Z	1.000	4.35%	(23,395.00)	0.00	(23,395.00)	0.00
Purchase	01/21/2025	31846V567	1,034,764.14	FIRST AMER:GVT OBLG Z	1.000	4.35%	(1,034,764.14)	0.00	(1,034,764.14)	0.00
Purchase	01/21/2025	31846V567	40,276.84	FIRST AMER:GVT OBLG Z	1.000	4.35%	(40,276.84)	0.00	(40,276.84)	0.00
Purchase	01/22/2025	31846V567	28,875.00	FIRST AMER:GVT OBLG Z	1.000	4.35%	(28,875.00)	0.00	(28,875.00)	0.00
Purchase	01/27/2025	31846V567	35,218.57	FIRST AMER:GVT OBLG Z	1.000	4.35%	(35,218.57)	0.00	(35,218.57)	0.00
Purchase	01/27/2025	06368MJG0	1,500,000.00	BANK OF MONTREAL 5.004 01/27/2029	100.124	4.96%	(1,501,860.00)	0.00	(1,501,860.00)	0.00
Purchase	01/30/2025	31846V567	50,000.00	FIRST AMER:GVT OBLG Z	1.000	4.35%	(50,000.00)	0.00	(50,000.00)	0.00
Purchase	01/31/2025	31846V567	2,000,000.00	FIRST AMER:GVT OBLG Z	1.000	4.28%	(2,000,000.00)	0.00	(2,000,000.00)	0.00
Purchase	01/31/2025	91282CKD2	2,250,000.00	UNITED STATES TREASURY 4.25 02/28/2029	99.766	4.31%	(2,244,726.56)	(40,416.09)	(2,285,142.65)	0.00
Total Purchase			8,610,042.11				(8,606,418.67)	(40,416.09)	(8,646,834.76)	0.00
TOTAL ACQUISITIONS			8,610,042.11				(8,606,418.67)	(40,416.09)	(8,646,834.76)	0.00
OTHER										
Maturity	01/06/2025	3133ENKS8	(755,000.00)	FEDERAL FARM CREDIT BANKS FUNDING CORP 1.125 01/06/2025	100.000	1.13%	755,000.00	0.00	755,000.00	1,698.75
Maturity	01/21/2025	78016EYM3	(1,000,000.00)	ROYAL BANK OF CANADA 1.6 01/21/2025	100.000	1.60%	1,000,000.00	0.00	1,000,000.00	0.00

TRANSACTION LEDGER



Murrieta Consolidated | Account | As of January 31, 2025

Transaction Type	Settlement Date	CUSIP	Quantity	Security Description	Price	Acq/Disp Yield	Amount	Interest Pur/Sold	Total Amount	Gain/Loss
Maturity	01/31/2025	89233GNX0	(2,000,000.00)	Toyota Motor Credit Corporation 01/31/2025	100.000	0.00%	2,000,000.00	0.00	2,000,000.00	74,375.00
Maturity	01/31/2025	912828Z52	(2,000,000.00)	UNITED STATES TREASURY 1.375 01/31/2025	100.000	1.38%	2,000,000.00	0.00	2,000,000.00	(62,500.00)
Total Maturity			(5,755,000.00)				5,755,000.00	0.00	5,755,000.00	13,573.75
Sale	01/09/2025	31846V567	(699,790.00)	FIRST AMER:GVT OBLG Z	1.000	4.35%	699,790.00	0.00	699,790.00	0.00
Sale	01/27/2025	31846V567	(1,443,903.95)	FIRST AMER:GVT OBLG Z	1.000	4.35%	1,443,903.95	0.00	1,443,903.95	0.00
Sale	01/31/2025	31846V567	(175,142.65)	FIRST AMER:GVT OBLG Z	1.000	4.28%	175,142.65	0.00	175,142.65	0.00
Total Sale			(2,318,836.60)				2,318,836.60	0.00	2,318,836.60	0.00
TOTAL OTHER TRANSACTIONS			(8,073,836.60)				8,073,836.60	0.00	8,073,836.60	13,573.75
OTHER										
Coupon	01/01/2025	3137BM7C4	0.00	FHMS K-051 A2 3.308 09/25/2025		3.30%	3,260.22	0.00	3,260.22	0.00
Coupon	01/01/2025	3137F1G44	0.00	FHMS K-065 A2 3.243 04/25/2027		4.02%	2,702.50	0.00	2,702.50	0.00
Coupon	01/01/2025	3137BSP72	0.00	FHMS K-058 A2 2.653 08/25/2026		4.27%	4,421.67	0.00	4,421.67	0.00
Coupon	01/01/2025	3137H5YC5	0.00	FHMS K-748 A2 2.26 01/25/2029		4.27%	2,825.00	0.00	2,825.00	0.00
Coupon	01/01/2025	3137BVZ82	0.00	FHMS K-063 A2 3.43 01/25/2027		4.64%	2,463.88	0.00	2,463.88	0.00
Coupon	01/01/2025	3137FBU79	0.00	FHMS K-069 A2 3.187 09/25/2027		4.64%	3,291.57	0.00	3,291.57	0.00
Coupon	01/01/2025	3137FJEH8	0.00	FHMS K-081 A2 3.9 08/25/2028		5.09%	4,062.50	0.00	4,062.50	0.00
Coupon	01/01/2025	3137BTUM1	0.00	FHMS K-061 A2 3.347 11/25/2026		5.22%	2,447.57	0.00	2,447.57	0.00
Coupon	01/01/2025	3137F4X72	0.00	FHMS K-075 A2 3.65 02/25/2028		5.27%	3,543.54	0.00	3,543.54	0.00
Coupon	01/06/2025	3133ENKS8	0.00	FEDERAL FARM CREDIT BANKS FUNDING CORP 1.125 01/06/2025		1.13%	4,246.88	0.00	4,246.88	0.00

TRANSACTION LEDGER



Murrieta Consolidated | Account | As of January 31, 2025

Transaction Type	Settlement Date	CUSIP	Quantity	Security Description	Price	Acq/Disp Yield	Amount	Interest Pur/Sold	Total Amount	Gain/Loss
Coupon	01/08/2025	24422EXF1	0.00	JOHN DEERE CAPITAL CORP 4.5 01/08/2027		4.52%	22,500.00	0.00	22,500.00	0.00
Coupon	01/12/2025	459058KT9	0.00	INTERNATIONAL BANK FOR RECONSTRUCTION AND DEVELOPM 3.5 07/12/2028		4.26%	8,750.00	0.00	8,750.00	0.00
Coupon	01/15/2025	47789QAC4	0.00	JDOT 2021-B A3 0.52 03/16/2026		0.52%	22.79	0.00	22.79	0.00
Coupon	01/15/2025	47787JAC2	0.00	JDOT 2022 A3 0.36 09/15/2026		2.33%	232.06	0.00	232.06	0.00
Coupon	01/15/2025	02582JIT8	0.00	AMXCA 2022-2 A 3.39 05/17/2027		3.40%	2,556.63	0.00	2,556.63	0.00
Coupon	01/15/2025	3130AYPN0	0.00	FEDERAL HOME LOAN BANKS 4.125 01/15/2027		4.21%	41,250.00	0.00	41,250.00	0.00
Coupon	01/15/2025	58769GAD5	0.00	MBALT 2024-B A3 4.23 02/15/2028		4.24%	1,921.13	0.00	1,921.13	0.00
Coupon	01/15/2025	47800RAD5	0.00	JDOT 2024 A3 4.96 11/15/2028		4.96%	1,384.67	0.00	1,384.67	0.00
Coupon	01/15/2025	161571HT4	0.00	CHAIT 2023-1 A 5.16 09/15/2028		5.17%	5,676.00	0.00	5,676.00	0.00
Coupon	01/15/2025	437918AC9	0.00	HAROT 2024-1 A3 5.21 08/15/2028		5.21%	5,427.08	0.00	5,427.08	0.00
Coupon	01/15/2025	02582JKH2	0.00	AMXCA 2024-1 A 5.23 04/16/2029		5.23%	2,789.33	0.00	2,789.33	0.00
Coupon	01/15/2025	58770JAD6	0.00	MBALT 2024-A A3 5.32 01/18/2028		5.32%	1,551.67	0.00	1,551.67	0.00
Coupon	01/16/2025	362554AC1	0.00	GMCAR 2021-4 A3 0.68 09/16/2026		0.68%	29.73	0.00	29.73	0.00
Coupon	01/16/2025	380146AC4	0.00	GMCAR 2022-1 A3 1.26 11/16/2026		1.26%	60.76	0.00	60.76	0.00
Coupon	01/16/2025	36265WAD5	0.00	GMCAR 2022-3 A3 3.64 04/16/2027		3.64%	578.07	0.00	578.07	0.00
Coupon	01/17/2025	61747YET8	0.00	MORGAN STANLEY 4.679 07/17/2026		4.85%	23,395.00	0.00	23,395.00	0.00

TRANSACTION LEDGER



Murrieta Consolidated | Account | As of January 31, 2025

Transaction Type	Settlement Date	CUSIP	Quantity	Security Description	Price	Acq/Disp Yield	Amount	Interest Pur/Sold	Total Amount	Gain/Loss
Coupon	01/18/2025	43815PAC3	0.00	HAROT 2022-2 A3 3.73 07/20/2026		3.73%	588.96	0.00	588.96	0.00
Coupon	01/19/2025	78016HZT0	0.00	ROYAL BANK OF CANADA 4.875 01/19/2027		4.88%	30,346.88	0.00	30,346.88	0.00
Coupon	01/20/2025	36269FAD8	0.00	GMALT 2024-1 A3 5.09 03/22/2027		5.09%	1,929.96	0.00	1,929.96	0.00
Coupon	01/20/2025	379929AD4	0.00	GMALT 2023-3 A3 5.38 11/20/2026		5.38%	1,255.33	0.00	1,255.33	0.00
Coupon	01/21/2025	43815GAC3	0.00	HAROT 2021-4 A3 0.88 01/21/2026		0.89%	37.96	0.00	37.96	0.00
Coupon	01/21/2025	78016EYM3	0.00	ROYAL BANK OF CANADA 1.6 01/21/2025		1.60%	8,000.00	0.00	8,000.00	0.00
Coupon	01/22/2025	3133EPW68	0.00	FEDERAL FARM CREDIT BANKS FUNDING CORP 4.125 01/22/2026		4.40%	28,875.00	0.00	28,875.00	0.00
Coupon	01/25/2025	05602RAD3	0.00	BMWOT 2022-A A3 3.21 08/25/2026		3.21%	306.86	0.00	306.86	0.00
Coupon	01/25/2025	05593AAC3	0.00	BMWLT 2023-1 A3 5.16 11/25/2025		5.16%	171.21	0.00	171.21	0.00
Coupon	01/25/2025	096919AD7	0.00	BMWOT 2024-A A3 5.18 02/26/2029		5.18%	2,590.00	0.00	2,590.00	0.00
Coupon	01/25/2025	05611UAD5	0.00	BMWLT 2024-1 A3 4.98 03/25/2027		5.19%	4,150.00	0.00	4,150.00	0.00
Coupon	01/26/2025	09290DAH4	0.00	BLACKROCK INC 4.6 07/26/2027		4.57%	17,250.00	0.00	17,250.00	0.00
Coupon	01/30/2025	3133EPZY4	0.00	FEDERAL FARM CREDIT BANKS FUNDING CORP 5.0 07/30/2026		4.85%	50,000.00	0.00	50,000.00	0.00
Coupon	01/31/2025	91282CAB7	0.00	UNITED STATES TREASURY 0.25 07/31/2025		1.06%	2,500.00	0.00	2,500.00	0.00
Coupon	01/31/2025	912828Z52	0.00	UNITED STATES TREASURY 1.375 01/31/2025		1.38%	13,750.00	0.00	13,750.00	0.00
Coupon	01/31/2025	91282CLC3	0.00	UNITED STATES TREASURY 4.0 07/31/2029		4.10%	40,000.00	0.00	40,000.00	0.00

TRANSACTION LEDGER



Murrieta Consolidated | Account | As of January 31, 2025

Transaction Type	Settlement Date	CUSIP	Quantity	Security Description	Price	Acq/Disp Yield	Amount	Interest Pur/Sold	Total Amount	Gain/Loss
Coupon	01/31/2025	91282CGH8	0.00	UNITED STATES TREASURY 3.5 01/31/2028		4.24%	26,250.00	0.00	26,250.00	0.00
Coupon	01/31/2025	91282CFB2	0.00	UNITED STATES TREASURY 2.75 07/31/2027		4.30%	27,500.00	0.00	27,500.00	0.00
Total Coupon			0.00				406,892.41	0.00	406,892.41	0.00
Custody Fee	01/27/2025	CCYUSD	(1,000.00)	Cash		0.00%	(1,000.00)	0.00	(1,000.00)	0.00
Total Custody Fee			(1,000.00)				(1,000.00)	0.00	(1,000.00)	0.00
Dividend	01/31/2025	31846V567	0.00	FIRST AMER:GVT OBLG Z		4.28%	28,613.10	0.00	28,613.10	0.00
Total Dividend			0.00				28,613.10	0.00	28,613.10	0.00
Principal Paydown	01/01/2025	3137BM7C4	2,458.85	FHMS K-051 A2 3.308 09/25/2025		3.30%	2,458.85	--	2,458.85	5.18
Principal Paydown	01/01/2025	3137FBU79	2,002.76	FHMS K-069 A2 3.187 09/25/2027		4.68%	2,002.76	--	2,002.76	78.93
Principal Paydown	01/01/2025	3137BTUM1	1,738.51	FHMS K-061 A2 3.347 11/25/2026		5.29%	1,738.51	--	1,738.51	62.41
Principal Paydown	01/15/2025	47789QAC4	13,420.33	JDOT 2021-B A3 0.52 03/16/2026		0.52%	13,420.33	--	13,420.33	1.20
Principal Paydown	01/15/2025	47787JAC2	15,311.93	JDOT 2022 A3 0.36 09/15/2026		2.33%	15,311.93	--	15,311.93	3.39
Principal Paydown	01/16/2025	362554AC1	8,904.62	GMCAR 2021-4 A3 0.68 09/16/2026		0.68%	8,904.62	--	8,904.62	0.23
Principal Paydown	01/16/2025	380146AC4	9,151.56	GMCAR 2022-1 A3 1.26 11/16/2026		1.26%	9,151.56	--	9,151.56	0.79
Principal Paydown	01/16/2025	36265WAD5	18,664.27	GMCAR 2022-3 A3 3.64 04/16/2027		3.64%	18,664.27	--	18,664.27	0.13
Principal Paydown	01/18/2025	43815PAC3	20,956.91	HAROT 2022-2 A3 3.73 07/20/2026		3.73%	20,956.91	--	20,956.91	1.25
Principal Paydown	01/21/2025	43815GAC3	11,924.98	HAROT 2021-4 A3 0.88 01/21/2026		0.89%	11,924.98	--	11,924.98	2.51
Principal Paydown	01/25/2025	05602RAD3	15,707.81	BMWOT 2022-A A3 3.21 08/25/2026		3.21%	15,707.81	--	15,707.81	0.81
Principal Paydown	01/25/2025	05593AAC3	18,780.17	BMWLT 2023-1 A3 5.16 11/25/2025		5.16%	18,780.17	--	18,780.17	0.44

TRANSACTION LEDGER



Murrieta Consolidated | Account | As of January 31, 2025

Transaction Type	Settlement Date	CUSIP	Quantity	Security Description	Price	Acq/Disp Yield	Amount	Interest Pur/Sold	Total Amount	Gain/Loss
Total Principal Paydown			139,022.70				139,022.70	--	139,022.70	157.27
TOTAL OTHER TRANSACTIONS			138,022.70				573,528.21	0.00	573,528.21	157.27

INCOME EARNED



Murrieta Consolidated | Account | As of January 31, 2025

Cusip	Security Description	Trade Date Settle Date Units	Book Value: Begin Book Value: Acq Book Value: Disp Book Value: End	Prior Accrued Inc. Received Ending Accrued Total Interest	Accr. Of Discount Amort. Of Premium Net Accret/Amort Income Earned	Total Income
31846V567			7,404,380.24 4,160,042.11 (2,318,836.60) 9,245,585.75	0.00 28,083.05 0.00 28,083.05	0.00 0.00 0.00 28,083.05	28,083.05
		9,245,585.75	7,404,380.24 4,160,042.11 (2,318,836.60) 9,245,585.75	0.00 28,083.05 0.00 28,083.05	0.00 0.00 0.00 28,083.05	
Total		9,245,585.75	9,245,585.75	28,083.05	28,083.05	28,083.05
CASH & EQUIVALENTS						
CCYUSD	Receivable		28,083.05 0.00 0.00 28,613.10	0.00 0.00 0.00 0.00	0.00 0.00 0.00 0.00	0.00
		28,613.10	28,083.05 0.00 0.00 28,613.10	0.00 0.00 0.00 0.00	0.00 0.00 0.00 0.00	
Total Cash & Equivalents		28,613.10	28,613.10	0.00	0.00	0.00
FIXED INCOME						
00440EAV9	CHUBB INA HOLDINGS LLC 3.35 05/03/2026	09/13/2023 09/15/2023 1,000,000.00	954,220.00 0.00 0.00 954,220.00	5,397.22 0.00 8,188.89 2,791.67	0.00 0.00 0.00 2,791.67	2,791.67
009158AY2	AIR PRODUCTS AND CHEMICALS INC 1.85 05/15/2027	02/09/2024 02/13/2024 1,500,000.00	1,371,945.00 0.00 0.00 1,371,945.00	3,545.83 0.00 5,858.33 2,312.50	0.00 0.00 0.00 2,312.50	2,312.50
023135BC9	AMAZON.COM INC 3.15 08/22/2027	07/30/2024 07/30/2024 1,000,000.00	960,450.00 0.00 0.00 960,450.00	11,287.50 0.00 13,912.50 2,625.00	0.00 0.00 0.00 2,625.00	2,625.00
023135CN4	AMAZON.COM INC 4.6 12/01/2025	11/29/2022 12/01/2022 425,000.00	424,974.50 0.00 0.00 424,974.50	1,629.17 0.00 3,258.33 1,629.17	0.00 0.00 0.00 1,629.17	1,629.17

INCOME EARNED



Murrieta Consolidated | Account | As of January 31, 2025

Cusip	Security Description	Trade Date Settle Date Units	Book Value: Begin Book Value: Acq Book Value: Disp Book Value: End	Prior Accrued Inc. Received Ending Accrued Total Interest	Accr. Of Discount Amort. Of Premium Net Accret/Amort Income Earned	Total Income
02582JJT8	AMXCA 2022-2 A 3.39 05/17/2027	05/17/2022 05/24/2022 905,000.00	904,799.81 0.00 0.00 904,799.81	1,363.53 2,556.63 1,363.53 2,556.63	0.00 0.00 0.00 2,556.63	2,556.63
02582JKH2	AMXCA 2024-1 A 5.23 04/16/2029	04/16/2024 04/23/2024 640,000.00	639,868.80 0.00 0.00 639,868.80	1,487.64 2,789.33 1,487.64 2,789.33	0.00 0.00 0.00 2,789.33	2,789.33
037833BY5	APPLE INC 3.25 02/23/2026	02/22/2023 02/28/2023 1,000,000.00	959,390.00 0.00 0.00 959,390.00	11,555.56 0.00 14,263.89 2,708.33	0.00 0.00 0.00 2,708.33	2,708.33
05593AAC3	BMWLT 2023-1 A3 5.16 11/25/2025	02/07/2023 02/15/2023 21,035.52	39,814.75 0.00 (18,779.73) 21,035.02	34.24 171.21 18.09 155.06	0.00 0.00 0.00 155.06	155.06
05602RAD3	BMWOT 2022-A A3 3.21 08/25/2026	05/10/2022 05/18/2022 99,006.01	114,707.86 0.00 (15,707.00) 99,000.86	61.37 306.86 52.97 298.46	0.00 0.00 0.00 298.46	298.46
05611UAD5	BMWLT 2024-1 A3 4.98 03/25/2027	06/20/2024 06/21/2024 1,000,000.00	994,687.50 0.00 0.00 994,687.50	830.00 4,150.00 830.00 4,150.00	0.00 0.00 0.00 4,150.00	4,150.00
06368MJG0	BANK OF MONTREAL 5.004 01/27/2029	01/24/2025 01/27/2025 1,500,000.00	0.00 1,501,860.00 0.00 1,501,860.00	0.00 0.00 834.00 834.00	0.00 0.00 0.00 834.00	834.00
06406RBC0	BANK OF NEW YORK MELLON CORP 3.35 04/25/2025	04/19/2022 04/26/2022 900,000.00	899,874.00 0.00 0.00 899,874.00	5,527.50 0.00 8,040.00 2,512.50	0.00 0.00 0.00 2,512.50	2,512.50
06428CAA2	BANK OF AMERICA NA 5.526 08/18/2026	09/13/2023 09/15/2023 1,000,000.00	998,810.00 0.00 0.00 998,810.00	20,415.50 0.00 25,020.50 4,605.00	0.00 0.00 0.00 4,605.00	4,605.00

INCOME EARNED



Murrieta Consolidated | Account | As of January 31, 2025

Cusip	Security Description	Trade Date Settle Date Units	Book Value: Begin Book Value: Acq Book Value: Disp Book Value: End	Prior Accrued Inc. Received Ending Accrued Total Interest	Accr. Of Discount Amort. Of Premium Net Accret/Amort Income Earned	Total Income
09290DAH4	BLACKROCK INC 4.6 07/26/2027	07/18/2024 07/26/2024 750,000.00	750,645.00 0.00 0.00 750,645.00	14,854.17 17,250.00 479.17 2,875.00	0.00 0.00 0.00 2,875.00	2,875.00
096919AD7	BMWOT 2024-A A3 5.18 02/26/2029	06/04/2024 06/11/2024 600,000.00	599,908.86 0.00 0.00 599,908.86	518.00 2,590.00 518.00 2,590.00	0.00 0.00 0.00 2,590.00	2,590.00
14913R2V8	CATERPILLAR FINANCIAL SERVICES CORP 3.4 05/13/2025	05/10/2022 05/13/2022 480,000.00	479,390.40 0.00 0.00 479,390.40	2,176.00 0.00 3,536.00 1,360.00	0.00 0.00 0.00 1,360.00	1,360.00
14913R2Z9	CATERPILLAR FINANCIAL SERVICES CORP 3.65 08/12/2025	08/08/2022 08/12/2022 1,375,000.00	1,373,336.25 0.00 0.00 1,373,336.25	19,377.95 0.00 23,560.24 4,182.29	0.00 0.00 0.00 4,182.29	4,182.29
161571HT4	CHAIT 2023-1 A 5.16 09/15/2028	09/07/2023 09/15/2023 1,320,000.00	1,319,634.10 0.00 0.00 1,319,634.10	3,027.20 5,676.00 3,027.20 5,676.00	0.00 0.00 0.00 5,676.00	5,676.00
17275RBQ4	CISCO SYSTEMS INC 4.8 02/26/2027	02/29/2024 03/04/2024 1,500,000.00	1,500,810.00 0.00 0.00 1,500,810.00	25,000.00 0.00 31,000.00 6,000.00	0.00 0.00 0.00 6,000.00	6,000.00
24422EXF1	JOHN DEERE CAPITAL CORP 4.5 01/08/2027	01/10/2024 01/17/2024 1,000,000.00	999,460.00 0.00 0.00 999,460.00	21,625.00 22,500.00 2,875.00 3,750.00	0.00 0.00 0.00 3,750.00	3,750.00
24422EXZ7	JOHN DEERE CAPITAL CORP 4.65 01/07/2028	01/06/2025 01/09/2025 700,000.00	699,790.00 0.00 699,790.00	0.00 1,989.17 1,989.17	0.00 0.00 1,989.17	1,989.17
26442UAA2	DUKE ENERGY PROGRESS LLC 3.25 08/15/2025	06/23/2022 06/27/2022 1,000,000.00	990,710.00 0.00 0.00 990,710.00	12,277.78 0.00 14,986.11 2,708.33	0.00 0.00 0.00 2,708.33	2,708.33

INCOME EARNED



Murrieta Consolidated | Account | As of January 31, 2025

Cusip	Security Description	Trade Date Settle Date Units	Book Value: Begin Book Value: Acq Book Value: Disp Book Value: End	Prior Accrued Inc. Received Ending Accrued Total Interest	Accr. Of Discount Amort. Of Premium Net Accret/Amort Income Earned	Total Income
3130AVVX7	FEDERAL HOME LOAN BANKS 3.75 06/09/2028	06/07/2023 06/09/2023 1,120,000.00	1,107,243.20 0.00 0.00 1,107,243.20	2,566.67 0.00 6,066.67 3,500.00	0.00 0.00 0.00 3,500.00	3,500.00
3130AWC24	FEDERAL HOME LOAN BANKS 4.0 06/09/2028	07/06/2023 07/10/2023 2,000,000.00	1,956,940.00 0.00 0.00 1,956,940.00	4,888.89 0.00 11,555.56 6,666.67	0.00 0.00 0.00 6,666.67	6,666.67
3130AWLZ1	FEDERAL HOME LOAN BANKS 4.75 06/12/2026	08/16/2023 08/17/2023 2,000,000.00	1,998,620.00 0.00 0.00 1,998,620.00	5,013.89 0.00 12,930.56 7,916.67	0.00 0.00 0.00 7,916.67	7,916.67
3130AWTQ3	FEDERAL HOME LOAN BANKS 4.625 09/11/2026	4,500,000.00	4,476,030.00 0.00 0.00 4,476,030.00	63,593.75 0.00 80,937.50 17,343.75	0.00 0.00 0.00 17,343.75	17,343.75
3130AXU63	FEDERAL HOME LOAN BANKS 4.625 11/17/2026	11/30/2023 12/01/2023 1,750,000.00	1,754,427.50 0.00 0.00 1,754,427.50	9,892.36 0.00 16,637.15 6,744.79	0.00 0.00 0.00 6,744.79	6,744.79
3130AYPNO	FEDERAL HOME LOAN BANKS 4.125 01/15/2027	01/30/2024 01/31/2024 2,000,000.00	1,995,560.00 0.00 0.00 1,995,560.00	38,041.67 41,250.00 3,666.67 6,875.00	0.00 0.00 0.00 6,875.00	6,875.00
3130BOTY5	FEDERAL HOME LOAN BANKS 4.75 04/09/2027	04/10/2024 04/15/2024 1,500,000.00	1,496,115.00 0.00 0.00 1,496,115.00	16,229.17 0.00 22,166.67 5,937.50	0.00 0.00 0.00 5,937.50	5,937.50
3133ENKS8	FEDERAL FARM CREDIT BANKS FUNDING CORP 1.125 01/06/2025	01/06/2022 01/11/2022 0.00	753,301.25 0.00 (753,301.25) 0.00	4,128.91 4,246.88 0.00 117.97	0.00 0.00 0.00 117.97	117.97
3133ENPG9	FEDERAL FARM CREDIT BANKS FUNDING CORP 1.75 02/14/2025	02/25/2022 02/28/2022 1,200,000.00	1,197,456.00 0.00 0.00 1,197,456.00	7,991.67 0.00 9,741.67 1,750.00	0.00 0.00 0.00 1,750.00	1,750.00

INCOME EARNED



Murrieta Consolidated | Account | As of January 31, 2025

Cusip	Security Description	Trade Date Settle Date Units	Book Value: Begin Book Value: Acq Book Value: Disp Book Value: End	Prior Accrued Inc. Received Ending Accrued Total Interest	Accr. Of Discount Amort. Of Premium Net Accret/Amort Income Earned	Total Income
3133EP6K6	FEDERAL FARM CREDIT BANKS FUNDING CORP 4.5 03/26/2027	04/08/2024 04/09/2024 1,000,000.00	995,520.00 0.00 0.00 995,520.00	11,875.00 0.00 15,625.00 3,750.00	0.00 0.00 0.00 3,750.00	3,750.00
3133EPSW6	FEDERAL FARM CREDIT BANKS FUNDING CORP 4.5 08/14/2026	08/09/2023 08/14/2023 2,405,000.00	2,399,468.50 0.00 0.00 2,399,468.50	41,185.63 0.00 50,204.38 9,018.75	0.00 0.00 0.00 9,018.75	9,018.75
3133EPW68	FEDERAL FARM CREDIT BANKS FUNDING CORP 4.125 01/22/2026	01/24/2024 01/25/2024 1,400,000.00	1,392,860.00 0.00 0.00 1,392,860.00	25,506.25 28,875.00 1,443.75 4,812.50	0.00 0.00 0.00 4,812.50	4,812.50
3133EPWK7	FEDERAL FARM CREDIT BANKS FUNDING CORP 4.5 09/22/2028	10/12/2023 10/16/2023 2,000,000.00	1,981,460.00 0.00 0.00 1,981,460.00	24,750.00 0.00 32,250.00 7,500.00	0.00 0.00 0.00 7,500.00	7,500.00
3133EPZY4	FEDERAL FARM CREDIT BANKS FUNDING CORP 5.0 07/30/2026	11/09/2023 11/10/2023 2,000,000.00	2,007,480.00 0.00 0.00 2,007,480.00	41,944.44 50,000.00 277.78 8,333.33	0.00 0.00 0.00 8,333.33	8,333.33
3133ERDZ1	FEDERAL FARM CREDIT BANKS FUNDING CORP 4.75 05/08/2026	05/20/2024 05/21/2024 1,000,000.00	997,690.00 0.00 0.00 997,690.00	6,993.06 0.00 10,951.39 3,958.33	0.00 0.00 0.00 3,958.33	3,958.33
3133ERFJ5	FEDERAL FARM CREDIT BANKS FUNDING CORP 4.5 05/20/2027	05/20/2024 05/21/2024 1,000,000.00	994,830.00 0.00 0.00 994,830.00	5,125.00 0.00 8,875.00 3,750.00	0.00 0.00 0.00 3,750.00	3,750.00
3137BM7C4	FHMS K-051 A2 3.308 09/25/2025	06/23/2022 06/28/2022 1,180,208.76	1,180,172.92 0.00 (2,453.67) 1,177,719.25	3,260.22 3,260.22 3,253.44 3,253.44	0.00 0.00 0.00 3,253.44	3,253.44
3137BSP72	FHMS K-058 A2 2.653 08/25/2026	02/09/2023 02/14/2023 2,000,000.00	1,890,546.88 0.00 0.00 1,890,546.88	4,421.67 4,421.67 4,421.67 4,421.67	0.00 0.00 0.00 4,421.67	4,421.67

INCOME EARNED



Murrieta Consolidated | Account | As of January 31, 2025

Cusip	Security Description	Trade Date Settle Date Units	Book Value: Begin Book Value: Acq Book Value: Disp Book Value: End	Prior Accrued Inc. Received Ending Accrued Total Interest	Accr. Of Discount Amort. Of Premium Net Accret/Amort Income Earned	Total Income
3137BTUM1	FHMS K-061 A2 3.347 11/25/2026	09/22/2022 09/27/2022 875,787.14	846,023.85 0.00 (1,676.10) 844,347.75	2,447.57 2,447.57 2,442.72 2,442.72	0.00 0.00 0.00 2,442.72	2,442.72
3137BVZ82	FHMS K-063 A2 3.43 01/25/2027	862,000.00	839,600.51 0.00 0.00 839,600.51	2,463.88 2,463.88 2,463.88 2,463.88	0.00 0.00 0.00 2,463.88	2,463.88
3137F1G44	FHMS K-065 A2 3.243 04/25/2027	09/19/2022 09/22/2022 1,000,000.00	965,468.75 0.00 0.00 965,468.75	2,702.50 2,702.50 2,702.50 2,702.50	0.00 0.00 0.00 2,702.50	2,702.50
3137F4X72	FHMS K-075 A2 3.65 02/25/2028	09/14/2023 09/19/2023 1,165,000.00	1,107,478.13 0.00 0.00 1,107,478.13	3,543.54 3,543.54 3,543.54 3,543.54	0.00 0.00 0.00 3,543.54	3,543.54
3137FBU79	FHMS K-069 A2 3.187 09/25/2027	05/18/2023 05/23/2023 1,237,370.53	1,190,524.56 0.00 (1,923.83) 1,188,600.73	3,291.57 3,291.57 3,286.25 3,286.25	0.00 0.00 0.00 3,286.25	3,286.25
3137FJEH8	FHMS K-081 A2 3.9 08/25/2028	05/28/2024 05/31/2024 1,250,000.00	1,197,265.63 0.00 0.00 1,197,265.63	4,062.50 4,062.50 4,062.50 4,062.50	0.00 0.00 0.00 4,062.50	4,062.50
3137H5YC5	FHMS K-748 A2 2.26 01/25/2029	08/19/2024 08/22/2024 1,500,000.00	1,385,332.03 0.00 0.00 1,385,332.03	2,825.00 2,825.00 2,825.00 2,825.00	0.00 0.00 0.00 2,825.00	2,825.00
341081GN1	FLORIDA POWER & LIGHT CO 4.4 05/15/2028	05/22/2023 05/24/2023 1,500,000.00	1,484,025.00 0.00 0.00 1,484,025.00	8,433.33 0.00 13,933.33 5,500.00	0.00 0.00 0.00 5,500.00	5,500.00
362554AC1	GMCAR 2021-4 A3 0.68 09/16/2026	10/13/2021 10/21/2021 43,555.53	52,458.82 0.00 (8,904.39) 43,554.42	14.86 29.73 12.34 27.21	0.00 0.00 0.00 27.21	27.21

INCOME EARNED



Murrieta Consolidated | Account | As of January 31, 2025

Cusip	Security Description	Trade Date Settle Date Units	Book Value: Begin Book Value: Acq Book Value: Disp Book Value: End	Prior Accrued Inc. Received Ending Accrued Total Interest	Accr. Of Discount Amort. Of Premium Net Accret/Amort Income Earned	Total Income
36265WAD5	GMCAR 2022-3 A3 3.64 04/16/2027	07/06/2022 07/13/2022 171,908.08	190,571.04 0.00 (18,664.14) 171,906.90	289.03 578.07 260.73 549.76	0.00 0.00 0.00 549.76	549.76
36269FAD8	GMALT 2024-1 A3 5.09 03/22/2027	02/08/2024 02/15/2024 455,000.00	454,943.13 0.00 0.00 454,943.13	707.65 1,929.96 707.65 1,929.96	0.00 0.00 0.00 1,929.96	1,929.96
379929AD4	GMALT 2023-3 A3 5.38 11/20/2026	08/08/2023 08/16/2023 280,000.00	279,966.43 0.00 0.00 279,966.43	460.29 1,255.33 460.29 1,255.33	0.00 0.00 0.00 1,255.33	1,255.33
380146AC4	GMCAR 2022-1 A3 1.26 11/16/2026	01/11/2022 01/19/2022 48,717.94	57,864.47 0.00 (9,150.77) 48,713.70	30.38 60.76 25.58 55.96	0.00 0.00 0.00 55.96	55.96
437076CR1	HOME DEPOT INC 4.0 09/15/2025	09/14/2022 09/19/2022 1,000,000.00	996,380.00 0.00 0.00 996,380.00	11,777.78 0.00 15,111.11 3,333.33	0.00 0.00 0.00 3,333.33	3,333.33
437076DB5	HOME DEPOT INC 4.875 06/25/2027	06/25/2024 740,000.00	738,545.60 0.00 0.00 738,545.60	601.25 0.00 3,607.50 3,006.25	0.00 0.00 0.00 3,006.25	3,006.25
437918AC9	HAROT 2024-1 A3 5.21 08/15/2028	02/13/2024 02/21/2024 1,250,000.00	1,249,945.63 0.00 0.00 1,249,945.63	2,894.44 5,427.08 2,894.44 5,427.08	0.00 0.00 0.00 5,427.08	5,427.08
43815GAC3	HAROT 2021-4 A3 0.88 01/21/2026	11/16/2021 11/24/2021 39,842.96	51,757.03 0.00 (11,922.47) 39,834.56	12.65 37.96 9.74 35.05	0.00 0.00 0.00 35.05	35.05
43815PAC3	HAROT 2022-2 A3 3.73 07/20/2026	08/15/2022 08/24/2022 168,521.58	189,467.20 0.00 (20,955.66) 168,511.54	255.22 588.96 226.99 560.73	0.00 0.00 0.00 560.73	560.73

INCOME EARNED



Murrieta Consolidated | Account | As of January 31, 2025

Cusip	Security Description	Trade Date Settle Date Units	Book Value: Begin Book Value: Acq Book Value: Disp Book Value: End	Prior Accrued Inc. Received Ending Accrued Total Interest	Accr. Of Discount Amort. Of Premium Net Accret/Amort Income Earned	Total Income
438516CB0	HONEYWELL INTERNATIONAL INC 1.35 06/01/2025	03/09/2022 03/11/2022 1,000,000.00	970,280.00 0.00 0.00 970,280.00	1,125.00 0.00 2,250.00 1,125.00	0.00 0.00 0.00 1,125.00	1,125.00
459058KT9	INTERNATIONAL BANK FOR RECONSTRUCTION AND DEVELOPM 3.5 07/12/2028	07/24/2023 07/26/2023 500,000.00	483,115.00 0.00 0.00 483,115.00	8,215.28 8,750.00 923.61 1,458.33	0.00 0.00 0.00 1,458.33	1,458.33
47787JAC2	JDOT 2022 A3 0.36 09/15/2026	03/10/2022 03/16/2022 104,720.59	120,005.97 0.00 (15,308.54) 104,697.42	123.77 232.06 107.98 216.27	0.00 0.00 0.00 216.27	216.27
47789QAC4	JDOT 2021-B A3 0.52 03/16/2026	07/13/2021 07/21/2021 39,173.37	52,589.01 0.00 (13,419.13) 39,169.87	12.16 22.79 9.05 19.69	0.00 0.00 0.00 19.69	19.69
47800RAD5	JDOT 2024 A3 4.96 11/15/2028	03/11/2024 03/19/2024 335,000.00	334,981.24 0.00 0.00 334,981.24	738.49 1,384.67 738.49 1,384.67	0.00 0.00 0.00 1,384.67	1,384.67
48125LRU8	JPMORGAN CHASE BANK NA 5.11 12/08/2026	12/08/2023 1,575,000.00	1,576,460.00 0.00 0.00 1,576,460.00	5,141.94 0.00 11,848.81 6,706.88	0.00 0.00 0.00 6,706.88	6,706.88
532457CP1	ELI LILLY AND CO 4.15 08/14/2027	08/22/2024 08/23/2024 1,250,000.00	1,251,637.50 0.00 0.00 1,251,637.50	19,741.32 0.00 24,064.24 4,322.92	0.00 0.00 0.00 4,322.92	4,322.92
57629W6F2	MASSMUTUAL GLOBAL FUNDING II 4.5 04/10/2026	04/04/2023 04/12/2023 750,000.00	749,482.50 0.00 0.00 749,482.50	7,593.75 0.00 10,406.25 2,812.50	0.00 0.00 0.00 2,812.50	2,812.50
58769GAD5	MBALT 2024-B A3 4.23 02/15/2028	09/17/2024 09/25/2024 545,000.00	544,908.28 0.00 0.00 544,908.28	1,024.60 1,921.13 1,024.60 1,921.13	0.00 0.00 0.00 1,921.13	1,921.13

INCOME EARNED



Murrieta Consolidated | Account | As of January 31, 2025

Cusip	Security Description	Trade Date Settle Date Units	Book Value: Begin Book Value: Acq Book Value: Disp Book Value: End	Prior Accrued Inc. Received Ending Accrued Total Interest	Accr. Of Discount Amort. Of Premium Net Accret/Amort Income Earned	Total Income
58770JAD6	MBALT 2024-A A3 5.32 01/18/2028	05/17/2024 05/23/2024 350,000.00	349,959.05 0.00 0.00 349,959.05	827.56 1,551.67 827.56 1,551.67	0.00 0.00 0.00 1,551.67	1,551.67
58989V2F0	MET TOWER GLOBAL FUNDING 5.4 06/20/2026	06/12/2023 06/20/2023 1,000,000.00	1,000,440.00 0.00 0.00 1,000,440.00	1,650.00 0.00 6,150.00 4,500.00	0.00 0.00 0.00 4,500.00	4,500.00
61747YET8	MORGAN STANLEY 4.679 07/17/2026	09/14/2022 09/16/2022 1,000,000.00	994,030.00 0.00 0.00 994,030.00	21,315.44 23,395.00 1,819.61 3,899.17	0.00 0.00 0.00 3,899.17	3,899.17
62479LQ40	MUFG Bank, Ltd. - New York Branch 03/04/2025	06/07/2024 06/07/2024 2,700,000.00	2,594,902.50 0.00 0.00 2,594,902.50	0.00 0.00 0.00 0.00	0.00 0.00 0.00 0.00	0.00
63743HFE7	NATIONAL RURAL UTILITIES COOPERATIVE FINANCE CORP 3.45 06/15/2025	1,105,000.00	1,099,973.65 0.00 0.00 1,099,973.65	1,694.33 0.00 4,871.21 3,176.88	0.00 0.00 0.00 3,176.88	3,176.88
64952WFJ7	NEW YORK LIFE GLOBAL FUNDING 3.9 10/01/2027	09/25/2024 10/01/2024 1,000,000.00	999,820.00 0.00 0.00 999,820.00	9,750.00 0.00 13,000.00 3,250.00	0.00 0.00 0.00 3,250.00	3,250.00
665859AW4	NORTHERN TRUST CORP 4.0 05/10/2027	09/14/2022 09/16/2022 1,000,000.00	990,460.00 0.00 0.00 990,460.00	5,666.67 0.00 9,000.00 3,333.33	0.00 0.00 0.00 3,333.33	3,333.33
69371RS56	PACCAR FINANCIAL CORP 5.05 08/10/2026	1,450,000.00	1,451,925.00 0.00 0.00 1,451,925.00	28,679.79 0.00 34,781.88 6,102.08	0.00 0.00 0.00 6,102.08	6,102.08
713448FW3	PEPSICO INC 5.125 11/10/2026	11/08/2023 11/10/2023 510,000.00	509,862.30 0.00 0.00 509,862.30	3,702.81 0.00 5,880.94 2,178.13	0.00 0.00 0.00 2,178.13	2,178.13

INCOME EARNED



Murrieta Consolidated | Account | As of January 31, 2025

Cusip	Security Description	Trade Date Settle Date Units	Book Value: Begin Book Value: Acq Book Value: Disp Book Value: End	Prior Accrued Inc. Received Ending Accrued Total Interest	Accr. Of Discount Amort. Of Premium Net Accret/Amort Income Earned	Total Income
74456QBU9	PUBLIC SERVICE ELECTRIC AND GAS CO 3.7 05/01/2028	06/22/2023 06/26/2023 750,000.00	715,005.00 0.00 0.00 715,005.00	4,625.00 0.00 6,937.50 2,312.50	0.00 0.00 0.00 2,312.50	2,312.50
78016EYM3	ROYAL BANK OF CANADA 1.6 01/21/2025	01/12/2022 01/21/2022 0.00	1,000,000.00 0.00 (1,000,000.00) 0.00	7,111.11 8,000.00 0.00 888.89	0.00 0.00 0.00 888.89	888.89
78016HZT0	ROYAL BANK OF CANADA 4.875 01/19/2027	01/10/2024 01/19/2024 1,245,000.00	1,244,688.75 0.00 0.00 1,244,688.75	27,312.19 30,346.88 2,023.13 5,057.82	0.00 0.00 0.00 5,057.82	5,057.82
857477BR3	STATE STREET CORP 1.746 02/06/2026	02/02/2022 02/07/2022 335,000.00	335,000.00 0.00 0.00 335,000.00	2,355.89 0.00 2,843.31 487.43	0.00 0.00 0.00 487.43	487.43
857477CL5	STATE STREET CORP 4.993 03/18/2027	03/13/2024 03/18/2024 1,210,000.00	1,210,000.00 0.00 0.00 1,210,000.00	17,285.49 0.00 22,320.10 5,034.61	0.00 0.00 0.00 5,034.61	5,034.61
89115A2A9	TORONTO-DOMINION BANK 3.766 06/06/2025	06/02/2022 06/08/2022 1,000,000.00	1,001,830.00 0.00 0.00 1,001,830.00	2,615.28 0.00 5,753.61 3,138.33	0.00 0.00 0.00 3,138.33	3,138.33
89233GNX0	Toyota Motor Credit Corporation 01/31/2025	05/21/2024 05/21/2024 0.00	1,925,625.00 0.00 (1,925,625.00) 0.00	0.00 0.00 0.00 0.00	0.00 0.00 0.00 0.00	0.00
89236TKJ3	TOYOTA MOTOR CREDIT CORP 4.55 09/20/2027	06/20/2024 06/21/2024 1,000,000.00	989,900.00 0.00 0.00 989,900.00	12,765.28 0.00 16,556.94 3,791.67	0.00 0.00 0.00 3,791.67	3,791.67
9128283F5	UNITED STATES TREASURY 2.25 11/15/2027	06/07/2023 06/09/2023 1,400,000.00	1,298,937.50 0.00 0.00 1,298,937.50	4,089.78 0.00 6,787.29 2,697.51	0.00 0.00 0.00 2,697.51	2,697.51

INCOME EARNED



Murrieta Consolidated | Account | As of January 31, 2025

Cusip	Security Description	Trade Date Settle Date Units	Book Value: Begin Book Value: Acq Book Value: Disp Book Value: End	Prior Accrued Inc. Received Ending Accrued Total Interest	Accr. Of Discount Amort. Of Premium Net Accret/Amort Income Earned	Total Income
9128283W8	UNITED STATES TREASURY 2.75 02/15/2028	09/27/2024 09/30/2024 2,750,000.00	2,684,257.81 0.00 0.00 2,684,257.81	28,564.88 0.00 34,935.46 6,370.58	0.00 0.00 0.00 6,370.58	6,370.58
9128284V9	UNITED STATES TREASURY 2.875 08/15/2028	11/12/2024 11/15/2024 2,500,000.00	2,374,804.69 0.00 0.00 2,374,804.69	27,148.44 0.00 33,203.13 6,054.69	0.00 0.00 0.00 6,054.69	6,054.69
9128285C0	UNITED STATES TREASURY 3.0 09/30/2025	3,250,000.00	3,259,882.81 0.00 0.00 3,259,882.81	24,910.71 0.00 33,214.29 8,303.57	0.00 0.00 0.00 8,303.57	8,303.57
9128285J5	UNITED STATES TREASURY 3.0 10/31/2025	06/23/2022 06/24/2022 2,500,000.00	2,498,632.81 0.00 0.00 2,498,632.81	12,845.30 0.00 19,267.96 6,422.65	0.00 0.00 0.00 6,422.65	6,422.65
9128285M8	UNITED STATES TREASURY 3.125 11/15/2028	04/22/2024 04/23/2024 2,000,000.00	1,870,625.00 0.00 0.00 1,870,625.00	8,114.64 0.00 13,466.85 5,352.21	0.00 0.00 0.00 5,352.21	5,352.21
9128285T3	UNITED STATES TREASURY 2.625 12/31/2025	09/14/2022 09/15/2022 2,500,000.00	2,412,792.97 0.00 0.00 2,412,792.97	181.28 0.00 5,801.11 5,619.82	0.00 0.00 0.00 5,619.82	5,619.82
9128286L9	UNITED STATES TREASURY 2.25 03/31/2026	09/14/2022 09/15/2022 2,500,000.00	2,377,832.03 0.00 0.00 2,377,832.03	14,371.57 0.00 19,162.09 4,790.52	0.00 0.00 0.00 4,790.52	4,790.52
912828M56	UNITED STATES TREASURY 2.25 11/15/2025	06/23/2022 06/24/2022 2,500,000.00	2,431,152.34 0.00 0.00 2,431,152.34	7,303.18 0.00 12,120.17 4,816.99	0.00 0.00 0.00 4,816.99	4,816.99
912828U24	UNITED STATES TREASURY 2.0 11/15/2026	09/13/2023 09/14/2023 3,000,000.00	2,767,031.25 0.00 0.00 2,767,031.25	7,790.06 0.00 12,928.18 5,138.12	0.00 0.00 0.00 5,138.12	5,138.12

INCOME EARNED



Murrieta Consolidated | Account | As of January 31, 2025

Cusip	Security Description	Trade Date Settle Date Units	Book Value: Begin Book Value: Acq Book Value: Disp Book Value: End	Prior Accrued Inc. Received Ending Accrued Total Interest	Accr. Of Discount Amort. Of Premium Net Accret/Amort Income Earned	Total Income
912828YX2	UNITED STATES TREASURY 1.75 12/31/2026	12/27/2023 12/28/2023 1,750,000.00	1,641,240.23 0.00 0.00 1,641,240.23	84.60 0.00 2,707.18 2,622.58	0.00 0.00 0.00 2,622.58	2,622.58
912828Z52	UNITED STATES TREASURY 1.375 01/31/2025	06/04/2021 06/07/2021 0.00	2,062,500.00 0.00 (2,062,500.00) 0.00	11,508.15 13,750.00 0.00 2,241.85	0.00 0.00 0.00 2,241.85	2,241.85
912828ZF0	UNITED STATES TREASURY 0.5 03/31/2025	03/03/2021 03/04/2021 2,000,000.00	1,997,031.25 0.00 0.00 1,997,031.25	2,554.95 0.00 3,406.59 851.65	0.00 0.00 0.00 851.65	851.65
912828ZL7	UNITED STATES TREASURY 0.375 04/30/2025	04/12/2021 04/13/2021 2,000,000.00	1,977,343.75 0.00 0.00 1,977,343.75	1,284.53 0.00 1,926.80 642.27	0.00 0.00 0.00 642.27	642.27
912828ZT0	UNITED STATES TREASURY 0.25 05/31/2025	10/14/2021 10/15/2021 1,800,000.00	1,765,757.81 0.00 0.00 1,765,757.81	395.60 0.00 778.85 383.24	0.00 0.00 0.00 383.24	383.24
91282CAB7	UNITED STATES TREASURY 0.25 07/31/2025	12/02/2021 12/03/2021 2,000,000.00	1,942,031.25 0.00 0.00 1,942,031.25	2,092.39 2,500.00 13.81 421.42	0.00 0.00 0.00 421.42	421.42
91282CAJ0	UNITED STATES TREASURY 0.25 08/31/2025	03/22/2022 03/23/2022 1,000,000.00	928,828.13 0.00 0.00 928,828.13	849.45 0.00 1,063.54 214.09	0.00 0.00 0.00 214.09	214.09
91282CEF4	UNITED STATES TREASURY 2.5 03/31/2027	11/17/2022 11/18/2022 2,500,000.00	2,349,414.06 0.00 0.00 2,349,414.06	15,968.41 0.00 21,291.21 5,322.80	0.00 0.00 0.00 5,322.80	5,322.80
91282CEW7	UNITED STATES TREASURY 3.25 06/30/2027	12/12/2022 12/13/2022 1,300,000.00	1,266,687.50 0.00 0.00 1,266,687.50	116.71 0.00 3,734.81 3,618.09	0.00 0.00 0.00 3,618.09	3,618.09

INCOME EARNED



Murrieta Consolidated | Account | As of January 31, 2025

Cusip	Security Description	Trade Date Settle Date Units	Book Value: Begin Book Value: Acq Book Value: Disp Book Value: End	Prior Accrued Inc. Received Ending Accrued Total Interest	Accr. Of Discount Amort. Of Premium Net Accret/Amort Income Earned	Total Income
91282CFB2	UNITED STATES TREASURY 2.75 07/31/2027	07/26/2023 07/27/2023 2,000,000.00	1,887,109.38 0.00 0.00 1,887,109.38	23,016.30 27,500.00 151.93 4,635.63	0.00 0.00 0.00 4,635.63	4,635.63
91282CFH9	UNITED STATES TREASURY 3.125 08/31/2027	01/24/2023 01/25/2023 2,500,000.00	2,445,117.19 0.00 0.00 2,445,117.19	26,545.23 0.00 33,235.50 6,690.26	0.00 0.00 0.00 6,690.26	6,690.26
91282CFJ5	UNITED STATES TREASURY 3.125 08/31/2029	12/17/2024 12/20/2024 2,750,000.00	2,618,730.47 0.00 0.00 2,618,730.47	29,199.76 0.00 36,559.05 7,359.29	0.00 0.00 0.00 7,359.29	7,359.29
91282CFM8	UNITED STATES TREASURY 4.125 09/30/2027	02/22/2023 02/28/2023 1,600,000.00	1,595,500.00 0.00 0.00 1,595,500.00	16,862.64 0.00 22,483.52 5,620.88	0.00 0.00 0.00 5,620.88	5,620.88
91282CGH8	UNITED STATES TREASURY 3.5 01/31/2028	11/26/2024 11/27/2024 1,500,000.00	1,467,070.31 0.00 0.00 1,467,070.31	21,970.11 26,250.00 145.03 4,424.92	0.00 0.00 0.00 4,424.92	4,424.92
91282CGV7	UNITED STATES TREASURY 3.75 04/15/2026	03/20/2024 03/21/2024 2,000,000.00	1,965,703.13 0.00 0.00 1,965,703.13	16,071.43 0.00 22,458.79 6,387.36	0.00 0.00 0.00 6,387.36	6,387.36
91282CKD2	UNITED STATES TREASURY 4.25 02/28/2029	01/30/2025 01/31/2025 2,250,000.00	2,244,726.56 0.00 0.00 2,244,726.56	0.00 (40,416.09) 40,680.25 264.16	0.00 0.00 0.00 264.16	264.16
91282CLC3	UNITED STATES TREASURY 4.0 07/31/2029	10/29/2024 10/31/2024 2,000,000.00	1,991,093.75 0.00 0.00 1,991,093.75	33,478.26 40,000.00 220.99 6,742.73	0.00 0.00 0.00 6,742.73	6,742.73
91324PDE9	UNITEDHEALTH GROUP INC 2.95 10/15/2027	07/30/2024 07/31/2024 1,250,000.00	1,189,300.00 0.00 0.00 1,189,300.00	7,784.72 0.00 10,857.64 3,072.92	0.00 0.00 0.00 3,072.92	3,072.92

INCOME EARNED



Murrieta Consolidated | Account | As of January 31, 2025

Cusip	Security Description	Trade Date Settle Date Units	Book Value: Begin Book Value: Acq Book Value: Disp Book Value: End	Prior Accrued Inc. Received Ending Accrued Total Interest	Accr. Of Discount Amort. Of Premium Net Accret/Amort Income Earned	Total Income
			140,694,064.05	1,062,389.06	0.00	
			4,446,376.56	366,476.32	0.00	
			(5,880,291.68)	1,091,421.29	0.00	
Total Fixed Income		142,211,848.00	139,260,148.93	395,508.55	395,508.55	395,508.55
			148,126,527.34	1,062,389.06	0.00	
			8,606,418.67	394,559.37	0.00	
			(8,199,128.28)	1,091,421.29	0.00	
TOTAL PORTFOLIO		151,486,046.85	148,534,347.78	423,591.60	423,591.60	423,591.60

CASH FLOW REPORT



Murrieta Consolidated | Account | As of January 31, 2025

Payment Date	Transaction Type	CUSIP	Quantity	Security Description	Principal Amount	Income	Total Amount
FEBRUARY 2025							
02/06/2025	Coupon	857477BR3	335,000.00	STATE STREET CORP 1.746 02/06/2026		2,924.55	2,924.55
02/06/2025	Effective Maturity	857477BR3	335,000.00	STATE STREET CORP 1.746 02/06/2026	335,000.00		335,000.00
02/10/2025	Coupon	69371RS56	1,450,000.00	PACCAR FINANCIAL CORP 5.05 08/10/2026		36,612.50	36,612.50
02/12/2025	Coupon	14913R2Z9	1,375,000.00	CATERPILLAR FINANCIAL SERVICES CORP 3.65 08/12/2025		25,093.75	25,093.75
02/14/2025	Coupon	3133ENPG9	1,200,000.00	FEDERAL FARM CREDIT BANKS FUNDING CORP 1.75 02/14/2025		10,500.00	10,500.00
02/14/2025	Final Maturity	3133ENPG9	1,200,000.00	FEDERAL FARM CREDIT BANKS FUNDING CORP 1.75 02/14/2025	1,200,000.00		1,200,000.00
02/14/2025	Coupon	3133EPSW6	2,405,000.00	FEDERAL FARM CREDIT BANKS FUNDING CORP 4.5 08/14/2026		54,112.50	54,112.50
02/14/2025	Coupon	532457CP1	1,250,000.00	ELI LILLY AND CO 4.15 08/14/2027		25,937.50	25,937.50
02/17/2025	Coupon	161571HT4	1,320,000.00	CHAIT 2023-1 A 5.16 09/15/2028		5,676.00	5,676.00
02/17/2025	Coupon	362554AC1	43,555.53	GMCAR 2021-4 A3 0.68 09/16/2026		28.12	28.12
02/17/2025	Principal Paydown	362554AC1	43,555.53	GMCAR 2021-4 A3 0.68 09/16/2026	8,116.23		8,116.23
02/17/2025	Coupon	36265WAD5	171,908.08	GMCAR 2022-3 A3 3.64 04/16/2027		526.19	526.19
02/17/2025	Principal Paydown	36265WAD5	171,908.08	GMCAR 2022-3 A3 3.64 04/16/2027	16,865.18		16,865.18
02/17/2025	Coupon	380146AC4	48,717.94	GMCAR 2022-1 A3 1.26 11/16/2026		52.10	52.10
02/17/2025	Principal Paydown	380146AC4	48,717.94	GMCAR 2022-1 A3 1.26 11/16/2026	8,105.22		8,105.22
02/17/2025	Coupon	437918AC9	1,250,000.00	HAROT 2024-1 A3 5.21 08/15/2028		5,427.08	5,427.08
02/17/2025	Coupon	47787JAC2	104,720.59	JDOT 2022 A3 0.36 09/15/2026		202.46	202.46
02/17/2025	Principal Paydown	47787JAC2	104,720.59	JDOT 2022 A3 0.36 09/15/2026	13,309.81		13,309.81
02/17/2025	Coupon	47789QAC4	39,173.37	JDOT 2021-B A3 0.52 03/16/2026		16.98	16.98
02/17/2025	Principal Paydown	47789QAC4	39,173.37	JDOT 2021-B A3 0.52 03/16/2026	15,333.06		15,333.06
02/17/2025	Coupon	47800RAD5	335,000.00	JDOT 2024 A3 4.96 11/15/2028		1,384.67	1,384.67
02/17/2025	Coupon	58769GAD5	545,000.00	MBALT 2024-B A3 4.23 02/15/2028		1,921.13	1,921.13
02/17/2025	Coupon	58770JAD6	350,000.00	MBALT 2024-A A3 5.32 01/18/2028		1,551.85	1,551.85
02/18/2025	Coupon	02582JIT8	905,000.00	AMXCA 2022-2 A 3.39 05/17/2027		2,556.63	2,556.63
02/18/2025	Coupon	02582JKH2	640,000.00	AMXCA 2024-1 A 5.23 04/16/2029		2,789.33	2,789.33
02/18/2025	Coupon	06428CAA2	1,000,000.00	BANK OF AMERICA NA 5.526 08/18/2026		27,630.00	27,630.00
02/18/2025	Coupon	26442UAA2	1,000,000.00	DUKE ENERGY PROGRESS LLC 3.25 08/15/2025		16,250.00	16,250.00

CASH FLOW REPORT



Murrieta Consolidated | Account | As of January 31, 2025

Payment Date	Transaction Type	CUSIP	Quantity	Security Description	Principal Amount	Income	Total Amount
02/18/2025	Coupon	43815PAC3	168,521.58	HAROT 2022-2 A3 3.73 07/20/2026		528.90	528.90
02/18/2025	Principal Paydown	43815PAC3	168,521.58	HAROT 2022-2 A3 3.73 07/20/2026	19,472.15		19,472.15
02/18/2025	Coupon	9128283W8	2,750,000.00	UNITED STATES TREASURY 2.75 02/15/2028		37,812.50	37,812.50
02/18/2025	Coupon	9128284V9	2,500,000.00	UNITED STATES TREASURY 2.875 08/15/2028		35,937.50	35,937.50
02/20/2025	Coupon	36269FAD8	455,000.00	GMALT 2024-1 A3 5.09 03/22/2027		1,929.96	1,929.96
02/20/2025	Coupon	379929AD4	280,000.00	GMALT 2023-3 A3 5.38 11/20/2026		1,255.33	1,255.33
02/21/2025	Coupon	43815GAC3	39,842.96	HAROT 2021-4 A3 0.88 01/21/2026		29.22	29.22
02/21/2025	Principal Paydown	43815GAC3	39,842.96	HAROT 2021-4 A3 0.88 01/21/2026	10,620.02		10,620.02
02/24/2025	Coupon	023135BC9	1,000,000.00	AMAZON.COM INC 3.15 08/22/2027		15,750.00	15,750.00
02/24/2025	Coupon	037833BY5	1,000,000.00	APPLE INC 3.25 02/23/2026		16,250.00	16,250.00
02/25/2025	Coupon	05593AAC3	21,035.52	BMWLT 2023-1 A3 5.16 11/25/2025		59.63	59.63
02/25/2025	Effective Maturity	05593AAC3	21,035.52	BMWLT 2023-1 A3 5.16 11/25/2025	13,867.53		13,867.53
02/25/2025	Coupon	05602RAD3	99,006.01	BMWOT 2022-A A3 3.21 08/25/2026		270.92	270.92
02/25/2025	Principal Paydown	05602RAD3	99,006.01	BMWOT 2022-A A3 3.21 08/25/2026	13,530.36		13,530.36
02/25/2025	Coupon	05611UAD5	1,000,000.00	BMWLT 2024-1 A3 4.98 03/25/2027		4,150.00	4,150.00
02/25/2025	Coupon	096919AD7	600,000.00	BMWOT 2024-A A3 5.18 02/26/2029		2,590.00	2,590.00
02/25/2025	Coupon	3137BM7C4	1,180,208.76	FHMS K-051 A2 3.308 09/25/2025		3,253.44	3,253.44
02/25/2025	Principal Paydown	3137BM7C4	1,180,208.76	FHMS K-051 A2 3.308 09/25/2025	2,465.71		2,465.71
02/25/2025	Coupon	3137BSP72	2,000,000.00	FHMS K-058 A2 2.653 08/25/2026		4,421.67	4,421.67
02/25/2025	Coupon	3137BTUM1	875,787.14	FHMS K-061 A2 3.347 11/25/2026		2,442.72	2,442.72
02/25/2025	Principal Paydown	3137BTUM1	875,787.14	FHMS K-061 A2 3.347 11/25/2026	1,744.04		1,744.04
02/25/2025	Coupon	3137BVZ82	862,000.00	FHMS K-063 A2 3.43 01/25/2027		2,463.89	2,463.89
02/25/2025	Coupon	3137F1G44	1,000,000.00	FHMS K-065 A2 3.243 04/25/2027		2,702.50	2,702.50
02/25/2025	Coupon	3137F4X72	1,165,000.00	FHMS K-075 A2 3.65 02/25/2028		3,543.54	3,543.54
02/25/2025	Coupon	3137FBU79	1,237,370.53	FHMS K-069 A2 3.187 09/25/2027		3,286.25	3,286.25
02/25/2025	Principal Paydown	3137FBU79	1,237,370.53	FHMS K-069 A2 3.187 09/25/2027	2,009.22		2,009.22
02/25/2025	Coupon	3137FJEH8	1,250,000.00	FHMS K-081 A2 3.9 08/25/2028		4,062.50	4,062.50
02/25/2025	Coupon	3137H5YC5	1,500,000.00	FHMS K-748 A2 2.26 01/25/2029		2,825.00	2,825.00
02/26/2025	Coupon	17275RBQ4	1,500,000.00	CISCO SYSTEMS INC 4.8 02/26/2027		36,000.00	36,000.00
02/28/2025	Coupon	91282CAJ0	1,000,000.00	UNITED STATES TREASURY 0.25 08/31/2025		1,250.00	1,250.00
02/28/2025	Coupon	91282CFH9	2,500,000.00	UNITED STATES TREASURY 3.125 08/31/2027		39,062.50	39,062.50
02/28/2025	Coupon	91282CFJ5	2,750,000.00	UNITED STATES TREASURY 3.125 08/31/2029		42,968.75	42,968.75

CASH FLOW REPORT



Murrieta Consolidated | Account | As of January 31, 2025

Payment Date	Transaction Type	CUSIP	Quantity	Security Description	Principal Amount	Income	Total Amount
02/28/2025	Coupon	91282CKD2	2,250,000.00	UNITED STATES TREASURY 4.25 02/28/2029		47,812.50	47,812.50
February 2025 Total					1,660,438.54	533,852.54	2,194,291.08
MARCH 2025							
03/04/2025	Final Maturity	62479LQ40	2,700,000.00	MUFG Bank, Ltd. - New York Branch 03/04/2025	2,700,000.00		2,700,000.00
03/11/2025	Coupon	3130AWTQ3	4,500,000.00	FEDERAL HOME LOAN BANKS 4.625 09/11/2026		104,062.50	104,062.50
03/17/2025	Coupon	02582JIT8	905,000.00	AMXCA 2022-2 A 3.39 05/17/2027		2,556.63	2,556.63
03/17/2025	Coupon	02582JKH2	640,000.00	AMXCA 2024-1 A 5.23 04/16/2029		2,789.33	2,789.33
03/17/2025	Coupon	161571HT4	1,320,000.00	CHAIT 2023-1 A 5.16 09/15/2028		5,676.00	5,676.00
03/17/2025	Coupon	362554AC1	43,555.53	GMCAR 2021-4 A3 0.68 09/16/2026		23.52	23.52
03/17/2025	Principal Paydown	362554AC1	43,555.53	GMCAR 2021-4 A3 0.68 09/16/2026	7,903.54		7,903.54
03/17/2025	Coupon	36265WAD5	171,908.08	GMCAR 2022-3 A3 3.64 04/16/2027		475.03	475.03
03/17/2025	Principal Paydown	36265WAD5	171,908.08	GMCAR 2022-3 A3 3.64 04/16/2027	15,675.60		15,675.60
03/17/2025	Coupon	380146AC4	48,717.94	GMCAR 2022-1 A3 1.26 11/16/2026		43.59	43.59
03/17/2025	Principal Paydown	380146AC4	48,717.94	GMCAR 2022-1 A3 1.26 11/16/2026	7,856.09		7,856.09
03/17/2025	Coupon	437076CR1	1,000,000.00	HOME DEPOT INC 4.0 09/15/2025		20,000.00	20,000.00
03/17/2025	Coupon	437918AC9	1,250,000.00	HAROT 2024-1 A3 5.21 08/15/2028		5,427.08	5,427.08
03/17/2025	Coupon	47787JAC2	104,720.59	JDOT 2022 A3 0.36 09/15/2026		176.73	176.73
03/17/2025	Principal Paydown	47787JAC2	104,720.59	JDOT 2022 A3 0.36 09/15/2026	10,997.25		10,997.25
03/17/2025	Coupon	47789QAC4	39,173.37	JDOT 2021-B A3 0.52 03/16/2026		10.33	10.33
03/17/2025	Principal Paydown	47789QAC4	39,173.37	JDOT 2021-B A3 0.52 03/16/2026	13,199.60		13,199.60
03/17/2025	Coupon	47800RAD5	335,000.00	JDOT 2024 A3 4.96 11/15/2028		1,384.67	1,384.67
03/17/2025	Coupon	58769GAD5	545,000.00	MBALT 2024-B A3 4.23 02/15/2028		1,921.13	1,921.13
03/17/2025	Coupon	58770JAD6	350,000.00	MBALT 2024-A A3 5.32 01/18/2028		1,551.85	1,551.85
03/18/2025	Coupon	43815PAC3	168,521.58	HAROT 2022-2 A3 3.73 07/20/2026		468.37	468.37
03/18/2025	Principal Paydown	43815PAC3	168,521.58	HAROT 2022-2 A3 3.73 07/20/2026	18,880.83		18,880.83
03/18/2025	Coupon	857477CL5	1,210,000.00	STATE STREET CORP 4.993 03/18/2027		30,207.65	30,207.65
03/20/2025	Coupon	36269FAD8	455,000.00	GMALT 2024-1 A3 5.09 03/22/2027		1,929.96	1,929.96
03/20/2025	Coupon	379929AD4	280,000.00	GMALT 2023-3 A3 5.38 11/20/2026		1,255.33	1,255.33
03/20/2025	Principal Paydown	379929AD4	280,000.00	GMALT 2023-3 A3 5.38 11/20/2026	24,400.84		24,400.84

CASH FLOW REPORT



Murrieta Consolidated | Account | As of January 31, 2025

Payment Date	Transaction Type	CUSIP	Quantity	Security Description	Principal Amount	Income	Total Amount
03/20/2025	Coupon	89236TKJ3	1,000,000.00	TOYOTA MOTOR CREDIT CORP 4.55 09/20/2027		22,750.00	22,750.00
03/21/2025	Coupon	43815GAC3	39,842.96	HAROT 2021-4 A3 0.88 01/21/2026		21.43	21.43
03/21/2025	Principal Paydown	43815GAC3	39,842.96	HAROT 2021-4 A3 0.88 01/21/2026	10,325.22		10,325.22
03/24/2025	Coupon	3133EPWK7	2,000,000.00	FEDERAL FARM CREDIT BANKS FUNDING CORP 4.5 09/22/2028		45,000.00	45,000.00
03/25/2025	Coupon	05602RAD3	99,006.01	BMWOT 2022-A A3 3.21 08/25/2026		234.73	234.73
03/25/2025	Principal Paydown	05602RAD3	99,006.01	BMWOT 2022-A A3 3.21 08/25/2026	13,099.21		13,099.21
03/25/2025	Coupon	05611UAD5	1,000,000.00	BMWLT 2024-1 A3 4.98 03/25/2027		4,150.00	4,150.00
03/25/2025	Coupon	096919AD7	600,000.00	BMWOT 2024-A A3 5.18 02/26/2029		2,590.00	2,590.00
03/25/2025	Coupon	3137BM7C4	1,180,208.76	FHMS K-051 A2 3.308 09/25/2025		3,246.65	3,246.65
03/25/2025	Principal Paydown	3137BM7C4	1,180,208.76	FHMS K-051 A2 3.308 09/25/2025	2,926.34		2,926.34
03/25/2025	Coupon	3137BSP72	2,000,000.00	FHMS K-058 A2 2.653 08/25/2026		4,421.67	4,421.67
03/25/2025	Coupon	3137BTUM1	875,787.14	FHMS K-061 A2 3.347 11/25/2026		2,437.85	2,437.85
03/25/2025	Principal Paydown	3137BTUM1	875,787.14	FHMS K-061 A2 3.347 11/25/2026	2,063.63		2,063.63
03/25/2025	Coupon	3137BVZ82	862,000.00	FHMS K-063 A2 3.43 01/25/2027		2,463.88	2,463.88
03/25/2025	Coupon	3137F1G44	1,000,000.00	FHMS K-065 A2 3.243 04/25/2027		2,702.50	2,702.50
03/25/2025	Coupon	3137F4X72	1,165,000.00	FHMS K-075 A2 3.65 02/25/2028		3,543.54	3,543.54
03/25/2025	Coupon	3137FBU79	1,237,370.53	FHMS K-069 A2 3.187 09/25/2027		3,280.91	3,280.91
03/25/2025	Principal Paydown	3137FBU79	1,237,370.53	FHMS K-069 A2 3.187 09/25/2027	2,422.20		2,422.20
03/25/2025	Coupon	3137FJEH8	1,250,000.00	FHMS K-081 A2 3.9 08/25/2028		4,062.50	4,062.50
03/25/2025	Coupon	3137H5YC5	1,500,000.00	FHMS K-748 A2 2.26 01/25/2029		2,825.00	2,825.00
03/26/2025	Coupon	3133EP6K6	1,000,000.00	FEDERAL FARM CREDIT BANKS FUNDING CORP 4.5 03/26/2027		22,500.00	22,500.00
03/31/2025	Coupon	9128285C0	3,250,000.00	UNITED STATES TREASURY 3.0 09/30/2025		48,750.00	48,750.00
03/31/2025	Coupon	9128286L9	2,500,000.00	UNITED STATES TREASURY 2.25 03/31/2026		28,125.00	28,125.00
03/31/2025	Coupon	912828ZF0	2,000,000.00	UNITED STATES TREASURY 0.5 03/31/2025		5,000.00	5,000.00
03/31/2025	Final Maturity	912828ZF0	2,000,000.00	UNITED STATES TREASURY 0.5 03/31/2025	2,000,000.00		2,000,000.00
03/31/2025	Coupon	91282CEF4	2,500,000.00	UNITED STATES TREASURY 2.5 03/31/2027		31,250.00	31,250.00
03/31/2025	Coupon	91282CFM8	1,600,000.00	UNITED STATES TREASURY 4.125 09/30/2027		33,000.00	33,000.00
March 2025 Total					4,829,750.33	452,315.36	5,282,065.69
APRIL 2025							

CASH FLOW REPORT



Murrieta Consolidated | Account | As of January 31, 2025

Payment Date	Transaction Type	CUSIP	Quantity	Security Description	Principal Amount	Income	Total Amount
04/01/2025	Coupon	64952WFJ7	1,000,000.00	NEW YORK LIFE GLOBAL FUNDING 3.9 10/01/2027		19,500.00	19,500.00
04/09/2025	Coupon	3130B0TY5	1,500,000.00	FEDERAL HOME LOAN BANKS 4.75 04/09/2027		35,625.00	35,625.00
04/10/2025	Coupon	57629W6F2	750,000.00	MASSMUTUAL GLOBAL FUNDING II 4.5 04/10/2026		16,875.00	16,875.00
04/15/2025	Coupon	02582JIT8	905,000.00	AMXCA 2022-2 A 3.39 05/17/2027		2,556.63	2,556.63
04/15/2025	Coupon	02582JKH2	640,000.00	AMXCA 2024-1 A 5.23 04/16/2029		2,789.33	2,789.33
04/15/2025	Coupon	161571HT4	1,320,000.00	CHAIT 2023-1 A 5.16 09/15/2028		5,676.00	5,676.00
04/15/2025	Coupon	437918AC9	1,250,000.00	HAROT 2024-1 A3 5.21 08/15/2028		5,427.08	5,427.08
04/15/2025	Coupon	47787JAC2	104,720.59	JDOT 2022 A3 0.36 09/15/2026		155.47	155.47
04/15/2025	Principal Paydown	47787JAC2	104,720.59	JDOT 2022 A3 0.36 09/15/2026	14,072.78		14,072.78
04/15/2025	Coupon	47789QAC4	39,173.37	JDOT 2021-B A3 0.52 03/16/2026		4.61	4.61
04/15/2025	Effective Maturity	47789QAC4	39,173.37	JDOT 2021-B A3 0.52 03/16/2026	10,640.71		10,640.71
04/15/2025	Coupon	47800RAD5	335,000.00	JDOT 2024 A3 4.96 11/15/2028		1,384.67	1,384.67
04/15/2025	Coupon	58769GAD5	545,000.00	MBALT 2024-B A3 4.23 02/15/2028		1,921.13	1,921.13
04/15/2025	Coupon	58770JAD6	350,000.00	MBALT 2024-A A3 5.32 01/18/2028		1,551.85	1,551.85
04/15/2025	Coupon	91282CGV7	2,000,000.00	UNITED STATES TREASURY 3.75 04/15/2026		37,500.00	37,500.00
04/15/2025	Coupon	91324PDE9	1,250,000.00	UNITEDHEALTH GROUP INC 2.95 10/15/2027		18,437.50	18,437.50
04/16/2025	Coupon	362554AC1	43,555.53	GMCAR 2021-4 A3 0.68 09/16/2026		19.04	19.04
04/16/2025	Principal Paydown	362554AC1	43,555.53	GMCAR 2021-4 A3 0.68 09/16/2026	8,127.29		8,127.29
04/16/2025	Coupon	36265WAD5	171,908.08	GMCAR 2022-3 A3 3.64 04/16/2027		427.48	427.48
04/16/2025	Principal Paydown	36265WAD5	171,908.08	GMCAR 2022-3 A3 3.64 04/16/2027	16,251.79		16,251.79
04/16/2025	Coupon	380146AC4	48,717.94	GMCAR 2022-1 A3 1.26 11/16/2026		35.34	35.34
04/16/2025	Principal Paydown	380146AC4	48,717.94	GMCAR 2022-1 A3 1.26 11/16/2026	7,841.95		7,841.95
04/18/2025	Coupon	43815PAC3	168,521.58	HAROT 2022-2 A3 3.73 07/20/2026		409.68	409.68
04/18/2025	Principal Paydown	43815PAC3	168,521.58	HAROT 2022-2 A3 3.73 07/20/2026	19,203.91		19,203.91
04/21/2025	Coupon	36269FAD8	455,000.00	GMALT 2024-1 A3 5.09 03/22/2027		1,929.96	1,929.96
04/21/2025	Coupon	379929AD4	280,000.00	GMALT 2023-3 A3 5.38 11/20/2026		1,145.94	1,145.94
04/21/2025	Principal Paydown	379929AD4	280,000.00	GMALT 2023-3 A3 5.38 11/20/2026	29,451.33		29,451.33
04/21/2025	Coupon	43815GAC3	39,842.96	HAROT 2021-4 A3 0.88 01/21/2026		13.86	13.86
04/21/2025	Principal Paydown	43815GAC3	39,842.96	HAROT 2021-4 A3 0.88 01/21/2026	10,380.95		10,380.95
04/25/2025	Coupon	05602RAD3	99,006.01	BMWOT 2022-A A3 3.21 08/25/2026		199.69	199.69

CASH FLOW REPORT



Murrieta Consolidated | Account | As of January 31, 2025

Payment Date	Transaction Type	CUSIP	Quantity	Security Description	Principal Amount	Income	Total Amount
04/25/2025	Principal Paydown	05602RAD3	99,006.01	BMWOT 2022-A A3 3.21 08/25/2026	13,382.78		13,382.78
04/25/2025	Coupon	05611UAD5	1,000,000.00	BMWLT 2024-1 A3 4.98 03/25/2027		4,150.00	4,150.00
04/25/2025	Coupon	06406RBC0	900,000.00	BANK OF NEW YORK MELLON CORP 3.35 04/25/2025		15,075.00	15,075.00
04/25/2025	Final Maturity	06406RBC0	900,000.00	BANK OF NEW YORK MELLON CORP 3.35 04/25/2025	900,000.00		900,000.00
04/25/2025	Coupon	096919AD7	600,000.00	BMWOT 2024-A A3 5.18 02/26/2029		2,590.00	2,590.00
04/25/2025	Coupon	3137BM7C4	1,180,208.76	FHMS K-051 A2 3.308 09/25/2025		3,238.58	3,238.58
04/25/2025	Principal Paydown	3137BM7C4	1,180,208.76	FHMS K-051 A2 3.308 09/25/2025	2,481.12		2,481.12
04/25/2025	Coupon	3137BSP72	2,000,000.00	FHMS K-058 A2 2.653 08/25/2026		4,421.67	4,421.67
04/25/2025	Coupon	3137BTUM1	875,787.14	FHMS K-061 A2 3.347 11/25/2026		2,432.10	2,432.10
04/25/2025	Principal Paydown	3137BTUM1	875,787.14	FHMS K-061 A2 3.347 11/25/2026	1,756.19		1,756.19
04/25/2025	Coupon	3137BVZ82	862,000.00	FHMS K-063 A2 3.43 01/25/2027		2,463.88	2,463.88
04/25/2025	Coupon	3137F1G44	1,000,000.00	FHMS K-065 A2 3.243 04/25/2027		2,702.50	2,702.50
04/25/2025	Coupon	3137F4X72	1,165,000.00	FHMS K-075 A2 3.65 02/25/2028		3,543.54	3,543.54
04/25/2025	Coupon	3137FBU79	1,237,370.53	FHMS K-069 A2 3.187 09/25/2027		3,274.48	3,274.48
04/25/2025	Principal Paydown	3137FBU79	1,237,370.53	FHMS K-069 A2 3.187 09/25/2027	2,023.61		2,023.61
04/25/2025	Coupon	3137FJEH8	1,250,000.00	FHMS K-081 A2 3.9 08/25/2028		4,062.50	4,062.50
04/25/2025	Coupon	3137H5YC5	1,500,000.00	FHMS K-748 A2 2.26 01/25/2029		2,825.00	2,825.00
04/30/2025	Coupon	9128285J5	2,500,000.00	UNITED STATES TREASURY 3.0 10/31/2025		37,500.00	37,500.00
04/30/2025	Coupon	912828ZL7	2,000,000.00	UNITED STATES TREASURY 0.375 04/30/2025		3,750.00	3,750.00
04/30/2025	Final Maturity	912828ZL7	2,000,000.00	UNITED STATES TREASURY 0.375 04/30/2025	2,000,000.00		2,000,000.00
April 2025 Total					3,035,614.41	245,614.50	3,281,228.91
MAY 2025							
05/01/2025	Coupon	74456QBU9	750,000.00	PUBLIC SERVICE ELECTRIC AND GAS CO 3.7 05/01/2028		13,875.00	13,875.00
05/05/2025	Coupon	00440EAV9	1,000,000.00	CHUBB INA HOLDINGS LLC 3.35 05/03/2026		16,750.00	16,750.00
05/08/2025	Coupon	3133ERDZ1	1,000,000.00	FEDERAL FARM CREDIT BANKS FUNDING CORP 4.75 05/08/2026		23,750.00	23,750.00
05/12/2025	Coupon	665859AW4	1,000,000.00	NORTHERN TRUST CORP 4.0 05/10/2027		20,000.00	20,000.00
05/12/2025	Coupon	713448FW3	510,000.00	PEPSICO INC 5.125 11/10/2026		13,068.75	13,068.75
05/13/2025	Coupon	14913R2V8	480,000.00	CATERPILLAR FINANCIAL SERVICES CORP 3.4 05/13/2025		8,160.00	8,160.00

CASH FLOW REPORT



Murrieta Consolidated | Account | As of January 31, 2025

Payment Date	Transaction Type	CUSIP	Quantity	Security Description	Principal Amount	Income	Total Amount
05/13/2025	Final Maturity	14913R2V8	480,000.00	CATERPILLAR FINANCIAL SERVICES CORP 3.4 05/13/2025	480,000.00		480,000.00
05/15/2025	Coupon	009158AY2	1,500,000.00	AIR PRODUCTS AND CHEMICALS INC 1.85 05/15/2027		13,875.00	13,875.00
05/15/2025	Coupon	02582JIT8	905,000.00	AMXCA 2022-2 A 3.39 05/17/2027		2,556.63	2,556.63
05/15/2025	Final Maturity	02582JIT8	905,000.00	AMXCA 2022-2 A 3.39 05/17/2027	905,000.00		905,000.00
05/15/2025	Coupon	02582JKH2	640,000.00	AMXCA 2024-1 A 5.23 04/16/2029		2,789.33	2,789.33
05/15/2025	Coupon	161571HT4	1,320,000.00	CHAIT 2023-1 A 5.16 09/15/2028		5,676.00	5,676.00
05/15/2025	Coupon	341081GN1	1,500,000.00	FLORIDA POWER & LIGHT CO 4.4 05/15/2028		33,000.00	33,000.00
05/15/2025	Coupon	437918AC9	1,250,000.00	HAROT 2024-1 A3 5.21 08/15/2028		5,427.08	5,427.08
05/15/2025	Coupon	47787JAC2	104,720.59	JDOT 2022 A3 0.36 09/15/2026		128.26	128.26
05/15/2025	Principal Paydown	47787JAC2	104,720.59	JDOT 2022 A3 0.36 09/15/2026	12,988.84		12,988.84
05/15/2025	Coupon	47800RAD5	335,000.00	JDOT 2024 A3 4.96 11/15/2028		1,384.67	1,384.67
05/15/2025	Coupon	58769GAD5	545,000.00	MBALT 2024-B A3 4.23 02/15/2028		1,921.13	1,921.13
05/15/2025	Coupon	58770JAD6	350,000.00	MBALT 2024-A A3 5.32 01/18/2028		1,551.85	1,551.85
05/15/2025	Coupon	9128283F5	1,400,000.00	UNITED STATES TREASURY 2.25 11/15/2027		15,750.00	15,750.00
05/15/2025	Coupon	9128285M8	2,000,000.00	UNITED STATES TREASURY 3.125 11/15/2028		31,250.00	31,250.00
05/15/2025	Coupon	912828M56	2,500,000.00	UNITED STATES TREASURY 2.25 11/15/2025		28,125.00	28,125.00
05/15/2025	Coupon	912828U24	3,000,000.00	UNITED STATES TREASURY 2.0 11/15/2026		30,000.00	30,000.00
05/16/2025	Coupon	362554AC1	43,555.53	GMCAR 2021-4 A3 0.68 09/16/2026		14.44	14.44
05/16/2025	Principal Paydown	362554AC1	43,555.53	GMCAR 2021-4 A3 0.68 09/16/2026	7,860.04		7,860.04
05/16/2025	Coupon	36265WAD5	171,908.08	GMCAR 2022-3 A3 3.64 04/16/2027		378.18	378.18
05/16/2025	Principal Paydown	36265WAD5	171,908.08	GMCAR 2022-3 A3 3.64 04/16/2027	15,584.75		15,584.75
05/16/2025	Coupon	380146AC4	48,717.94	GMCAR 2022-1 A3 1.26 11/16/2026		27.11	27.11
05/16/2025	Principal Paydown	380146AC4	48,717.94	GMCAR 2022-1 A3 1.26 11/16/2026	7,508.44		7,508.44
05/19/2025	Coupon	3130AXU63	1,750,000.00	FEDERAL HOME LOAN BANKS 4.625 11/17/2026		40,468.75	40,468.75
05/19/2025	Coupon	43815PAC3	168,521.58	HAROT 2022-2 A3 3.73 07/20/2026		349.99	349.99
05/19/2025	Principal Paydown	43815PAC3	168,521.58	HAROT 2022-2 A3 3.73 07/20/2026	18,455.62		18,455.62
05/20/2025	Coupon	3133ERFJ5	1,000,000.00	FEDERAL FARM CREDIT BANKS FUNDING CORP 4.5 05/20/2027		22,500.00	22,500.00
05/20/2025	Coupon	36269FAD8	455,000.00	GMALT 2024-1 A3 5.09 03/22/2027		1,929.96	1,929.96

CASH FLOW REPORT



Murrieta Consolidated | Account | As of January 31, 2025

Payment Date	Transaction Type	CUSIP	Quantity	Security Description	Principal Amount	Income	Total Amount
05/20/2025	Coupon	379929AD4	280,000.00	GMALT 2023-3 A3 5.38 11/20/2026		1,013.90	1,013.90
05/20/2025	Principal Paydown	379929AD4	280,000.00	GMALT 2023-3 A3 5.38 11/20/2026	36,907.94		36,907.94
05/21/2025	Coupon	43815GAC3	39,842.96	HAROT 2021-4 A3 0.88 01/21/2026		6.25	6.25
05/21/2025	Effective Maturity	43815GAC3	39,842.96	HAROT 2021-4 A3 0.88 01/21/2026	8,516.76		8,516.76
05/26/2025	Coupon	05602RAD3	99,006.01	BMWOT 2022-A A3 3.21 08/25/2026		163.89	163.89
05/26/2025	Principal Paydown	05602RAD3	99,006.01	BMWOT 2022-A A3 3.21 08/25/2026	12,851.27		12,851.27
05/26/2025	Coupon	05611UAD5	1,000,000.00	BMWLT 2024-1 A3 4.98 03/25/2027		4,150.00	4,150.00
05/26/2025	Coupon	096919AD7	600,000.00	BMWOT 2024-A A3 5.18 02/26/2029		2,590.00	2,590.00
05/26/2025	Coupon	3137BM7C4	1,180,208.76	FHMS K-051 A2 3.308 09/25/2025		3,231.74	3,231.74
05/26/2025	Principal Paydown	3137BM7C4	1,180,208.76	FHMS K-051 A2 3.308 09/25/2025	21,171.15		21,171.15
05/26/2025	Coupon	3137BSP72	2,000,000.00	FHMS K-058 A2 2.653 08/25/2026		4,421.67	4,421.67
05/26/2025	Coupon	3137BTUM1	875,787.14	FHMS K-061 A2 3.347 11/25/2026		2,427.20	2,427.20
05/26/2025	Principal Paydown	3137BTUM1	875,787.14	FHMS K-061 A2 3.347 11/25/2026	1,866.00		1,866.00
05/26/2025	Coupon	3137BVZ82	862,000.00	FHMS K-063 A2 3.43 01/25/2027		2,463.88	2,463.88
05/26/2025	Coupon	3137F1G44	1,000,000.00	FHMS K-065 A2 3.243 04/25/2027		2,702.50	2,702.50
05/26/2025	Coupon	3137F4X72	1,165,000.00	FHMS K-075 A2 3.65 02/25/2028		3,543.54	3,543.54
05/26/2025	Coupon	3137FBU79	1,237,370.53	FHMS K-069 A2 3.187 09/25/2027		3,269.11	3,269.11
05/26/2025	Principal Paydown	3137FBU79	1,237,370.53	FHMS K-069 A2 3.187 09/25/2027	2,165.10		2,165.10
05/26/2025	Coupon	3137FJEH8	1,250,000.00	FHMS K-081 A2 3.9 08/25/2028		4,062.50	4,062.50
05/26/2025	Coupon	3137H5YC5	1,500,000.00	FHMS K-748 A2 2.26 01/25/2029		2,825.00	2,825.00
May 2025 Total					1,530,875.91	371,578.28	1,902,454.19
JUNE 2025							
06/02/2025	Coupon	023135CN4	425,000.00	AMAZON.COM INC 4.6 12/01/2025		9,775.00	9,775.00
06/02/2025	Coupon	438516CB0	1,000,000.00	HONEYWELL INTERNATIONAL INC 1.35 06/01/2025		6,750.00	6,750.00
06/02/2025	Final Maturity	438516CB0	1,000,000.00	HONEYWELL INTERNATIONAL INC 1.35 06/01/2025	1,000,000.00		1,000,000.00
06/02/2025	Coupon	912828ZT0	1,800,000.00	UNITED STATES TREASURY 0.25 05/31/2025		2,250.00	2,250.00
06/02/2025	Final Maturity	912828ZT0	1,800,000.00	UNITED STATES TREASURY 0.25 05/31/2025	1,800,000.00		1,800,000.00
06/06/2025	Coupon	89115A2A9	1,000,000.00	TORONTO-DOMINION BANK 3.766 06/06/2025		18,830.00	18,830.00
06/06/2025	Final Maturity	89115A2A9	1,000,000.00	TORONTO-DOMINION BANK 3.766 06/06/2025	1,000,000.00		1,000,000.00
06/09/2025	Coupon	3130AVVX7	1,120,000.00	FEDERAL HOME LOAN BANKS 3.75 06/09/2028		21,000.00	21,000.00

CASH FLOW REPORT



Murrieta Consolidated | Account | As of January 31, 2025

Payment Date	Transaction Type	CUSIP	Quantity	Security Description	Principal Amount	Income	Total Amount
06/09/2025	Coupon	3130AWC24	2,000,000.00	FEDERAL HOME LOAN BANKS 4.0 06/09/2028		40,000.00	40,000.00
06/09/2025	Coupon	48125LRU8	1,575,000.00	JPMORGAN CHASE BANK NA 5.11 12/08/2026		40,241.25	40,241.25
06/12/2025	Coupon	3130AWLZ1	2,000,000.00	FEDERAL HOME LOAN BANKS 4.75 06/12/2026		47,500.00	47,500.00
06/16/2025	Coupon	02582JKH2	640,000.00	AMXCA 2024-1 A 5.23 04/16/2029		2,789.33	2,789.33
06/16/2025	Coupon	161571HT4	1,320,000.00	CHAIT 2023-1 A 5.16 09/15/2028		5,676.00	5,676.00
06/16/2025	Coupon	362554AC1	43,555.53	GMCAR 2021-4 A3 0.68 09/16/2026		9.98	9.98
06/16/2025	Principal Paydown	362554AC1	43,555.53	GMCAR 2021-4 A3 0.68 09/16/2026	7,517.37		7,517.37
06/16/2025	Coupon	36265WAD5	171,908.08	GMCAR 2022-3 A3 3.64 04/16/2027		330.91	330.91
06/16/2025	Principal Paydown	36265WAD5	171,908.08	GMCAR 2022-3 A3 3.64 04/16/2027	15,293.97		15,293.97
06/16/2025	Coupon	380146AC4	48,717.94	GMCAR 2022-1 A3 1.26 11/16/2026		19.22	19.22
06/16/2025	Principal Paydown	380146AC4	48,717.94	GMCAR 2022-1 A3 1.26 11/16/2026	7,357.72		7,357.72
06/16/2025	Coupon	437918AC9	1,250,000.00	HAROT 2024-1 A3 5.21 08/15/2028		5,427.08	5,427.08
06/16/2025	Coupon	47787JAC2	104,720.59	JDOT 2022 A3 0.36 09/15/2026		103.15	103.15
06/16/2025	Principal Paydown	47787JAC2	104,720.59	JDOT 2022 A3 0.36 09/15/2026	10,510.63		10,510.63
06/16/2025	Coupon	47800RAD5	335,000.00	JDOT 2024 A3 4.96 11/15/2028		1,384.67	1,384.67
06/16/2025	Coupon	58769GAD5	545,000.00	MBALT 2024-B A3 4.23 02/15/2028		1,921.13	1,921.13
06/16/2025	Coupon	58770JAD6	350,000.00	MBALT 2024-A A3 5.32 01/18/2028		1,551.85	1,551.85
06/16/2025	Coupon	63743HFE7	1,105,000.00	NATIONAL RURAL UTILITIES COOPERATIVE FINANCE CORP 3.45 06/15/2025		19,061.25	19,061.25
06/16/2025	Final Maturity	63743HFE7	1,105,000.00	NATIONAL RURAL UTILITIES COOPERATIVE FINANCE CORP 3.45 06/15/2025	1,105,000.00		1,105,000.00
06/18/2025	Coupon	43815PAC3	168,521.58	HAROT 2022-2 A3 3.73 07/20/2026		292.62	292.62
06/18/2025	Principal Paydown	43815PAC3	168,521.58	HAROT 2022-2 A3 3.73 07/20/2026	16,598.76		16,598.76
06/20/2025	Coupon	36269FAD8	455,000.00	GMALT 2024-1 A3 5.09 03/22/2027		1,929.96	1,929.96
06/20/2025	Coupon	379929AD4	280,000.00	GMALT 2023-3 A3 5.38 11/20/2026		848.43	848.43
06/20/2025	Principal Paydown	379929AD4	280,000.00	GMALT 2023-3 A3 5.38 11/20/2026	33,505.47		33,505.47
06/20/2025	Coupon	58989V2F0	1,000,000.00	MET TOWER GLOBAL FUNDING 5.4 06/20/2026		27,000.00	27,000.00
06/25/2025	Coupon	05602RAD3	99,006.01	BMWOT 2022-A A3 3.21 08/25/2026		129.51	129.51
06/25/2025	Principal Paydown	05602RAD3	99,006.01	BMWOT 2022-A A3 3.21 08/25/2026	12,102.32		12,102.32
06/25/2025	Coupon	05611UAD5	1,000,000.00	BMWLT 2024-1 A3 4.98 03/25/2027		4,150.00	4,150.00
06/25/2025	Coupon	096919AD7	600,000.00	BMWOT 2024-A A3 5.18 02/26/2029		2,590.00	2,590.00
06/25/2025	Coupon	3137BM7C4	1,180,208.76	FHMS K-051 A2 3.308 09/25/2025		3,173.38	3,173.38

CASH FLOW REPORT



Murrieta Consolidated | Account | As of January 31, 2025

Payment Date	Transaction Type	CUSIP	Quantity	Security Description	Principal Amount	Income	Total Amount
06/25/2025	Principal Paydown	3137BM7C4	1,180,208.76	FHMS K-051 A2 3.308 09/25/2025	108,227.79		108,227.79
06/25/2025	Coupon	3137BSP72	2,000,000.00	FHMS K-058 A2 2.653 08/25/2026		4,421.67	4,421.67
06/25/2025	Coupon	3137BTUM1	875,787.14	FHMS K-061 A2 3.347 11/25/2026		2,421.99	2,421.99
06/25/2025	Principal Paydown	3137BTUM1	875,787.14	FHMS K-061 A2 3.347 11/25/2026	1,767.71		1,767.71
06/25/2025	Coupon	3137BVZ82	862,000.00	FHMS K-063 A2 3.43 01/25/2027		2,463.88	2,463.88
06/25/2025	Coupon	3137F1G44	1,000,000.00	FHMS K-065 A2 3.243 04/25/2027		2,702.50	2,702.50
06/25/2025	Coupon	3137F4X72	1,165,000.00	FHMS K-075 A2 3.65 02/25/2028		3,543.54	3,543.54
06/25/2025	Coupon	3137FBU79	1,237,370.53	FHMS K-069 A2 3.187 09/25/2027		3,263.36	3,263.36
06/25/2025	Principal Paydown	3137FBU79	1,237,370.53	FHMS K-069 A2 3.187 09/25/2027	2,037.16		2,037.16
06/25/2025	Coupon	3137FJEH8	1,250,000.00	FHMS K-081 A2 3.9 08/25/2028		4,062.50	4,062.50
06/25/2025	Coupon	3137H5YC5	1,500,000.00	FHMS K-748 A2 2.26 01/25/2029		2,825.00	2,825.00
06/25/2025	Coupon	437076DB5	740,000.00	HOME DEPOT INC 4.875 06/25/2027		18,037.50	18,037.50
06/30/2025	Coupon	9128285T3	2,500,000.00	UNITED STATES TREASURY 2.625 12/31/2025		32,812.50	32,812.50
06/30/2025	Coupon	912828YX2	1,750,000.00	UNITED STATES TREASURY 1.75 12/31/2026		15,312.50	15,312.50
06/30/2025	Coupon	91282CEW7	1,300,000.00	UNITED STATES TREASURY 3.25 06/30/2027		21,125.00	21,125.00
June 2025 Total					5,119,918.90	377,726.66	5,497,645.56
JULY 2025							
07/07/2025	Coupon	24422EXZ7	700,000.00	JOHN DEERE CAPITAL CORP 4.65 01/07/2028		16,094.17	16,094.17
07/08/2025	Coupon	24422EXF1	1,000,000.00	JOHN DEERE CAPITAL CORP 4.5 01/08/2027		22,500.00	22,500.00
07/14/2025	Coupon	459058KT9	500,000.00	INTERNATIONAL BANK FOR RECONSTRUCTION AND DEVELOPM 3.5 07/12/2028		8,750.00	8,750.00
07/15/2025	Coupon	02582JKH2	640,000.00	AMXCA 2024-1 A 5.23 04/16/2029		2,789.33	2,789.33
07/15/2025	Coupon	161571HT4	1,320,000.00	CHAIT 2023-1 A 5.16 09/15/2028		5,676.00	5,676.00
07/15/2025	Coupon	3130AYPN0	2,000,000.00	FEDERAL HOME LOAN BANKS 4.125 01/15/2027		41,250.00	41,250.00
07/15/2025	Coupon	437918AC9	1,250,000.00	HAROT 2024-1 A3 5.21 08/15/2028		5,427.08	5,427.08
07/15/2025	Coupon	47787JAC2	104,720.59	JDOT 2022 A3 0.36 09/15/2026		82.83	82.83
07/15/2025	Principal Paydown	47787JAC2	104,720.59	JDOT 2022 A3 0.36 09/15/2026	12,446.79		12,446.79
07/15/2025	Coupon	47800RAD5	335,000.00	JDOT 2024 A3 4.96 11/15/2028		1,384.67	1,384.67
07/15/2025	Coupon	58769GAD5	545,000.00	MBALT 2024-B A3 4.23 02/15/2028		1,921.13	1,921.13
07/15/2025	Coupon	58770JAD6	350,000.00	MBALT 2024-A A3 5.32 01/18/2028		1,551.85	1,551.85
07/16/2025	Coupon	362554AC1	43,555.53	GMCAR 2021-4 A3 0.68 09/16/2026		5.72	5.72

CASH FLOW REPORT



Murrieta Consolidated | Account | As of January 31, 2025

Payment Date	Transaction Type	CUSIP	Quantity	Security Description	Principal Amount	Income	Total Amount
07/16/2025	Principal Paydown	362554AC1	43,555.53	GMCAR 2021-4 A3 0.68 09/16/2026	7,221.92		7,221.92
07/16/2025	Coupon	36265WAD5	171,908.08	GMCAR 2022-3 A3 3.64 04/16/2027		284.52	284.52
07/16/2025	Principal Paydown	36265WAD5	171,908.08	GMCAR 2022-3 A3 3.64 04/16/2027	14,959.47		14,959.47
07/16/2025	Coupon	380146AC4	48,717.94	GMCAR 2022-1 A3 1.26 11/16/2026		11.50	11.50
07/16/2025	Principal Paydown	380146AC4	48,717.94	GMCAR 2022-1 A3 1.26 11/16/2026	7,195.38		7,195.38
07/17/2025	Coupon	61747YET8	1,000,000.00	MORGAN STANLEY 4.679 07/17/2026		23,395.00	23,395.00
07/17/2025	Effective Maturity	61747YET8	1,000,000.00	MORGAN STANLEY 4.679 07/17/2026	1,000,000.00		1,000,000.00
07/18/2025	Coupon	43815PAC3	168,521.58	HAROT 2022-2 A3 3.73 07/20/2026		241.03	241.03
07/18/2025	Principal Paydown	43815PAC3	168,521.58	HAROT 2022-2 A3 3.73 07/20/2026	16,186.27		16,186.27
07/21/2025	Coupon	36269FAD8	455,000.00	GMALT 2024-1 A3 5.09 03/22/2027		1,929.96	1,929.96
07/21/2025	Principal Paydown	36269FAD8	455,000.00	GMALT 2024-1 A3 5.09 03/22/2027	15,841.63		15,841.63
07/21/2025	Coupon	379929AD4	280,000.00	GMALT 2023-3 A3 5.38 11/20/2026		698.21	698.21
07/21/2025	Principal Paydown	379929AD4	280,000.00	GMALT 2023-3 A3 5.38 11/20/2026	32,044.34		32,044.34
07/21/2025	Coupon	78016HZT0	1,245,000.00	ROYAL BANK OF CANADA 4.875 01/19/2027		30,346.88	30,346.88
07/22/2025	Coupon	3133EPW68	1,400,000.00	FEDERAL FARM CREDIT BANKS FUNDING CORP 4.125 01/22/2026		28,875.00	28,875.00
07/25/2025	Coupon	05602RAD3	99,006.01	BMWOT 2022-A A3 3.21 08/25/2026		97.14	97.14
07/25/2025	Principal Paydown	05602RAD3	99,006.01	BMWOT 2022-A A3 3.21 08/25/2026	11,574.85		11,574.85
07/25/2025	Coupon	05611UAD5	1,000,000.00	BMWLT 2024-1 A3 4.98 03/25/2027		4,150.00	4,150.00
07/25/2025	Principal Paydown	05611UAD5	1,000,000.00	BMWLT 2024-1 A3 4.98 03/25/2027	35,286.16		35,286.16
07/25/2025	Coupon	096919AD7	600,000.00	BMWOT 2024-A A3 5.18 02/26/2029		2,590.00	2,590.00
07/25/2025	Coupon	3137BM7C4	1,180,208.76	FHMS K-051 A2 3.308 09/25/2025		2,875.03	2,875.03
07/25/2025	Principal Paydown	3137BM7C4	1,180,208.76	FHMS K-051 A2 3.308 09/25/2025	202,323.82		202,323.82
07/25/2025	Coupon	3137BSP72	2,000,000.00	FHMS K-058 A2 2.653 08/25/2026		4,421.67	4,421.67
07/25/2025	Coupon	3137BTUM1	875,787.14	FHMS K-061 A2 3.347 11/25/2026		2,417.06	2,417.06
07/25/2025	Principal Paydown	3137BTUM1	875,787.14	FHMS K-061 A2 3.347 11/25/2026	1,877.12		1,877.12
07/25/2025	Coupon	3137BVZ82	862,000.00	FHMS K-063 A2 3.43 01/25/2027		2,463.88	2,463.88
07/25/2025	Coupon	3137F1G44	1,000,000.00	FHMS K-065 A2 3.243 04/25/2027		2,702.50	2,702.50
07/25/2025	Coupon	3137F4X72	1,165,000.00	FHMS K-075 A2 3.65 02/25/2028		3,543.54	3,543.54
07/25/2025	Coupon	3137FBU79	1,237,370.53	FHMS K-069 A2 3.187 09/25/2027		3,257.95	3,257.95
07/25/2025	Principal Paydown	3137FBU79	1,237,370.53	FHMS K-069 A2 3.187 09/25/2027	2,178.18		2,178.18
07/25/2025	Coupon	3137FJEH8	1,250,000.00	FHMS K-081 A2 3.9 08/25/2028		4,062.50	4,062.50

CASH FLOW REPORT



Murrieta Consolidated | Account | As of January 31, 2025

Payment Date	Transaction Type	CUSIP	Quantity	Security Description	Principal Amount	Income	Total Amount
07/25/2025	Coupon	3137H5YC5	1,500,000.00	FHMS K-748 A2 2.26 01/25/2029		2,825.00	2,825.00
07/28/2025	Coupon	06368MJG0	1,500,000.00	BANK OF MONTREAL 5.004 01/27/2029		37,530.00	37,530.00
07/28/2025	Coupon	09290DAH4	750,000.00	BLACKROCK INC 4.6 07/26/2027		17,250.00	17,250.00
07/30/2025	Coupon	3133EPZY4	2,000,000.00	FEDERAL FARM CREDIT BANKS FUNDING CORP 5.0 07/30/2026		50,000.00	50,000.00
07/31/2025	Coupon	91282CAB7	2,000,000.00	UNITED STATES TREASURY 0.25 07/31/2025		2,500.00	2,500.00
07/31/2025	Final Maturity	91282CAB7	2,000,000.00	UNITED STATES TREASURY 0.25 07/31/2025	2,000,000.00		2,000,000.00
07/31/2025	Coupon	91282CFB2	2,000,000.00	UNITED STATES TREASURY 2.75 07/31/2027		27,500.00	27,500.00
07/31/2025	Coupon	91282CGH8	1,500,000.00	UNITED STATES TREASURY 3.5 01/31/2028		26,250.00	26,250.00
07/31/2025	Coupon	91282CLC3	2,000,000.00	UNITED STATES TREASURY 4.0 07/31/2029		40,000.00	40,000.00
July 2025 Total					3,359,135.93	429,651.13	3,788,787.06
AUGUST 2025							
08/11/2025	Coupon	69371RS56	1,450,000.00	PACCAR FINANCIAL CORP 5.05 08/10/2026		36,612.50	36,612.50
08/12/2025	Coupon	14913R2Z9	1,375,000.00	CATERPILLAR FINANCIAL SERVICES CORP 3.65 08/12/2025		25,093.75	25,093.75
08/12/2025	Final Maturity	14913R2Z9	1,375,000.00	CATERPILLAR FINANCIAL SERVICES CORP 3.65 08/12/2025	1,375,000.00		1,375,000.00
08/14/2025	Coupon	3133EPSW6	2,405,000.00	FEDERAL FARM CREDIT BANKS FUNDING CORP 4.5 08/14/2026		54,112.50	54,112.50
08/14/2025	Coupon	532457CP1	1,250,000.00	ELI LILLY AND CO 4.15 08/14/2027		25,937.50	25,937.50
08/15/2025	Coupon	02582JKH2	640,000.00	AMXCA 2024-1 A 5.23 04/16/2029		2,789.33	2,789.33
08/15/2025	Coupon	161571HT4	1,320,000.00	CHAIT 2023-1 A 5.16 09/15/2028		5,676.00	5,676.00
08/15/2025	Coupon	26442UAA2	1,000,000.00	DUKE ENERGY PROGRESS LLC 3.25 08/15/2025		16,250.00	16,250.00
08/15/2025	Final Maturity	26442UAA2	1,000,000.00	DUKE ENERGY PROGRESS LLC 3.25 08/15/2025	1,000,000.00		1,000,000.00
08/15/2025	Coupon	437918AC9	1,250,000.00	HAROT 2024-1 A3 5.21 08/15/2028		5,427.08	5,427.08
08/15/2025	Coupon	47787JAC2	104,720.59	JDOT 2022 A3 0.36 09/15/2026		58.76	58.76
08/15/2025	Principal Paydown	47787JAC2	104,720.59	JDOT 2022 A3 0.36 09/15/2026	11,277.40		11,277.40
08/15/2025	Coupon	47800RAD5	335,000.00	JDOT 2024 A3 4.96 11/15/2028		1,384.67	1,384.67
08/15/2025	Coupon	58769GAD5	545,000.00	MBALT 2024-B A3 4.23 02/15/2028		1,921.13	1,921.13
08/15/2025	Coupon	58770JAD6	350,000.00	MBALT 2024-A A3 5.32 01/18/2028		1,551.85	1,551.85
08/15/2025	Coupon	9128283W8	2,750,000.00	UNITED STATES TREASURY 2.75 02/15/2028		37,812.50	37,812.50
08/15/2025	Coupon	9128284V9	2,500,000.00	UNITED STATES TREASURY 2.875 08/15/2028		35,937.50	35,937.50

CASH FLOW REPORT



Murrieta Consolidated | Account | As of January 31, 2025

Payment Date	Transaction Type	CUSIP	Quantity	Security Description	Principal Amount	Income	Total Amount
08/18/2025	Coupon	06428CAA2	1,000,000.00	BANK OF AMERICA NA 5.526 08/18/2026		27,630.00	27,630.00
08/18/2025	Coupon	362554AC1	43,555.53	GMCAR 2021-4 A3 0.68 09/16/2026		1.63	1.63
08/18/2025	Effective Maturity	362554AC1	43,555.53	GMCAR 2021-4 A3 0.68 09/16/2026	2,878.27		2,878.27
08/18/2025	Coupon	36265WAD5	171,908.08	GMCAR 2022-3 A3 3.64 04/16/2027		239.14	239.14
08/18/2025	Principal Paydown	36265WAD5	171,908.08	GMCAR 2022-3 A3 3.64 04/16/2027	14,503.45		14,503.45
08/18/2025	Coupon	380146AC4	48,717.94	GMCAR 2022-1 A3 1.26 11/16/2026		3.94	3.94
08/18/2025	Effective Maturity	380146AC4	48,717.94	GMCAR 2022-1 A3 1.26 11/16/2026	3,754.68		3,754.68
08/18/2025	Coupon	43815PAC3	168,521.58	HAROT 2022-2 A3 3.73 07/20/2026		190.72	190.72
08/18/2025	Principal Paydown	43815PAC3	168,521.58	HAROT 2022-2 A3 3.73 07/20/2026	15,691.53		15,691.53
08/20/2025	Coupon	36269FAD8	455,000.00	GMALT 2024-1 A3 5.09 03/22/2027		1,862.76	1,862.76
08/20/2025	Principal Paydown	36269FAD8	455,000.00	GMALT 2024-1 A3 5.09 03/22/2027	35,101.73		35,101.73
08/20/2025	Coupon	379929AD4	280,000.00	GMALT 2023-3 A3 5.38 11/20/2026		554.54	554.54
08/20/2025	Principal Paydown	379929AD4	280,000.00	GMALT 2023-3 A3 5.38 11/20/2026	30,611.38		30,611.38
08/22/2025	Coupon	023135BC9	1,000,000.00	AMAZON.COM INC 3.15 08/22/2027		15,750.00	15,750.00
08/25/2025	Coupon	037833BY5	1,000,000.00	APPLE INC 3.25 02/23/2026		16,250.00	16,250.00
08/25/2025	Coupon	05602RAD3	99,006.01	BMWOT 2022-A A3 3.21 08/25/2026		66.18	66.18
08/25/2025	Principal Paydown	05602RAD3	99,006.01	BMWOT 2022-A A3 3.21 08/25/2026	11,208.92		11,208.92
08/25/2025	Coupon	05611UAD5	1,000,000.00	BMWLT 2024-1 A3 4.98 03/25/2027		4,003.56	4,003.56
08/25/2025	Principal Paydown	05611UAD5	1,000,000.00	BMWLT 2024-1 A3 4.98 03/25/2027	83,882.57		83,882.57
08/25/2025	Coupon	096919AD7	600,000.00	BMWOT 2024-A A3 5.18 02/26/2029		2,590.00	2,590.00
08/25/2025	Coupon	3137BM7C4	1,180,208.76	FHMS K-051 A2 3.308 09/25/2025		2,317.29	2,317.29
08/25/2025	Principal Paydown	3137BM7C4	1,180,208.76	FHMS K-051 A2 3.308 09/25/2025	373,070.80		373,070.80
08/25/2025	Coupon	3137BSP72	2,000,000.00	FHMS K-058 A2 2.653 08/25/2026		4,421.67	4,421.67
08/25/2025	Coupon	3137BTUM1	875,787.14	FHMS K-061 A2 3.347 11/25/2026		2,411.83	2,411.83
08/25/2025	Principal Paydown	3137BTUM1	875,787.14	FHMS K-061 A2 3.347 11/25/2026	1,779.30		1,779.30
08/25/2025	Coupon	3137BVZ82	862,000.00	FHMS K-063 A2 3.43 01/25/2027		2,463.88	2,463.88
08/25/2025	Coupon	3137F1G44	1,000,000.00	FHMS K-065 A2 3.243 04/25/2027		2,702.50	2,702.50
08/25/2025	Coupon	3137F4X72	1,165,000.00	FHMS K-075 A2 3.65 02/25/2028		3,543.54	3,543.54
08/25/2025	Coupon	3137FBU79	1,237,370.53	FHMS K-069 A2 3.187 09/25/2027		3,252.16	3,252.16
08/25/2025	Principal Paydown	3137FBU79	1,237,370.53	FHMS K-069 A2 3.187 09/25/2027	2,050.79		2,050.79
08/25/2025	Coupon	3137FJEH8	1,250,000.00	FHMS K-081 A2 3.9 08/25/2028		4,062.50	4,062.50
08/25/2025	Coupon	3137H5YC5	1,500,000.00	FHMS K-748 A2 2.26 01/25/2029		2,825.00	2,825.00

CASH FLOW REPORT



Murrieta Consolidated | Account | As of January 31, 2025

Payment Date	Transaction Type	CUSIP	Quantity	Security Description	Principal Amount	Income	Total Amount
08/26/2025	Coupon	17275RBQ4	1,500,000.00	CISCO SYSTEMS INC 4.8 02/26/2027		36,000.00	36,000.00
August 2025 Total					2,960,810.82	383,707.92	3,344,518.74
SEPTEMBER 2025							
09/02/2025	Coupon	91282CAJ0	1,000,000.00	UNITED STATES TREASURY 0.25 08/31/2025		1,250.00	1,250.00
09/02/2025	Final Maturity	91282CAJ0	1,000,000.00	UNITED STATES TREASURY 0.25 08/31/2025	1,000,000.00		1,000,000.00
09/02/2025	Coupon	91282CFH9	2,500,000.00	UNITED STATES TREASURY 3.125 08/31/2027		39,062.50	39,062.50
09/02/2025	Coupon	91282CFJ5	2,750,000.00	UNITED STATES TREASURY 3.125 08/31/2029		42,968.75	42,968.75
09/02/2025	Coupon	91282CKD2	2,250,000.00	UNITED STATES TREASURY 4.25 02/28/2029		47,812.50	47,812.50
09/11/2025	Coupon	3130AWTQ3	4,500,000.00	FEDERAL HOME LOAN BANKS 4.625 09/11/2026		104,062.50	104,062.50
09/15/2025	Coupon	02582JKH2	640,000.00	AMXCA 2024-1 A 5.23 04/16/2029		2,789.33	2,789.33
09/15/2025	Coupon	161571HT4	1,320,000.00	CHAIT 2023-1 A 5.16 09/15/2028		5,676.00	5,676.00
09/15/2025	Coupon	437076CR1	1,000,000.00	HOME DEPOT INC 4.0 09/15/2025		20,000.00	20,000.00
09/15/2025	Final Maturity	437076CR1	1,000,000.00	HOME DEPOT INC 4.0 09/15/2025	1,000,000.00		1,000,000.00
09/15/2025	Coupon	437918AC9	1,250,000.00	HAROT 2024-1 A3 5.21 08/15/2028		5,427.08	5,427.08
09/15/2025	Coupon	47787JAC2	104,720.59	JDOT 2022 A3 0.36 09/15/2026		36.96	36.96
09/15/2025	Principal Paydown	47787JAC2	104,720.59	JDOT 2022 A3 0.36 09/15/2026	10,984.00		10,984.00
09/15/2025	Coupon	47800RAD5	335,000.00	JDOT 2024 A3 4.96 11/15/2028		1,384.67	1,384.67
09/15/2025	Coupon	58769GAD5	545,000.00	MBALT 2024-B A3 4.23 02/15/2028		1,921.13	1,921.13
09/15/2025	Coupon	58770JAD6	350,000.00	MBALT 2024-A A3 5.32 01/18/2028		1,551.85	1,551.85
09/16/2025	Coupon	36265WAD5	171,908.08	GMCAR 2022-3 A3 3.64 04/16/2027		195.15	195.15
09/16/2025	Principal Paydown	36265WAD5	171,908.08	GMCAR 2022-3 A3 3.64 04/16/2027	13,801.51		13,801.51
09/18/2025	Coupon	43815PAC3	168,521.58	HAROT 2022-2 A3 3.73 07/20/2026		141.94	141.94
09/18/2025	Principal Paydown	43815PAC3	168,521.58	HAROT 2022-2 A3 3.73 07/20/2026	15,296.31		15,296.31
09/18/2025	Coupon	857477CL5	1,210,000.00	STATE STREET CORP 4.993 03/18/2027		30,207.65	30,207.65
09/22/2025	Coupon	3133EPWK7	2,000,000.00	FEDERAL FARM CREDIT BANKS FUNDING CORP 4.5 09/22/2028		45,000.00	45,000.00
09/22/2025	Coupon	36269FAD8	455,000.00	GMALT 2024-1 A3 5.09 03/22/2027		1,713.87	1,713.87
09/22/2025	Principal Paydown	36269FAD8	455,000.00	GMALT 2024-1 A3 5.09 03/22/2027	53,217.34		53,217.34
09/22/2025	Coupon	379929AD4	280,000.00	GMALT 2023-3 A3 5.38 11/20/2026		417.30	417.30
09/22/2025	Principal Paydown	379929AD4	280,000.00	GMALT 2023-3 A3 5.38 11/20/2026	35,242.49		35,242.49
09/22/2025	Coupon	89236TKJ3	1,000,000.00	TOYOTA MOTOR CREDIT CORP 4.55 09/20/2027		22,750.00	22,750.00

CASH FLOW REPORT



Murrieta Consolidated | Account | As of January 31, 2025

Payment Date	Transaction Type	CUSIP	Quantity	Security Description	Principal Amount	Income	Total Amount
09/25/2025	Coupon	05602RAD3	99,006.01	BMWOT 2022-A A3 3.21 08/25/2026		36.19	36.19
09/25/2025	Principal Paydown	05602RAD3	99,006.01	BMWOT 2022-A A3 3.21 08/25/2026	9,425.50		9,425.50
09/25/2025	Coupon	05611UAD5	1,000,000.00	BMWLT 2024-1 A3 4.98 03/25/2027		3,655.45	3,655.45
09/25/2025	Principal Paydown	05611UAD5	1,000,000.00	BMWLT 2024-1 A3 4.98 03/25/2027	82,389.92		82,389.92
09/25/2025	Coupon	096919AD7	600,000.00	BMWOT 2024-A A3 5.18 02/26/2029		2,590.00	2,590.00
09/25/2025	Coupon	3137BM7C4	1,180,208.76	FHMS K-051 A2 3.308 09/25/2025		1,288.86	1,288.86
09/25/2025	Final Maturity	3137BM7C4	1,180,208.76	FHMS K-051 A2 3.308 09/25/2025	467,542.04		467,542.04
09/25/2025	Coupon	3137BSP72	2,000,000.00	FHMS K-058 A2 2.653 08/25/2026		4,421.67	4,421.67
09/25/2025	Coupon	3137BTUM1	875,787.14	FHMS K-061 A2 3.347 11/25/2026		2,406.86	2,406.86
09/25/2025	Principal Paydown	3137BTUM1	875,787.14	FHMS K-061 A2 3.347 11/25/2026	1,784.95		1,784.95
09/25/2025	Coupon	3137BVZ82	862,000.00	FHMS K-063 A2 3.43 01/25/2027		2,463.88	2,463.88
09/25/2025	Coupon	3137F1G44	1,000,000.00	FHMS K-065 A2 3.243 04/25/2027		2,702.50	2,702.50
09/25/2025	Coupon	3137F4X72	1,165,000.00	FHMS K-075 A2 3.65 02/25/2028		3,543.54	3,543.54
09/25/2025	Coupon	3137FBU79	1,237,370.53	FHMS K-069 A2 3.187 09/25/2027		3,246.71	3,246.71
09/25/2025	Principal Paydown	3137FBU79	1,237,370.53	FHMS K-069 A2 3.187 09/25/2027	2,057.40		2,057.40
09/25/2025	Coupon	3137FJEH8	1,250,000.00	FHMS K-081 A2 3.9 08/25/2028		4,062.50	4,062.50
09/25/2025	Coupon	3137H5YC5	1,500,000.00	FHMS K-748 A2 2.26 01/25/2029		2,825.00	2,825.00
09/26/2025	Coupon	3133EP6K6	1,000,000.00	FEDERAL FARM CREDIT BANKS FUNDING CORP 4.5 03/26/2027		22,500.00	22,500.00
09/30/2025	Coupon	9128285C0	3,250,000.00	UNITED STATES TREASURY 3.0 09/30/2025		48,750.00	48,750.00
09/30/2025	Final Maturity	9128285C0	3,250,000.00	UNITED STATES TREASURY 3.0 09/30/2025	3,250,000.00		3,250,000.00
09/30/2025	Coupon	9128286L9	2,500,000.00	UNITED STATES TREASURY 2.25 03/31/2026		28,125.00	28,125.00
09/30/2025	Coupon	91282CEF4	2,500,000.00	UNITED STATES TREASURY 2.5 03/31/2027		31,250.00	31,250.00
09/30/2025	Coupon	91282CFM8	1,600,000.00	UNITED STATES TREASURY 4.125 09/30/2027		33,000.00	33,000.00
September 2025 Total					5,941,741.46	571,237.35	6,512,978.82
OCTOBER 2025							
10/01/2025	Coupon	64952WFJ7	1,000,000.00	NEW YORK LIFE GLOBAL FUNDING 3.9 10/01/2027		19,500.00	19,500.00
10/09/2025	Coupon	3130B0TY5	1,500,000.00	FEDERAL HOME LOAN BANKS 4.75 04/09/2027		35,625.00	35,625.00
10/10/2025	Coupon	57629W6F2	750,000.00	MASSMUTUAL GLOBAL FUNDING II 4.5 04/10/2026		16,875.00	16,875.00

CASH FLOW REPORT



Murrieta Consolidated | Account | As of January 31, 2025

Payment Date	Transaction Type	CUSIP	Quantity	Security Description	Principal Amount	Income	Total Amount
10/15/2025	Coupon	02582JKH2	640,000.00	AMXCA 2024-1 A 5.23 04/16/2029		2,789.33	2,789.33
10/15/2025	Coupon	161571HT4	1,320,000.00	CHAIT 2023-1 A 5.16 09/15/2028		5,676.00	5,676.00
10/15/2025	Coupon	437918AC9	1,250,000.00	HAROT 2024-1 A3 5.21 08/15/2028		5,427.08	5,427.08
10/15/2025	Principal Paydown	437918AC9	1,250,000.00	HAROT 2024-1 A3 5.21 08/15/2028	54,539.31		54,539.31
10/15/2025	Coupon	47787JAC2	104,720.59	JDOT 2022 A3 0.36 09/15/2026		15.72	15.72
10/15/2025	Effective Maturity	47787JAC2	104,720.59	JDOT 2022 A3 0.36 09/15/2026	8,133.10		8,133.10
10/15/2025	Coupon	47800RAD5	335,000.00	JDOT 2024 A3 4.96 11/15/2028		1,384.67	1,384.67
10/15/2025	Coupon	58769GAD5	545,000.00	MBALT 2024-B A3 4.23 02/15/2028		1,921.13	1,921.13
10/15/2025	Coupon	58770JAD6	350,000.00	MBALT 2024-A A3 5.32 01/18/2028		1,551.85	1,551.85
10/15/2025	Coupon	91282CGV7	2,000,000.00	UNITED STATES TREASURY 3.75 04/15/2026		37,500.00	37,500.00
10/15/2025	Coupon	91324PDE9	1,250,000.00	UNITEDHEALTH GROUP INC 2.95 10/15/2027		18,437.50	18,437.50
10/16/2025	Coupon	36265WAD5	171,908.08	GMCAR 2022-3 A3 3.64 04/16/2027		153.28	153.28
10/16/2025	Principal Paydown	36265WAD5	171,908.08	GMCAR 2022-3 A3 3.64 04/16/2027	12,866.66		12,866.66
10/20/2025	Coupon	36269FAD8	455,000.00	GMALT 2024-1 A3 5.09 03/22/2027		1,488.14	1,488.14
10/20/2025	Principal Paydown	36269FAD8	455,000.00	GMALT 2024-1 A3 5.09 03/22/2027	52,088.57		52,088.57
10/20/2025	Coupon	379929AD4	280,000.00	GMALT 2023-3 A3 5.38 11/20/2026		259.30	259.30
10/20/2025	Principal Paydown	379929AD4	280,000.00	GMALT 2023-3 A3 5.38 11/20/2026	32,978.12		32,978.12
10/20/2025	Coupon	43815PAC3	168,521.58	HAROT 2022-2 A3 3.73 07/20/2026		94.40	94.40
10/20/2025	Principal Paydown	43815PAC3	168,521.58	HAROT 2022-2 A3 3.73 07/20/2026	14,745.27		14,745.27
10/27/2025	Coupon	05602RAD3	99,006.01	BMWOT 2022-A A3 3.21 08/25/2026		10.98	10.98
10/27/2025	Effective Maturity	05602RAD3	99,006.01	BMWOT 2022-A A3 3.21 08/25/2026	4,104.86		4,104.86
10/27/2025	Coupon	05611UAD5	1,000,000.00	BMWLT 2024-1 A3 4.98 03/25/2027		3,313.53	3,313.53
10/27/2025	Principal Paydown	05611UAD5	1,000,000.00	BMWLT 2024-1 A3 4.98 03/25/2027	82,897.57		82,897.57
10/27/2025	Coupon	096919AD7	600,000.00	BMWOT 2024-A A3 5.18 02/26/2029		2,590.00	2,590.00
10/27/2025	Coupon	3137BSP72	2,000,000.00	FHMS K-058 A2 2.653 08/25/2026		4,421.67	4,421.67
10/27/2025	Coupon	3137BTUM1	875,787.14	FHMS K-061 A2 3.347 11/25/2026		2,401.89	2,401.89
10/27/2025	Principal Paydown	3137BTUM1	875,787.14	FHMS K-061 A2 3.347 11/25/2026	1,893.76		1,893.76
10/27/2025	Coupon	3137BVZ82	862,000.00	FHMS K-063 A2 3.43 01/25/2027		2,463.88	2,463.88
10/27/2025	Coupon	3137F1G44	1,000,000.00	FHMS K-065 A2 3.243 04/25/2027		2,702.50	2,702.50
10/27/2025	Coupon	3137F4X72	1,165,000.00	FHMS K-075 A2 3.65 02/25/2028		3,543.54	3,543.54
10/27/2025	Coupon	3137FBU79	1,237,370.53	FHMS K-069 A2 3.187 09/25/2027		3,241.25	3,241.25
10/27/2025	Principal Paydown	3137FBU79	1,237,370.53	FHMS K-069 A2 3.187 09/25/2027	2,197.71		2,197.71

CASH FLOW REPORT



Murrieta Consolidated | Account | As of January 31, 2025

Payment Date	Transaction Type	CUSIP	Quantity	Security Description	Principal Amount	Income	Total Amount
10/27/2025	Coupon	3137FJEH8	1,250,000.00	FHMS K-081 A2 3.9 08/25/2028		4,062.50	4,062.50
10/27/2025	Coupon	3137H5YC5	1,500,000.00	FHMS K-748 A2 2.26 01/25/2029		2,825.00	2,825.00
10/31/2025	Coupon	9128285J5	2,500,000.00	UNITED STATES TREASURY 3.0 10/31/2025		37,500.00	37,500.00
10/31/2025	Final Maturity	9128285J5	2,500,000.00	UNITED STATES TREASURY 3.0 10/31/2025	2,500,000.00		2,500,000.00
October 2025 Total					2,766,444.92	217,775.14	2,984,220.06
NOVEMBER 2025							
11/03/2025	Coupon	00440EAV9	1,000,000.00	CHUBB INA HOLDINGS LLC 3.35 05/03/2026		16,750.00	16,750.00
11/03/2025	Coupon	74456QBU9	750,000.00	PUBLIC SERVICE ELECTRIC AND GAS CO 3.7 05/01/2028		13,875.00	13,875.00
11/10/2025	Coupon	3133ERDZ1	1,000,000.00	FEDERAL FARM CREDIT BANKS FUNDING CORP 4.75 05/08/2026		23,750.00	23,750.00
11/10/2025	Coupon	665859AW4	1,000,000.00	NORTHERN TRUST CORP 4.0 05/10/2027		20,000.00	20,000.00
11/10/2025	Coupon	713448FW3	510,000.00	PEPSICO INC 5.125 11/10/2026		13,068.75	13,068.75
11/17/2025	Coupon	009158AY2	1,500,000.00	AIR PRODUCTS AND CHEMICALS INC 1.85 05/15/2027		13,875.00	13,875.00
11/17/2025	Coupon	02582JKH2	640,000.00	AMXCA 2024-1 A 5.23 04/16/2029		2,789.33	2,789.33
11/17/2025	Coupon	161571HT4	1,320,000.00	CHAIT 2023-1 A 5.16 09/15/2028		5,676.00	5,676.00
11/17/2025	Coupon	3130AXU63	1,750,000.00	FEDERAL HOME LOAN BANKS 4.625 11/17/2026		40,468.75	40,468.75
11/17/2025	Coupon	341081GN1	1,500,000.00	FLORIDA POWER & LIGHT CO 4.4 05/15/2028		33,000.00	33,000.00
11/17/2025	Coupon	36265WAD5	171,908.08	GMCAR 2022-3 A3 3.64 04/16/2027		114.26	114.26
11/17/2025	Principal Paydown	36265WAD5	171,908.08	GMCAR 2022-3 A3 3.64 04/16/2027	12,565.97		12,565.97
11/17/2025	Coupon	437918AC9	1,250,000.00	HAROT 2024-1 A3 5.21 08/15/2028		5,190.29	5,190.29
11/17/2025	Principal Paydown	437918AC9	1,250,000.00	HAROT 2024-1 A3 5.21 08/15/2028	71,576.84		71,576.84
11/17/2025	Coupon	47800RAD5	335,000.00	JDOT 2024 A3 4.96 11/15/2028		1,384.67	1,384.67
11/17/2025	Coupon	58769GAD5	545,000.00	MBALT 2024-B A3 4.23 02/15/2028		1,921.13	1,921.13
11/17/2025	Coupon	58770JAD6	350,000.00	MBALT 2024-A A3 5.32 01/18/2028		1,551.85	1,551.85
11/17/2025	Coupon	9128283F5	1,400,000.00	UNITED STATES TREASURY 2.25 11/15/2027		15,750.00	15,750.00
11/17/2025	Coupon	9128285M8	2,000,000.00	UNITED STATES TREASURY 3.125 11/15/2028		31,250.00	31,250.00
11/17/2025	Coupon	912828M56	2,500,000.00	UNITED STATES TREASURY 2.25 11/15/2025		28,125.00	28,125.00
11/17/2025	Final Maturity	912828M56	2,500,000.00	UNITED STATES TREASURY 2.25 11/15/2025	2,500,000.00		2,500,000.00
11/17/2025	Coupon	912828U24	3,000,000.00	UNITED STATES TREASURY 2.0 11/15/2026		30,000.00	30,000.00

CASH FLOW REPORT



Murrieta Consolidated | Account | As of January 31, 2025

Payment Date	Transaction Type	CUSIP	Quantity	Security Description	Principal Amount	Income	Total Amount
11/18/2025	Coupon	43815PAC3	168,521.58	HAROT 2022-2 A3 3.73 07/20/2026		48.56	48.56
11/18/2025	Principal Paydown	43815PAC3	168,521.58	HAROT 2022-2 A3 3.73 07/20/2026	14,353.42		14,353.42
11/20/2025	Coupon	3133ERFJ5	1,000,000.00	FEDERAL FARM CREDIT BANKS FUNDING CORP 4.5 05/20/2027		22,500.00	22,500.00
11/20/2025	Coupon	36269FAD8	455,000.00	GMALT 2024-1 A3 5.09 03/22/2027		1,267.20	1,267.20
11/20/2025	Principal Paydown	36269FAD8	455,000.00	GMALT 2024-1 A3 5.09 03/22/2027	48,533.23		48,533.23
11/20/2025	Coupon	379929AD4	280,000.00	GMALT 2023-3 A3 5.38 11/20/2026		111.45	111.45
11/20/2025	Effective Maturity	379929AD4	280,000.00	GMALT 2023-3 A3 5.38 11/20/2026	24,858.10		24,858.10
11/25/2025	Coupon	05611UAD5	1,000,000.00	BMWLT 2024-1 A3 4.98 03/25/2027		2,969.51	2,969.51
11/25/2025	Principal Paydown	05611UAD5	1,000,000.00	BMWLT 2024-1 A3 4.98 03/25/2027	86,266.94		86,266.94
11/25/2025	Coupon	096919AD7	600,000.00	BMWOT 2024-A A3 5.18 02/26/2029		2,590.00	2,590.00
11/25/2025	Coupon	3137BSP72	2,000,000.00	FHMS K-058 A2 2.653 08/25/2026		4,421.67	4,421.67
11/25/2025	Coupon	3137BTUM1	875,787.14	FHMS K-061 A2 3.347 11/25/2026		2,396.60	2,396.60
11/25/2025	Principal Paydown	3137BTUM1	875,787.14	FHMS K-061 A2 3.347 11/25/2026	1,796.64		1,796.64
11/25/2025	Coupon	3137BVZ82	862,000.00	FHMS K-063 A2 3.43 01/25/2027		2,463.88	2,463.88
11/25/2025	Coupon	3137F1G44	1,000,000.00	FHMS K-065 A2 3.243 04/25/2027		2,702.50	2,702.50
11/25/2025	Coupon	3137F4X72	1,165,000.00	FHMS K-075 A2 3.65 02/25/2028		3,543.54	3,543.54
11/25/2025	Coupon	3137FBU79	1,237,370.53	FHMS K-069 A2 3.187 09/25/2027		3,235.41	3,235.41
11/25/2025	Principal Paydown	3137FBU79	1,237,370.53	FHMS K-069 A2 3.187 09/25/2027	2,071.15		2,071.15
11/25/2025	Coupon	3137FJEH8	1,250,000.00	FHMS K-081 A2 3.9 08/25/2028		4,062.50	4,062.50
11/25/2025	Coupon	3137H5YC5	1,500,000.00	FHMS K-748 A2 2.26 01/25/2029		2,825.00	2,825.00
November 2025							
Total					2,762,022.29	353,677.85	3,115,700.13
DECEMBER 2025							
12/01/2025	Coupon	023135CN4	425,000.00	AMAZON.COM INC 4.6 12/01/2025		9,775.00	9,775.00
12/01/2025	Final Maturity	023135CN4	425,000.00	AMAZON.COM INC 4.6 12/01/2025	425,000.00		425,000.00
12/08/2025	Coupon	48125LRU8	1,575,000.00	JPMORGAN CHASE BANK NA 5.11 12/08/2026		40,241.25	40,241.25
12/09/2025	Coupon	3130AVVX7	1,120,000.00	FEDERAL HOME LOAN BANKS 3.75 06/09/2028		21,000.00	21,000.00
12/09/2025	Coupon	3130AWC24	2,000,000.00	FEDERAL HOME LOAN BANKS 4.0 06/09/2028		40,000.00	40,000.00
12/12/2025	Coupon	3130AWLZ1	2,000,000.00	FEDERAL HOME LOAN BANKS 4.75 06/12/2026		47,500.00	47,500.00
12/15/2025	Coupon	02582JKH2	640,000.00	AMXCA 2024-1 A 5.23 04/16/2029		2,789.33	2,789.33
12/15/2025	Coupon	161571HT4	1,320,000.00	CHAIT 2023-1 A 5.16 09/15/2028		5,676.00	5,676.00

CASH FLOW REPORT



Murrieta Consolidated | Account | As of January 31, 2025

Payment Date	Transaction Type	CUSIP	Quantity	Security Description	Principal Amount	Income	Total Amount
12/15/2025	Coupon	437918AC9	1,250,000.00	HAROT 2024-1 A3 5.21 08/15/2028		4,879.53	4,879.53
12/15/2025	Principal Paydown	437918AC9	1,250,000.00	HAROT 2024-1 A3 5.21 08/15/2028	67,815.39		67,815.39
12/15/2025	Coupon	47800RAD5	335,000.00	JDOT 2024 A3 4.96 11/15/2028		1,384.67	1,384.67
12/15/2025	Principal Paydown	47800RAD5	335,000.00	JDOT 2024 A3 4.96 11/15/2028	919.06		919.06
12/15/2025	Coupon	58769GAD5	545,000.00	MBALT 2024-B A3 4.23 02/15/2028		1,921.13	1,921.13
12/15/2025	Coupon	58770JAD6	350,000.00	MBALT 2024-A A3 5.32 01/18/2028		1,551.85	1,551.85
12/16/2025	Coupon	36265WAD5	171,908.08	GMCAR 2022-3 A3 3.64 04/16/2027		76.14	76.14
12/16/2025	Principal Paydown	36265WAD5	171,908.08	GMCAR 2022-3 A3 3.64 04/16/2027	11,947.83		11,947.83
12/18/2025	Coupon	43815PAC3	168,521.58	HAROT 2022-2 A3 3.73 07/20/2026		3.95	3.95
12/18/2025	Effective Maturity	43815PAC3	168,521.58	HAROT 2022-2 A3 3.73 07/20/2026	1,269.90		1,269.90
12/22/2025	Coupon	36269FAD8	455,000.00	GMALT 2024-1 A3 5.09 03/22/2027		1,061.34	1,061.34
12/22/2025	Principal Paydown	36269FAD8	455,000.00	GMALT 2024-1 A3 5.09 03/22/2027	43,730.88		43,730.88
12/22/2025	Coupon	58989V2F0	1,000,000.00	MET TOWER GLOBAL FUNDING 5.4 06/20/2026		27,000.00	27,000.00
12/25/2025	Coupon	05611UAD5	1,000,000.00	BMWLT 2024-1 A3 4.98 03/25/2027		2,611.50	2,611.50
12/25/2025	Principal Paydown	05611UAD5	1,000,000.00	BMWLT 2024-1 A3 4.98 03/25/2027	73,905.32		73,905.32
12/25/2025	Coupon	096919AD7	600,000.00	BMWOT 2024-A A3 5.18 02/26/2029		2,590.00	2,590.00
12/25/2025	Coupon	3137BSP72	2,000,000.00	FHMS K-058 A2 2.653 08/25/2026		4,421.67	4,421.67
12/25/2025	Coupon	3137BTUM1	875,787.14	FHMS K-061 A2 3.347 11/25/2026		2,391.59	2,391.59
12/25/2025	Principal Paydown	3137BTUM1	875,787.14	FHMS K-061 A2 3.347 11/25/2026	1,905.04		1,905.04
12/25/2025	Coupon	3137BVZ82	862,000.00	FHMS K-063 A2 3.43 01/25/2027		2,463.88	2,463.88
12/25/2025	Coupon	3137F1G44	1,000,000.00	FHMS K-065 A2 3.243 04/25/2027		2,702.50	2,702.50
12/25/2025	Coupon	3137F4X72	1,165,000.00	FHMS K-075 A2 3.65 02/25/2028		3,543.54	3,543.54
12/25/2025	Coupon	3137FBU79	1,237,370.53	FHMS K-069 A2 3.187 09/25/2027		3,229.91	3,229.91
12/25/2025	Principal Paydown	3137FBU79	1,237,370.53	FHMS K-069 A2 3.187 09/25/2027	2,210.99		2,210.99
12/25/2025	Coupon	3137FJEH8	1,250,000.00	FHMS K-081 A2 3.9 08/25/2028		4,062.50	4,062.50
12/25/2025	Coupon	3137H5YC5	1,500,000.00	FHMS K-748 A2 2.26 01/25/2029		2,825.00	2,825.00
12/26/2025	Coupon	437076DB5	740,000.00	HOME DEPOT INC 4.875 06/25/2027		18,037.50	18,037.50
12/31/2025	Coupon	9128285T3	2,500,000.00	UNITED STATES TREASURY 2.625 12/31/2025		32,812.50	32,812.50
12/31/2025	Final Maturity	9128285T3	2,500,000.00	UNITED STATES TREASURY 2.625 12/31/2025	2,500,000.00		2,500,000.00
12/31/2025	Coupon	912828YX2	1,750,000.00	UNITED STATES TREASURY 1.75 12/31/2026		15,312.50	15,312.50
12/31/2025	Coupon	91282CEW7	1,300,000.00	UNITED STATES TREASURY 3.25 06/30/2027		21,125.00	21,125.00

CASH FLOW REPORT



Murrieta Consolidated | Account | As of January 31, 2025

Payment Date	Transaction Type	CUSIP	Quantity	Security Description	Principal Amount	Income	Total Amount
December 2025							
Total					3,128,704.40	322,989.77	3,451,694.18
Grand Total			499,774,023.57		37,095,457.92	4,260,126.50	41,355,584.42

IMPORTANT DISCLOSURES



Murrieta Consolidated | Account | As of January 31, 2025

Chandler Asset Management, Inc. (“Chandler”) is an SEC registered investment adviser. For additional information about our firm, please see our current disclosures (Form ADV). To obtain a copy of our current disclosures, you may contact your client service representative by calling the number on the front of this statement or you may visit our website at www.chandlerasset.com.

Information contained in this monthly statement is confidential and is provided for informational purposes only and should not be construed as specific investment or legal advice. The information contained herein was obtained from sources believed to be reliable as of the date of this statement, but may become outdated or superseded at any time without notice.

Custody: Your qualified custodian bank maintains control of all assets reflected in this statement and we urge you to compare this statement to the one you receive from your qualified custodian. Chandler does not have any authority to withdraw or deposit funds from/to the custodian account.

Valuation: Prices are provided by IDC, an independent pricing source. In the event IDC does not provide a price or if the price provided is not reflective of fair market value, Chandler will obtain pricing from an alternative approved third party pricing source in accordance with our written valuation policy and procedures. Our valuation procedures are also disclosed in Item 5 of our Form ADV Part 2A.

Performance: Performance results are presented gross-of-advisory fees and represent the client’s Total Return. The deduction of advisory fees lowers performance results. These results include the reinvestment of dividends and other earnings. Past performance may not be indicative of future results. Therefore, clients should not assume that future performance of any specific investment or investment strategy will be profitable or equal to past performance levels. All investment strategies have the potential for profit or loss. Economic factors, market conditions or changes in investment strategies, contributions or withdrawals may materially alter the performance and results of your portfolio.

Source ICE Data Indices, LLC (“ICE”), used with permission. ICE PERMITS USE OF THE ICE INDICES AND RELATED DATA ON AN “AS IS” BASIS; ICE, ITS AFFILIATES AND THEIR RESPECTIVE THIRD PARTY SUPPLIERS DISCLAIM ANY AND ALL WARRANTIES AND REPRESENTATIONS, EXPRESS AND/OR IMPLIED, INCLUDING ANY WARRANTIES OF MERCHANTABILITY OR FITNESS FOR A PARTICULAR PURPOSE OR USE, INCLUDING THE INDICES, INDEX DATA AND ANY DATA INCLUDED IN, RELATED TO, OR DERIVED THEREFROM. NEITHER ICE DATA, ITS AFFILIATES OR THEIR RESPECTIVE THIRD PARTY PROVIDERS GUARANTEE THE QUALITY, ADEQUACY, ACCURACY, TIMELINESS OR COMPLETENESS OF THE INDICES OR THE INDEX DATA OR ANY COMPONENT THEREOF, AND THE INDICES AND INDEX DATA AND ALL COMPONENTS THEREOF ARE PROVIDED ON AN “AS IS” BASIS AND LICENSEE’S USE IS AT LICENSEE’S OWN RISK. ICE DATA, ITS AFFILIATES AND THEIR RESPECTIVE THIRD PARTY DO NOT SPONSOR, ENDORSE, OR RECOMMEND CHANDLER, OR ANY OF ITS PRODUCTS OR SERVICES.

Index returns assume reinvestment of all distributions. Historical performance results for investment indexes generally do not reflect the deduction of transaction and/or custodial charges or the deduction of an investment management fee, the incurrence of which would have the effect of decreasing historical performance results. It is not possible to invest directly in an index.

Ratings: Ratings information have been provided by Moody’s, S&P and Fitch through data feeds we believe to be reliable as of the date of this statement, however we cannot guarantee its accuracy.

Security level ratings for U.S. Agency issued mortgage-backed securities (“MBS”) reflect the issuer rating because the securities themselves are not rated. The issuing U.S. Agency guarantees the full and timely payment of both principal and interest and carries a high rating by S&P, Moody’s and Fitch respectively.