

**CITY OF MURRIETA
Council Chambers
1 Town Square
Murrieta, CA 92562**



**Tuesday, February 17, 2026
4:00 PM REGULAR MEETING
CLOSED SESSION FOLLOWING
REGULAR MEETING**

The City of Murrieta intends to comply with the Americans with Disabilities Act (ADA). Persons with special needs should call the City Clerk Department at (951) 461-6031 or email at CityClerk@murrietaca.gov at least 72 hours in advance. Any writings or documents provided to a majority of the City Council regarding any item on this agenda will be made available for public inspection at the public counter at City Hall located at 1 Town Square, Murrieta, CA during normal business hours.

Any presentation requiring the use of the City of Murrieta's equipment must be submitted to the City Clerk's department 72 hours prior to the scheduled City Council meeting at City Hall located at 1 Town Square, Murrieta, CA; via email at CityClerk@MurrietaCA.gov or call (951) 461-6031. Any writings or documents provided to a majority of the City Council regarding any item on this agenda will be made available for public inspection at the public counter at City Hall located at 1 Town Square, Murrieta, CA during normal business hours.

**Jon Levell
Mayor**

**Ron Holliday
Mayor Pro Tem**

**Lisa DeForest
Council Member**

**Lori Stone
Council Member**

**Cindy Warren
Council Member**

**Justin Clifton, City Manager
Tiffany Israel, City Attorney
Cristal McDonald, City Clerk**

**MURRIETA CITY COUNCIL (CC)
MURRIETA COMMUNITY SERVICES DISTRICT (CSD)
MURRIETA FIRE DISTRICT (FD)
MURRIETA LIBRARY BOARD (LB)
MURRIETA REDEVELOPMENT SUCCESSOR AGENCY (RSA)
MURRIETA HOUSING AUTHORITY (HA)
MURRIETA FINANCING AUTHORITY (FA)**

**YOU MAY VIEW THE MEETING LIVESTREAMED VIA THE CITY'S WEBSITE AT
<https://murrieta.legistar.com/Calendar.aspx>**

4:00 PM REGULAR MEETING**CALL TO ORDER****ROLL CALL****PLEDGE OF ALLEGIANCE****INVOCATION****PRESENTATIONS**

Certificate of Recognition: Good Samaritan - Dylan Safemaster

APPROVAL OF AGENDA**CITY MANAGER - ADMINISTRATIVE UPDATE**

Fire Department: Annual Report - Fire Chief Bernard Molloy

Fire Department: Insurance Services Office - Fire Chief Bernard Molloy

**GOVERNING BODY COMMISSION/COMMITTEE/BOARD (CCB)
REPORTS/ANNOUNCEMENTS**

Governing Body CCB Reports is the opportunity for the City Council to provide a brief report on conferences, seminars, and Commission, Committees, and/or Boards meeting attendance. Reports shall not exceed three minutes. Governing Body Announcements is the opportunity for the City Council to provide miscellaneous reports and announcements. Announcements shall not exceed two minutes. The City Clerk will use the computerized timer.

PUBLIC COMMENTS (NON-AGENDA)

At this time any person may address the governing bodies on any subject pertaining to City business, which does not relate to any item listed on the printed agenda. Normally no action may be considered or taken by the governing bodies on any matter not listed on the agenda. Each speaker will be limited to three minutes.

CONSENT CALENDAR - APPROVAL OF ITEMS 1 – 9

All matters listed on the Consent Calendar are to be considered routine by the governing bodies, and will be enacted by one motion in the form listed. There will be no discussion of these items unless, before the governing body votes on the motion to adopt, specific items are removed from the Consent Calendar for separate motions.

1. Waive Reading of All Ordinance Adoptions on the Agenda and Read by Title Only

Recommended Action:

Waive reading, by title only, of all Ordinances and Resolutions. Said Ordinances and Resolutions which appear on the public agenda shall be determined to have been read by title and further reading waived.

2. Minutes

Recommended Action:

Approve the minutes from the February 3, 2026 Regular meeting.

3. Check Register December 2025

Recommended Action:

Adopt Resolution No. 26-4909 entitled: *A Resolution of the City Council of the City of Murrieta, California, Ratifying the Consolidated Check Register for the month of December 2025.*

4. Monthly Investment Transaction Report for December 2025

Recommended Action:

Receive and file the Monthly Investment Transaction Report for December 2025.

5. Treasurer's Report - Quarter 2 of Fiscal Year 2025/26

Recommended Action:

Receive the Fiscal Year 2025/26 Treasurer's Reports for Quarter 2 (October - December 2025).

6. Authorization to Submit CalRecycle Grant Applications

Recommended Action:

Adopt Resolution No. 26-4910 entitled: *A Resolution of the City Council of the City of Murrieta, California, Authorizing Submittal of Application(s) for all CalRecycle Grants for which City of Murrieta is Eligible.*

7. Agreement with Johnson Equipment Co. for As-Needed Fleet Maintenance and Upfitting Services for the City of Murrieta

Recommended Action:

Award a contract services agreement to Johnson Equipment Co. for as-needed fleet maintenance and upfitting services for the City of Murrieta in an amount not to exceed \$809,000, for a three (3) year term and

Authorize the City Manager to execute the agreement.

8. Tobacco Law Enforcement GrantRecommended Action:

Adopt Resolution No. 26-4911 entitled: *A Resolution of the City Council of the City of Murrieta, California, Authorizing the City Manager to Accept Grant Funding from the State of California Department of Justice, Office of Attorney General in an Amount Not to Exceed \$167,997 to Implement Strategies to Reduce Underage Tobacco Use; And Agreeing to the Terms of that Grant;*

Amend the Fiscal Year 2026/27 Operating Budget to allocate and appropriate the grant funding; and

Authorize the City Manager, and/or their designee, to execute the Memorandum of Understanding and all necessary documents to accept the grant.

9. Acceptance of Public Improvements in Parcel Map 38185Recommended Action:

Accept the Public Improvements in Parcel Map 38185, located south of Clinton Keith Road, and east of Whitewood Road;

Authorize City Engineer to release ninety percent (90%) of the related security bonds in place; and

Request the Municipal Services Department to perform continued maintenance of the aforementioned public improvements in conformance with the City of Murrieta's maintenance standard.

PULLED CONSENT CALENDAR ITEMS**DISCUSSION****10. Homeless Services Funding Source Adjustment and Budget Amendment**Recommended Action:

Authorize the use of existing Encampment Resolution Funding to support a two (2)-member City Net street outreach team serving the cities of Murrieta and Wildomar;

Authorize the use of existing Encampment Resolution Funding to fund a limited number of emergency shelter beds at the Murrieta Emergency Shelter operated by Project Touch;

Authorize the use of existing Encampment Resolution Funding of approximately \$109,252; and

Amend the Fiscal Year (FY) 2025/26 Operating Budget to establish an appropriation of \$446,300 using General Fund Unassigned Fund Balance.

RECONSIDERATION**COUNCIL MEMBER REQUESTS TO ADD OR WITHDRAW ITEMS TO FUTURE AGENDAS**

PUBLIC COMMENTS (NON-AGENDA, AGENDIZED, CLOSED SESSION)

CLOSED SESSION

- CS1.** Conference with Legal Counsel - Anticipated Litigation
The City Council will conduct a close session, pursuant to Government Code section 54956.9(d)(2), because there is a significant exposure to litigation in three (3) cases.

- CS2.** Conference with Labor Negotiators
The City Council will conduct a closed session, pursuant to Government Code Section 54957.6, with the City Manager, Assistant City Manager, Deputy City Manager, City Attorney, and the City's Negotiators, regarding labor negotiations with the Murrieta Police Officers Association, Murrieta Police Management Association, Murrieta Firefighters Association, Murrieta Fire Management Association.

ANNOUNCEMENT OF CLOSED SESSION ITEMS

RECESS TO CLOSED SESSION

CALL TO ORDER

ROLL CALL

ANNOUNCEMENT OF CLOSED SESSION ACTION

ADJOURNMENT

Aidan Zingg Commemoration



CITY OF MURRIETA

City Council Meeting Agenda

Report

2/17/2026
Agenda Item No.

Subject:
Certificate of Recognition: Good Samaritan - Dylan Safemaster



CITY OF MURRIETA

City Council Meeting Agenda

Report

2/17/2026
Agenda Item No.



CITY OF MURRIETA

City Council Meeting Agenda

Report

2/17/2026
Agenda Item No.



CITY OF MURRIETA

City Council Meeting Agenda Report

2/17/2026
Agenda Item No. 1.

TO: HONORABLE MAYOR AND MEMBERS OF THE CITY COUNCIL

FROM: Cristal McDonald, City Clerk

PREPARED BY: Kimberly Ramirez, Deputy City Clerk

SUBJECT: Waive Reading of All Ordinance Adoptions on the Agenda and Read by Title
Only

RECOMMENDATION

Waive reading, by title only, of all Ordinances and Resolutions. Said Ordinances and Resolutions which appear on the public agenda shall be determined to have been read by title and further reading waived.



CITY OF MURRIETA

City Council Meeting Agenda Report

2/17/2026
Agenda Item No. 2.

TO: HONORABLE MAYOR AND MEMBERS OF THE CITY COUNCIL

FROM: Cristal McDonald, City Clerk

PREPARED BY: Kimberly Ramirez, Deputy City Clerk

SUBJECT: Minutes

RECOMMENDATION

Approve the minutes from the February 3, 2026 Regular meeting.

ATTACHMENTS

ATT 1 - February 3, 2026 Minutes

**CITY OF MURRIETA
Council Chambers
1 Town Square
Murrieta, CA 92562**



**Tuesday, February 3, 2026
4:00 PM REGULAR MEETING
(CONSENT, DISCUSSION,
WORKSHOP)
CLOSED SESSION
FOLLOWING REGULAR
MEETING**

The City of Murrieta intends to comply with the Americans with Disabilities Act (ADA). Persons with special needs should call the City Clerk Department at (951) 461-6031 or email at CityClerk@murrietaca.gov at least 72 hours in advance. Any writings or documents provided to a majority of the City Council regarding any item on this agenda will be made available for public inspection at the public counter at City Hall located at 1 Town Square, Murrieta, CA during normal business hours.

Any presentation requiring the use of the City of Murrieta's equipment must be submitted to the City Clerk's department 72 hours prior to the scheduled City Council meeting at City Hall located at 1 Town Square, Murrieta, CA; via email at CityClerk@MurrietaCA.gov or call (951) 461-6031. Any writings or documents provided to a majority of the City Council regarding any item on this agenda will be made available for public inspection at the public counter at City Hall located at 1 Town Square, Murrieta, CA during normal business hours.

**Jon Levell
Mayor**

**Ron Holliday
Mayor Pro Tem**

**Lisa DeForest
Council Member**

**Lori Stone
Council Member**

**Cindy Warren
Council Member**

**Justin Clifton, City Manager
Tiffany Israel, City Attorney
Cristal McDonald, City Clerk**

**MURRIETA CITY COUNCIL (CC)
MURRIETA COMMUNITY SERVICES DISTRICT (CSD)
MURRIETA FIRE DISTRICT (FD)
MURRIETA LIBRARY BOARD (LB)
MURRIETA REDEVELOPMENT SUCCESSOR AGENCY (RSA)
MURRIETA HOUSING AUTHORITY (HA)
MURRIETA FINANCING AUTHORITY (FA)**

**YOU MAY VIEW THE MEETING LIVESTREAMED VIA THE CITY'S WEBSITE AT
<https://murrieta.legistar.com/Calendar.aspx>**

4:00 PM REGULAR MEETING

CALL TO ORDER 4:02 p.m.

ROLL CALL

Present: Council Member Cindy Warren
Council Member Lori Stone
Council Member Lisa DeForest
Mayor Pro Tem Ron Holliday
Mayor Jon Levell

Absent: None

PLEDGE OF ALLEGIANCE Council Member Warren

INVOCATION Melissa Rusler, Murrieta United Methodist Church

PRESENTATIONS None

APPROVAL OF AGENDA

Action: It was moved by Council Member DeForest, seconded by Council Member Warren, to approve the Agenda for February 3, 2026.

The motion carried by the following vote:

Ayes: Warren, DeForest, Stone, Holliday, Levell
Noes: None
Absent: None

CITY MANAGER - ADMINISTRATIVE UPDATE

**GOVERNING BODY COMMISSION/COMMITTEE/BOARD (CCB)
REPORTS/ANNOUNCEMENTS**

Council Member Warren: Provided attendance/reported the following:
• Riverside Transit Agency (RTA)
• Southwest Elected Leaders Collaborative
• Riverside County Transportation Commission (RCTC)

Provided Announcements to be made part of the City’s record.

Council Member DeForest: Deferred Governing Body Reports to the next meeting and provided verbal announcements.

Council Member Stone: Provided attendance/reported the following:
• Southwest Elected Leaders Collaborative
• Western Riverside Council of Governments (WRCOG)
• Code Enforcement Subcommittee

Provided Announcements to be made part of the City’s record.

- Mayor Pro Tem Holliday: Provided attendance/reported the following:
 - Regional Conservation Authority (RCA)
 - Code Enforcement Subcommittee

Provided Announcements to be made part of the City’s record.
- Mayor Levell: Provided verbal Announcements.

PUBLIC COMMENTS (NON-AGENDA)

- Kham Thai: Spoke on concerns regarding a nearby project affecting their property.
- Kim Gerrish: Presented a certificate of appreciation from Michelle’s Place.
- John Leonard: Spoke on the citizens’ Riverside election integrity commission’s findings.
- Greg Langworthy: Provided a PowerPoint presentation and spoke on the citizens’ Riverside election integrity commission’s findings.
- Carol Hanes with donated time from Barbara Tilton: Requested the XYZ lunches held at the Murrieta Senior Center be included as part of the City’s liability umbrella coverage or have the insurance cost be subsidized.

CONSENT CALENDAR - APPROVAL OF ITEMS 1 - 8

Action: It was moved by Council Member DeForest, seconded by Mayor Pro Tem Holliday to approve Consent Calendar Item Nos. 1-8.

The motion carried by the following vote:

- Ayes: Warren, DeForest, Stone, Holliday, Levell
- Noes: None
- Absent: None

1. Waive Reading of All Ordinance Adoptions on the Agenda and Read by Title Only

Recommended Action:

Waive reading, by title only, of all Ordinances and Resolutions. Said Ordinances and Resolutions which appear on the public agenda shall be determined to have been read by title and further reading waived.

2. Minutes

Recommended Action:

Approve the minutes from the December 16, 2025 and January 20, 2026 Regular meeting.

3. Check Register November 2025

Recommended Action:

Adopt Resolution No. 26-4907 entitled: *A Resolution of the City Council of the City of Murrieta, California, Ratifying the Consolidated Check Register for the month of November 2025.*

4. Agreement Renewal with Nearmap for Aerial Imagery Services

Recommended Action:

Approve the use of the current Products Agreement with Nearmap for a four-year renewal of aerial imagery services and associated products;

Approve the contract amount not-to-exceed \$114,450; and

Authorize the City Manager to execute the Agreement with Nearmap.

5. Adoption of the 2026 Legislative Platform

Recommended Action:

Approve the 2026 Legislative Platform, as presented.

6. Authorization of Auto-Extrication Equipment Purchase

Recommended Action:

Authorize the purchase of auto-extrication equipment from L.N. Curtis, in the amount of \$119,088.25, using State of California Office of Traffic Safety grant funds through a cooperative purchasing agreement in accordance with Municipal Code Section 3.08.295; and

Authorize the City Manager, or designee, to execute all documents necessary to complete the equipment purchase.

7. Project Management Services for the Keller Road at I-215 Interchange Project, CIP No. 8449

Recommended Action:

Approve the Agreement for Project Management Services for the Keller Road at I-215 Interchange project, CIP No. 8449, with PrimeLine Civil Engineering, Inc., in the amount of \$425,984.00;

Authorize a ten percent (10%) engineering design contingency of \$42,598.40; and

Authorize the City Manager to execute the Agreement with PrimeLine Civil Engineering, Inc. and amendments to the Agreement not to exceed ten percent .

8. Approval of the Successor Memorandum of Understanding with the Murrieta Police Management Association

Recommended Action:

Adopt Resolution No. 26-4908, entitled: *A Resolution of the City Council of the City of Murrieta, California, Approving, Adopting and Implementing a Successor Memorandum of Understanding between the City of Murrieta and the Murrieta Police Management Association for the Period July 1, 2023, through June 30, 2026.*

PULLED CONSENT CALENDAR ITEMS None

DISCUSSION

- 9. Presentation and Review of the City of Murrieta's Fiscal Year 2024/25 Annual Comprehensive Financial Report and Single Audit Report

Staff report and PowerPoint provided by Accounting Manager Ashley Lopez and City Consultant Jeffrey McKennan with RAMS.

Public Comments: None

Action: After discussion, it was moved by Council Member DeForest, seconded by Mayor Pro Tem Holliday to receive and file the Fiscal Year 2024/25 Annual Comprehensive Financial and Single Audit Reports.

The motion carried by the following vote:

Ayes: Warren, DeForest, Stone, Holliday, Levell
 Noes: None
 Absent: None

WORKSHOP

- 10. Hillside Updates (DCA-2021-2396) - Workshop 6

Staff report and PowerPoint presentation provided by Senior Planner Chris Tracy.

Development Services Director David Chantarangsu, Deputy Director of Development Services Jarrett Ramaiya, GIS Analyst Cameron Butt, Fire Marshal Doug Strosnider, and a Landscaping City Consultant were available to answer questions from the City Council.

The following topics were discussed:

- Retaining walls;
- Landscaping standards;
- Fire severity zones;
- Developed and undeveloped properties; and
- Citywide standards.

Kassen Klein: Spoke on retaining wall issues, support in separating hillside and Citywide focus; tree removal credits, and definitions of undisturbed.

Alan Long: Spoke on the visual concerns of retaining walls, support in separating hillside and Citywide focus, Senate Bill 9, and insurance companies.

- Sherrie Munroe: Spoke on conditions of approval, requirements by non-city agencies, and residential homes.
- Dennis Hollingsworth: Spoke on retaining walls.

Action: Via consensus the City Council provided the following direction:

- Approved retaining wall types (Geogrid, Concrete Masonry Units (CMU) walls; Keystone Walls);
- Landscaping for retaining walls to include larger plant sizes earlier in the process;
- Review process for retaining walls that includes Director's decision and appeals to the Planning Commission;
- Hillside Ordinance will be separate from Citywide standards;
 - Retaining walls will be a part of the Hillside Ordinance and will be brought back for further discussion at a future meeting; and
- Clarification on the definition of undeveloped and developed land.

RECONSIDERATION None

COUNCIL MEMBER REQUESTS TO ADD OR WITHDRAW ITEMS TO FUTURE AGENDAS

11. Chronic Nuisance Abatement Ordinance

Report provided by City Manager Justin Clifton.

Action: Based on the update provided, Council Member DeForest withdrew her request from December 2, 2025, to consider a chronic nuisance abatement ordinance.

12. Prohibiting the Sale, Distribution and Possession of Kratom

Report provided by City Manager Justin Clifton.

City Attorney Tiffany Israel and Police Chief Matt Henry were available to answer questions from the City Council.

Public Comment:

- Dennis Vrooman: Spoke in support of banning Kratom and noted support of Riverside County officials.

Action: Based on the update provided, received consensus to bring back a further discussion on Kratom.

PUBLIC COMMENTS (AGENDIZED, NON-AGENDA, AND CLOSED SESSION) None

ANNOUNCEMENT OF CLOSED SESSION ITEMS

City Clerk Cristal McDonald announced the following Closed Session Items:

CLOSED SESSION

CS1. Conference with Legal Counsel - Anticipated Litigation

The City Council will conduct a close session, pursuant to Government Code section 54956.9(d) (2), because there is a significant exposure to litigation in two (2) cases.

CS2. Conference with Legal Counsel - Anticipated Litigation

The City Council will conduct a closed session, pursuant to Government Code section 54956.9 (d)(4), because the City is considering whether to initiate litigation in one (1) case.

RECESS TO CLOSED SESSION 7:10 p.m.

RECONVENE FROM CLOSED SESSION

CALL TO ORDER 8:27 p.m.

ROLL CALL

Present: Council Member Cindy Warren
Council Member Lisa DeForest
Council Member Lori Stone
Mayor Pro Tem Ron Holliday
Mayor Jon Levell

Absent: None

ANNOUNCEMENT OF CLOSED SESSION ACTION

City Attorney Tiffany Israel reported the following Closed Session Action:

CS1. (two cases): Case 1 – Did not hear this case
Case 2 – No reportable action

CS2.: No reportable action.

ADJOURNMENT 8:29 p.m.

Cristal McDonald, City Clerk



CITY OF MURRIETA

City Council Meeting Agenda

Report

2/17/2026
Agenda Item No. 3.

TO: HONORABLE MAYOR AND MEMBERS OF THE CITY COUNCIL

FROM: Javier Carcamo, Finance Director

PREPARED BY: Missy Matula, Accounting Specialist

SUBJECT: Check Register December 2025

RECOMMENDATION

Adopt Resolution No. 26-4909 entitled: *A Resolution of the City Council of the City of Murrieta, California, Ratifying the Consolidated Check Register for the month of December 2025.*

CITY COUNCIL GOAL

Maintain a high performing organization that values fiscal sustainability, transparency, accountability and organizational efficiency.

BACKGROUND

In accordance with California Government Code (CGC) § 37208, the attached consolidated check register is being presented to the City Council for ratification. To improve transparency, this report provides detailed information on checks and electronic fund transfers including Automated Clearing House (ACH) and Wire payments. This report also summarizes amounts for payroll. Staff have reviewed the request for expenditures for the appropriate budgetary approval and for the authorization from the department director or designee. The attached consolidated check register represents the payments issued for December 2025. In accordance with GCS § 37202, the Director of Finance or designee hereby certifies to the accuracy of the following demands and to the availability of funds for payment. Following is a summary and totals for each type of payment issued in December.

Payment Method	Record Number	Amount
Accounts Payable	Check No. 167173-167565	\$6,203,774.59
ACH/Wires	Wire No. 09002576-09002785 ¹	\$67,424,173.90
Payroll	Pay Date - December 11, 2025	\$2,430,757.24
Payroll	Pay Date - December 25, 2025	\$1,677,606.89
Total December 2025 Payments		\$77,736,312.62

¹Due to the timing differences between assigning a wire number and processing the actual wire transaction through our financial institution, certain wire payments may be out of sequence from the current report. These wire transactions were either reported in the prior month or will be reported in the following month's report.

Wire transactions/numbers reported in the check register for November 2025:

09002577, 09002578, 09002579, 09002580, 09002581, 09002582, 09002583, 09002584, 09002585, 09002586, 09002587, 09002588, 09002589, 09002590, 09002591, 09002592, 09002593, 09002594, 09002595.

Wire transactions/numbers reported in the check register for January 2026:

09002639, 09002640, 09002642, 09002643, 09002644, 09002645, 09002646, 09002647, 09002648, 09002649, 09002650, 09002651, 09002652, 09002653, 09002654, 09002655, 09002656, 09002657, 09002658, 09002659, 09002660, 09002661, 09002662, 09002663, 09002664, 09002665, 09002666, 09002667, 09002668, 09002669, 09002670, 09002772, 09002773, 09002774, 09002775, 09002776, 09002777, 09002778, 09002779, 09002780, 09002781, 09002782.

ATTACHMENTS

ATT 1 - Resolution No. 26-4909

RESOLUTION NO. 26-4909

A RESOLUTION OF THE CITY COUNCIL OF THE CITY OF MURRIETA, CALIFORNIA, RATIFYING THE CONSOLIDATED CHECK REGISTER FOR THE MONTH OF DECEMBER 2025

WHEREAS, Sections 3.12.060 and 3.12.080 of the Murrieta Municipal Code and California Government Code Section 37208 allow prepayment of demands prior to City Council approval with ratification by the City Council at the next City Council meeting.

NOW, THEREFORE, THE CITY COUNCIL OF THE CITY OF MURRIETA, CALIFORNIA, DOES HEREBY RESOLVE AS FOLLOWS:

Section 1. That the consolidated check register, attached as Exhibit A, in the amount of \$77,736,312.62, which includes Accounts Payable \$6,203,774.59 (Check Numbers 167173-167565), Payroll \$4,108,364.13 (pay dates: December 11th, December 25th), and ACH/Wires \$67,424,173.90 (Wire Numbers 09002576-09002785) excluding ACH/Wire numbers listed in Exhibit A, for the month of December 2025 is hereby approved.

PASSED AND ADOPTED this 17th day of February, 2026.

Jon Levell, Mayor

ATTEST:

Cristal McDonald, City Clerk

APPROVED AS TO FORM:

Tiffany Israel, City Attorney

STATE OF CALIFORNIA)
COUNTY OF RIVERSIDE)§
CITY OF MURRIETA)

I, Cristal McDonald, City Clerk of the City of Murrieta, California, do hereby certify that the foregoing Resolution No. 26-4909 was duly passed and adopted by the City Council of the City of Murrieta at the regular meeting thereof, held on the 17th day of February, 2026, and was signed by the Mayor of the said City, and that the same was passed and adopted by the following vote:

AYES:

NOES:

ABSENT:

ABSTAIN:

Cristal McDonald, City Clerk

EXHIBIT A

CONSOLIDATED CHECK REGISTER FOR DECEMBER 2025

Payment Method	Record Number	Amount
Accounts Payable	Check No. 167173-167565	\$6,203,774.59
ACH/Wires	Wire No. 09002576-09002785 ¹	\$67,424,173.90
Payroll	Pay Date – December 11, 2025	\$2,430,757.24
Payroll	Pay Date – December 25, 2025	\$1,677,606.89
Total December 2025 Payments		\$77,736,312.62

¹Excluding Wire Nos. November: 09002577, 09002578, 09002579, 09002580, 09002581, 09002582, 09002583, 09002584, 09002585, 09002586, 09002587, 09002588, 09002589, 09002590, 09002591, 09002592, 09002593, 09002594, 09002595.

¹Excluding Wire Nos. January: 09002639, 09002640, 09002642, 09002643, 09002644, 09002645, 09002646, 09002647, 09002648, 09002649, 09002650, 09002651, 09002652, 09002653, 09002654, 09002655, 09002656, 09002657, 09002658, 09002659, 09002660, 09002661, 09002662, 09002663, 09002664, 09002665, 09002666, 09002667, 09002668, 09002669, 09002670, 09002772, 09002773, 09002774, 09002775, 09002776, 09002777, 09002778, 09002779, 09002780, 09002781, 09002782.

City of Murrieta
FEAP004 Consolidated Check Register by Bank
Detail

Check Dates Between Dec 1, 2025 and Dec 31, 2025

Bank(s): AP

Status(es): IS - Issued, RV - Reversed

Check Type(s): MW - Machine Written

Report Generated on Jan 7, 2026 4:29:50 PM

Page 1

Bank ID: AP -

Check	Issue Date	Payee ID	Payee Name	Reference	2nd Ref	Cancel Date	Check Type	Doc Type	Status	Subsystem	Account	Check Amount				
00167173	12/02/2025	V005319	Benefit Coordinators Corporation BCC	1115/2501230			MW	CHK	IS	OH	1100000-21270	1,998.80				
											1100000-21370	24,589.55				
											1110000-21370	5,523.00				
											1510000-21370	6,943.20				
											1710000-21370	2,235.50				
											3060000-21370	1,146.58				
											3110000-21370	1,367.60				
											3580000-21370	105.20				
											4110000-21370	64.17				
											7010000-21370	105.20				
				1125/2501230							MW	CHK	IS	OH	7260000-21370	1,157.20
															1100000-21270	592.50
															1100000-21730	9,153.80
															1110000-21730	2,073.75
															1510000-21730	2,607.00
															1710000-21730	839.37
															3060000-21730	430.48
															3110000-21730	513.50
															3580000-21730	39.50
															4110000-21730	24.10
										7010000-21730	39.50					
										7260000-21730	434.50					
\$61,984.00																
00167174	12/02/2025	V000184	CA Assoc of Prof Firefighters	1130/2501230			MW	CHK	IS	OH	1110000-21655	176.00				
				2130/2501230			MW	CHK	IS	OH	1510000-21655	768.00				
										1110000-21655	148.50					
										1510000-21655	648.00					
\$1,740.50																
00167175	12/02/2025	V000201	California Law Enforcement Assoc	1132/2501230			MW	CHK	IS	OH	1100000-21655	1,696.50				
												1110000-21655	273.00			
				2132/2501230			MW	CHK	IS	OH	1100000-21655	1,092.85				
												1110000-21655	156.67			
												1190000-21655	7.74			
										3580000-21655	5.24					
\$3,232.00																
00167176	12/02/2025	V004287	Lori Moss	MOSS/DEC2501230			MW	CHK	IS	OH	1101400-53100	695.00				
\$695.00																
00167177	12/02/2025	V000864	Riverside Co Sheriff	2840/2501230			MW	CHK	IS	OH	1100000-21480	802.04				
\$802.04																
00167178	12/02/2025	V003638	U.S. Bank Trustee For PARS/ARS 6746022400	1401/2501230			MW	CHK	IS	OH	1100000-21600	116.33				
\$116.33																
00167179	12/02/2025	V003638	U.S. Bank Trustee For PARS/ARS 6746022400	1401/2501230			MW	CHK	IS	OH	1110000-21600	83.99				
												1710000-21600	118.15			
												3110000-21600	116.42			
				2401/2501230			MW	CHK	IS	OH	1100000-21600	554.93				
												1110000-21600	400.68			
										1710000-21600	563.87					

										3110000-21600	555.43	
00167180	12/02/2025	V001077	Judith Vierstra	VIERSTRA/DEC	MW	CHK	IS	OH	1513520-53100	1,808.31		\$2,393.47
00167181	12/02/2025	V005865	Washington State Council of Fire Fighters	1184/2501230	MW	CHK	IS	OH	1110000-21303	1,100.00		
				2184/2501230	MW	CHK	IS	OH	1510000-21303	5,100.00		
									1110000-21304	1,100.00		
				DANG/DECEMBER25	MW	CHK	IS	OH	1510000-21304	5,100.00		
									1513580-53100	675.43		\$1,808.31
00167182	12/03/2025	V005319	Benefit Coordinators Corporation BCC	1030/2501230	MW	CHK	IS	OH	1100000-21520	2,483.58		
									1102600-53000	0.01		
									1110000-21520	626.55		
									1510000-21520	1,373.01		
									1710000-21520	259.58		
									3060000-21520	135.30		
									3110000-21520	142.65		
									3580000-21520	7.90		
									4110000-21520	14.46		
									7010000-21520	15.86		
									7260000-21520	163.16		
				1134/2501230	MW	CHK	IS	OH	1100000-21520	3,706.90		
									1102600-53000	0.04		
									1110000-21520	676.82		
									1510000-21520	501.82		
									1710000-21520	469.46		
									3060000-21520	253.18		
									3110000-21520	288.82		
									3580000-21520	14.54		
									4110000-21520	19.22		
									7010000-21520	26.35		
									7260000-21520	299.01		
				1140/2501230	MW	CHK	IS	OH	1100000-21520	1,907.68		
									1102600-53000	(1.33)		
									1110000-21520	348.52		
									1510000-21520	257.51		
									1710000-21520	241.39		
									3060000-21520	130.19		
									3110000-21520	148.53		
									3580000-21520	7.47		
									4110000-21520	9.88		
									7010000-21520	13.55		
									7260000-21520	153.73		
				1150/2501230	MW	CHK	IS	OH	1100000-21520	550.15		
									1102600-53000	(0.02)		
									1110000-21520	138.80		
									1510000-21520	304.15		
									1710000-21520	57.51		
									3060000-21520	29.99		
									3110000-21520	31.60		
									3580000-21520	1.75		
									4110000-21520	3.20		
									7010000-21520	3.51		
									7260000-21520	36.15		
												\$15,852.13
00167183	12/04/2025	V000042	Adlerhorst International LLC	124114	MW	CHK	IS	OH	1103180-64360	700.00		
00167184	12/04/2025	V002747	Advantage Vending Services	033433	MW	CHK	IS	OH	1101600-62440	472.95		\$700.00
												\$472.95

00167185	12/04/2025	V000051	Affordable Automotive Repair Inc	99193	MW	CHK	IS	OH	1103120-62200	1,136.29
				99400	MW	CHK	IS	OH	1103120-62200	323.85
				99497	MW	CHK	IS	OH	1103120-62200	35.00
				99548	MW	CHK	IS	OH	1103120-62200	16.31
				99549	MW	CHK	IS	OH	1103120-62200	22.52
				99559	MW	CHK	IS	OH	1103120-62200	721.69
				99605	MW	CHK	IS	OH	1103120-62200	3,197.57
				99606	MW	CHK	IS	OH	1103120-62200	76.53
				99631	MW	CHK	IS	OH	1103120-62200	91.82
				99662	MW	CHK	IS	OH	1103120-62200	1,283.31
99663	MW	CHK	IS	OH	1103120-62200	84.52				
\$6,989.41										
00167186	12/04/2025	V003581	Airgas USA LLC	5521163595	MW	CHK	IS	OH	1513520-60480	59.16
				5521163618	MW	CHK	IS	OH	1513520-60480	95.97
				5521163644	MW	CHK	IS	OH	1513520-60480	145.05
				5521164118	MW	CHK	IS	OH	1513520-60480	211.46
				5521164180	MW	CHK	IS	OH	1513520-60480	366.67
\$878.31										
00167187	12/04/2025	V000073	Alliance Propane Inc	43532	MW	CHK	IS	OH	1513580-64600	346.69
\$346.69										
00167188	12/04/2025	V000075	Allied Traffic & Eqt Rentals	97823	MW	CHK	IS	OH	3060060-64040	103.31
				97824	MW	CHK	IS	OH	3060060-64040	483.94
				97878	MW	CHK	IS	OH	3060060-64040	59.81
\$647.06										
00167189	12/04/2025	V005121	American Eagle Trophies	15207	MW	CHK	IS	OH	1101400-62720	39.15
\$39.15										
00167190	12/04/2025	V000087	American Forensic Nurse Inc	79892	MW	CHK	IS	OH	1103120-60480	676.00
\$676.00										
00167191	12/04/2025	V000093	American Towers LLC	5116813	MW	CHK	IS	OH	1513520-60480	1,367.05
\$1,367.05										
00167192	12/04/2025	V004795	AT&T	593616	MW	CHK	IS	OH	1103180-63400	825.00
\$825.00										
00167193	12/04/2025	V000986	Axon Enterprises Inc	INUS401963	MW	CHK	IS	OH	1113120-71030	4,296.66
				INUS402031	MW	CHK	IS	OH	1113120-71030	1,512.59
\$5,809.25										
00167194	12/04/2025	V000125	Christina Baca	CB1007	MW	CHK	IS	OH	1715144-63240	1,050.00
				CB1008	MW	CHK	IS	OH	1715144-63240	875.00
				CB1009	MW	CHK	IS	OH	1715144-63240	756.00
\$2,681.00										
00167195	12/04/2025	V005562	BAM Architecture Studio INC	22-140-001-38	MW	CHK	IS	OH	1127500-70000	533.81
									3507500-70000	533.81
\$1,067.62										
00167196	12/04/2025	V003953	Bank of America N.A.	BOFA 11/2025	MW	CHK	IS	OH	1101600-62520	200,771.98
\$200,771.98										
00167197	12/04/2025	V003366	Bergelectric Corp	133442-01-1	MW	CHK	IS	OH	1113580-62000	4,500.00
\$4,500.00										
00167198	12/04/2025	V006070	Bisnow LLC	SI-48799	MW	CHK	IS	OH	1114100-60020	2,250.00
\$2,250.00										
00167199	12/04/2025	V004748	Bound Tree Medical	86000344	MW	CHK	IS	OH	1715144-62440	1,012.55
				86004875	MW	CHK	IS	OH	1513520-64175	1,058.97
\$2,071.52										
00167200	12/04/2025	V003637	Brodart Co	B7105131	MW	CHK	IS	OH	3115900-62920	133.88
\$133.88										
00167201	12/04/2025	V004869	Michael Byrne	112625MB	MW	CHK	IS	OH	1103180-64320	326.25
\$326.25										
00167202	12/04/2025	V000203	California Oaks Car Wash	1407	MW	CHK	IS	OH	1103120-62200	404.99
\$404.99										
00167203	12/04/2025	V000233	Janet C Carbajal	BB112025	MW	CHK	IS	OH	1715144-63240	546.00
				S112025	MW	CHK	IS	OH	1715144-63240	147.00

												\$693.00
00167204	12/04/2025	V004512	Careers In Government Inc	11-17501R	MW	CHK	IS	OH	1102200-60020	3,000.00		\$3,000.00
00167205	12/04/2025	V004825	Charter Communications Operating LLC	188841201112125 188843901112125 188844101112125	MW MW MW	CHK CHK CHK	IS IS IS	OH OH OH	7268340-64480 7268340-64480 7268340-64480	22.88 1,299.00 96.81		\$1,418.69
00167206	12/04/2025	V005425	Diego Chavez	MISAC25DIEGOC	MW	CHK	IS	OH	1102100-64360	158.66		\$158.66
00167207	12/04/2025	V003945	Code 5 Group LLC	4379	MW	CHK	IS	OH	1103180-60480	1,200.00		\$1,200.00
00167208	12/04/2025	V005770	Comcast Financial Agency	256937965	MW	CHK	IS	OH	1103130-64480	787.04		\$787.04
00167209	12/04/2025	V000280	Computer Alert Systems Inc	124363 124372	MW MW	CHK CHK	IS IS	OH OH	3115900-60480 1513520-62000 1513580-62000	360.00 180.00 180.00		\$720.00
00167210	12/04/2025	V003095	County of Riverside	MURRIETA PD 2025 MURRIETAPD 2025A MURRIETAPD 2025C	MW MW MW	CHK CHK CHK	IS IS IS	OH OH OH	1103180-60480 1103180-60480 1103180-60480	1,200.00 1,200.00 (1,200.00)		\$1,200.00
00167211	12/04/2025	V000843	County of Riverside Executive Office	2026-03MUR	MW	CHK	IS	OH	1101800-63480	86,127.00		\$86,127.00
00167212	12/04/2025	V004813	Aaron Creed	112625AC	MW	CHK	IS	OH	1103180-64320	326.25		\$326.25
00167213	12/04/2025	V003379	CT West	4312	MW	CHK	IS	OH	3067500-70000	17,514.19		\$17,514.19
00167214	12/04/2025	V004850	Anthony Datil	112625AD	MW	CHK	IS	OH	1103180-64320	45.03		\$45.03
00167215	12/04/2025	V000349	Dell Marketing Lp	10850768012	MW	CHK	IS	OH	7268340-60760	17,424.09		\$17,424.09
00167216	12/04/2025	V000355	Dewey Pest Control	17753076 17790875 17797737 17797739	MW MW MW MW	CHK CHK CHK CHK	IS IS IS IS	OH OH OH OH	1513580-62000 1513580-62000 1513580-62000 1513580-62000	60.00 164.00 165.00 104.00		\$493.00
00167217	12/04/2025	V005902	Diana Escorcia	112625DE1 112625DE2 112625DE3 112625DE4	MW MW MW MW	CHK CHK CHK CHK	IS IS IS IS	OH OH OH OH	1103180-64320 1103180-64320 1103180-64320 1103180-64320	282.38 252.69 296.51 268.34		\$1,099.92
00167218	12/04/2025	V005990	Driscoll & Associates LLC	7	MW	CHK	IS	OH	1102200-63640	2,200.00		\$2,200.00
00167219	12/04/2025	V002910	Jay Elliott	112625JE1 112625JE2	MW MW	CHK CHK	IS IS	OH OH	1103180-64320 1103180-64320	412.25 256.75		\$669.00
00167220	12/04/2025	V005775	Endeavor Video Marketing LLC	1242 INV-002021	MW MW	CHK CHK	IS IS	OH OH	1114100-60020 1114100-60020	750.00 750.00		\$1,500.00
00167221	12/04/2025	V004399	Fast 5Xpress	00852 00854	MW MW	CHK CHK	IS IS	OH OH	1106160-62200 1103120-62200	165.00 547.00		\$712.00
00167222	12/04/2025	V000409	Federal Express Corporation	9-084-26760	MW	CHK	IS	OH	1103120-62680	182.27		\$182.27
00167223	12/04/2025	V004875	Nicholas Figueroa	112625NF	MW	CHK	IS	OH	1103180-64320	326.25		\$326.25
00167224	12/04/2025	V002821	Frontier California Inc	188-0021 11/25 304-1068 11/25 600-2886 11/25	MW MW MW	CHK CHK CHK	IS IS IS	OH OH OH	1103130-64640 7268340-64640 7268340-64640	1,161.42 446.69 304.75		

				600-5836 11/25	MW	CHK	IS	OH	7268340-64640	222.90	
				677-2428 11/25	MW	CHK	IS	OH	7268340-64480	330.33	
				696-8117 11/25	MW	CHK	IS	OH	7268340-64640	660.80	
				698-1286 11/25	MW	CHK	IS	OH	7268340-64640	90.79	
				698-4226 11/25	MW	CHK	IS	OH	7268340-64640	148.89	
				698-4507 11/25	MW	CHK	IS	OH	7268340-64640	148.89	
				698-6529 11/25	MW	CHK	IS	OH	7268340-64640	140.06	
				698-6746 11/25	MW	CHK	IS	OH	7268340-64640	290.77	
				698-8217 11/25	MW	CHK	IS	OH	7268340-64640	133.16	
				698-8977 11/25	MW	CHK	IS	OH	7268340-64640	183.26	
				894-2141 11/25	MW	CHK	IS	OH	7268340-64480	151.36	
											\$4,414.07
00167225	12/04/2025	V000443	Gardner Company Inc	107966	MW	CHK	IS	OH	3115900-62000	1,187.00	
				107980	MW	CHK	IS	OH	1106155-62000	4,366.66	
				107991	MW	CHK	IS	OH	1106155-62000	1,370.00	
				107992	MW	CHK	IS	OH	1106155-62000	885.00	
											\$7,808.66
00167226	12/04/2025	V000446	GeoSoils Inc	82511	MW	CHK	IS	OH	1117500-70000	430.50	
											\$430.50
00167227	12/04/2025	V006022	Guardian Alliance Technologies Inc.	31879	MW	CHK	IS	OH	1103120-63880	180.00	
											\$180.00
00167228	12/04/2025	V004755	HCI Environmental & Engineering	42322	MW	CHK	IS	OH	1105100-60480	4,104.83	
											\$4,104.83
00167229	12/04/2025	V006006	Heather Estrada	ICSCWESTHE25	MW	CHK	IS	OH	1104100-62976	132.25	
											\$132.25
00167230	12/04/2025	V006009	HRchitect Inc.	2025-2262	MW	CHK	IS	OH	7268340-62160	2,880.00	
											\$2,880.00
00167231	12/04/2025	V005228	ImageTrend LLC	PS-INV119575	MW	CHK	IS	OH	1113520-60480	2,864.43	
											\$2,864.43
00167232	12/04/2025	V004886	Industrial Door Group Inc	25-802086	MW	CHK	IS	OH	3115900-62000	760.75	
											\$760.75
00167233	12/04/2025	V005436	Inland Fleet Solutions Inc	10287	MW	CHK	IS	OH	1513540-62200	16,593.83	
				10303	MW	CHK	IS	OH	1513540-62200	1,297.60	
				10308	MW	CHK	IS	OH	1513540-62200	89.65	
				10309	MW	CHK	IS	OH	1513540-62200	699.30	
				10343	MW	CHK	IS	OH	1513540-62200	688.31	
				10349	MW	CHK	IS	OH	1513540-62200	750.00	
											\$20,118.69
00167234	12/04/2025	V006062	Inland Moving & Storage Co. Inc.	4593	MW	CHK	IS	OH	1317500-70000	4,696.13	
											\$4,696.13
00167235	12/04/2025	V003868	Interwest Consulting Group Inc	2688288	MW	CHK	IS	OH	1104600-60480	10,283.00	
											\$10,283.00
00167236	12/04/2025	V005898	Iris Group Holdings LLC	159909940	MW	CHK	IS	OH	1103120-62000	6,790.00	
											\$6,790.00
00167237	12/04/2025	V005779	J. Harris Industrial Water Treatment Inc	2359850	MW	CHK	IS	OH	1113580-60800	350.91	
											\$350.91
00167238	12/04/2025	V000562	KC Graphics	41923	MW	CHK	IS	OH	1103120-62720	675.88	
											\$675.88
00167239	12/04/2025	V004877	Stephanie Lawson	112625SL	MW	CHK	IS	OH	1103180-64360	251.26	
											\$251.26
00167240	12/04/2025	V004878	Reed Leitch	120225RL	MW	CHK	IS	OH	1103180-64320	412.25	
											\$412.25
00167241	12/04/2025	V000603	Liebert Cassidy Whitmore	OCTOBER 31 2025	MW	CHK	IS	OH	1102200-60440	521.50	
											\$521.50
00167242	12/04/2025	V000604	Life Assist Inc	2021509	MW	CHK	IS	OH	1513520-64175	4,571.97	
				2021510	MW	CHK	IS	OH	1513520-64175	2,383.41	
											\$6,955.38
00167243	12/04/2025	V000606	Lloyd Pest Control	9052811	MW	CHK	IS	OH	1715144-62000	65.00	
				9052812	MW	CHK	IS	OH	1715144-62000	30.00	

				9070225		MW	CHK	IS	OH	1103120-60480	48.00	
				9070226		MW	CHK	IS	OH	1103120-60480	119.00	
												\$262.00
00167244	12/04/2025	V000608	Logo Joe's Inc.	44709		MW	CHK	IS	OH	1715120-63800	516.45	
												\$516.45
00167245	12/04/2025	V004361	M Pino & Associates Inc	5459		MW	CHK	IS	OH	1113120-60480	2,238.00	
												\$2,238.00
00167246	12/04/2025	V005373	Makeisha Montfleury	92025		MW	CHK	IS	OH	1715144-63240	84.00	
												\$84.00
00167247	12/04/2025	V006007	Martha Coleman	ICSCWESTMC25		MW	CHK	IS	OH	1104100-62976	132.25	
												\$132.25
00167248	12/04/2025	V004513	Jeremy Meadows	120225JM		MW	CHK	IS	OH	1103180-64320	203.25	
												\$203.25
00167249	12/04/2025	V005209	Murrieta Automotive Company	95169		MW	CHK	IS	OH	1101600-60480	1,012.11	
				95170		MW	CHK	IS	OH	1101600-60480	1,012.11	
												\$2,024.22
00167250	12/04/2025	V004471	Omega Print	49278		MW	CHK	IS	OH	1102600-64080	407.81	
												\$407.81
00167251	12/04/2025	V005759	Onyx Paving Company INC	24-070-R		MW	CHK	IS	OH	3070000-20060	92,632.42	
										3190000-20060	2,850.00	
										3530000-20060	2,414.59	
												\$97,897.01
00167252	12/04/2025	V004299	Paradise Chevrolet Cadillac	X7949		MW	CHK	IS	OH	3580030-71060	79,232.67	
												\$79,232.67
00167253	12/04/2025	V004733	Evan Power	120225EP		MW	CHK	IS	OH	1103180-64360	194.25	
												\$194.25
00167254	12/04/2025	V005291	Priority Building Services LLC	98518		MW	CHK	IS	OH	3115900-62000	1,600.00	
				98519		MW	CHK	IS	OH	3115900-62000	800.00	
				98598		MW	CHK	IS	OH	1106155-62000	5,574.52	
				98599		MW	CHK	IS	OH	1513520-60480	775.22	
				98603		MW	CHK	IS	OH	1101600-62000	3,386.00	
												\$12,135.74
00167255	12/04/2025	V002755	Prudential Overall Supply	132346421		MW	CHK	IS	OH	1715120-63800	93.18	
				132347737		MW	CHK	IS	OH	1106145-63800	92.59	
												\$185.77
00167256	12/04/2025	V000817	Rancho California Water District	3054003 11/25		MW	CHK	IS	OH	1513580-64660	77.04	
				3054004 11/25		MW	CHK	IS	OH	1513580-64660	56.59	
												\$133.63
00167257	12/04/2025	V005278	RMG Communications	2122		MW	CHK	IS	OH	1111600-62960	4,541.25	
				2146		MW	CHK	IS	OH	1111600-62960	1,750.00	
												\$6,291.25
00167258	12/04/2025	V006031	Robert Clapper Construction Services Inc.	21027-2		MW	CHK	IS	OH	1310000-20060	(10,394.84)	
										1317500-70000	204,296.74	
										3577500-70000	3,600.00	
												\$197,501.90
00167259	12/04/2025	V004530	Jamie-Lynn Robinett	HT112025		MW	CHK	IS	OH	1715144-63240	319.20	
												\$319.20
00167260	12/04/2025	V005681	Roger Ortiz	25813		MW	CHK	IS	OH	1111600-62960	8,731.07	
												\$8,731.07
00167261	12/04/2025	V005621	Amber Ruzek	120225AR		MW	CHK	IS	OH	1103180-64320	419.07	
												\$419.07
00167262	12/04/2025	V005822	RWBID Construction Management LLC	178776		MW	CHK	IS	OH	1107500-70000	12,370.89	
										1127500-70000	2,650.91	
										3507500-70000	2,650.90	
				180072		MW	CHK	IS	OH	1107500-70000	14,973.00	
										1127500-70000	3,208.50	
										3507500-70000	3,208.50	
												\$39,062.70
00167263	12/04/2025	V005905	Sarah Mora	112625SM		MW	CHK	IS	OH	1103130-64360	488.34	

												\$488.34
00167264	12/04/2025	V004734	SC Fuels	IN-0000248579	MW	CHK	IS	OH	1103120-62220	5,955.73		
				IN-0000249367	MW	CHK	IS	OH	1513520-62220	2,061.09		
				IN-0000251806	MW	CHK	IS	OH	1103120-62220	5,244.20		
				IN-0000251839	MW	CHK	IS	OH	1513520-62220	1,771.79		
												\$15,032.81
00167265	12/04/2025	V000965	Shred-It	8012739117	MW	CHK	IS	OH	1103120-60480	349.28		
												\$349.28
00167266	12/04/2025	V004938	SoCal Wax Shop Inc	82783	MW	CHK	IS	OH	1103120-62200	45.00		
				82837	MW	CHK	IS	OH	1513580-64040	980.54		
				82861	MW	CHK	IS	OH	1513580-64040	162.91		
												\$1,188.45
00167267	12/04/2025	V000946	Southern CA Edison Company	0502992 11/25	MW	CHK	IS	OH	1715162-64520	13,090.00		
				1266287 11/25	MW	CHK	IS	OH	1715144-64520	53.86		
				1391480 11/25	MW	CHK	IS	OH	1513580-64520	667.32		
				2893221 11/25	MW	CHK	IS	OH	1106155-64520	871.95		
				3012913 11/25	MW	CHK	IS	OH	1106155-64520	348.74		
				5528026 11/25	MW	CHK	IS	OH	1715144-64520	2,025.04		
				7060397 11/25	MW	CHK	IS	OH	1103120-64520	8,044.69		
												\$25,101.60
00167268	12/04/2025	V003753	Southstar Engineering & Consulting Inc	653	MW	CHK	IS	OH	1287500-60480	22,784.00		
												\$22,784.00
00167269	12/04/2025	V004901	Stryker Sales LLC	9210849017	MW	CHK	IS	OH	1513520-62860	4,214.10		
												\$4,214.10
00167270	12/04/2025	V003091	Diane Sunderhaft	111825DSR	MW	CHK	IS	OH	1103120-63800	135.94		
												\$135.94
00167271	12/04/2025	V004678	Supply Solutions	154096	MW	CHK	IS	OH	1103120-64040	569.47		
				154731	MW	CHK	IS	OH	1513580-64040	349.37		
												\$918.84
00167272	12/04/2025	V004009	T-Mobile USA Inc	L2511250564	MW	CHK	IS	OH	1103180-63400	50.00		
				L2511250565	MW	CHK	IS	OH	1103180-63400	165.00		
				L2511250566	MW	CHK	IS	OH	1103180-63400	165.00		
				L2511250567	MW	CHK	IS	OH	1103180-63400	165.00		
				L2511250568	MW	CHK	IS	OH	1103180-63400	50.00		
				L2511270152	MW	CHK	IS	OH	1103180-63400	165.00		
				L2511270361	MW	CHK	IS	OH	1103180-63400	165.00		
				L2511270481	MW	CHK	IS	OH	1103180-63400	50.00		
												\$975.00
00167273	12/04/2025	V005382	Tablet Command Inc	INV-1504	MW	CHK	IS	OH	1113520-62160	13,000.00		
									1513520-60480	20,500.00		
												\$33,500.00
00167274	12/04/2025	V004888	Teleflex LLC	9510847124	MW	CHK	IS	OH	1513520-64175	1,196.25		
												\$1,196.25
00167275	12/04/2025	V005514	Temecula Plantscape	5744	MW	CHK	IS	OH	1101600-63880	410.00		
												\$410.00
00167276	12/04/2025	V004845	The Retail Coach	5815	MW	CHK	IS	OH	1114100-63120	12,500.00		
												\$12,500.00
00167277	12/04/2025	V006053	Trauma Remediation Services LLC	10112025053	MW	CHK	IS	OH	1103120-60480	1,629.00		
				11012025004	MW	CHK	IS	OH	1103120-60480	2,126.00		
												\$3,755.00
00167278	12/04/2025	V001040	U S Bank National Association	US BANK 11/25	MW	CHK	IS	OH	1101000-62520	16.98		
									1101400-62520	3,393.52		
									1102100-62520	1,080.64		
									1102200-62520	2,642.10		
									1102400-62520	515.57		
									1102600-62520	2,176.44		
									1103120-62520	14.99		
									1103130-62520	1,207.22		
									1103160-62520	24,695.89		

										1103180-62520	41,309.92
										1104100-62520	4,322.25
										1104140-62520	669.97
										1104600-62520	1,343.24
										1105000-62520	2,140.71
										1105100-62520	44.96
										1106120-62520	352.00
										1106500-62520	2,149.00
										1106545-62520	1,873.33
										1106555-62520	4,708.61
										1513520-62520	10,185.87
										1513580-62520	12,943.76
										1513590-62520	2,827.40
										1715120-62520	26.01
										1715144-62520	9,196.30
										1716520-62520	8,654.69
										3115900-62520	2,409.31
										7018100-62520	2,039.13
										7268340-62520	631.70
											\$143,571.51
00167279	12/04/2025	V001040	U S Bank National Association	8693347712548		MW	CHK	IS	OH	1101600-62520	2,811.15
				8693349042548		MW	CHK	IS	OH	1513520-62520	3,867.99
				8693349122548		MW	CHK	IS	OH	1101600-62520	4,119.01
											\$10,798.15
00167280	12/04/2025	V001056	United Site Services of CA Inc	114-14152543		MW	CHK	IS	OH	1106545-61910	1,489.38
				114-14152547		MW	CHK	IS	OH	1106545-61910	195.75
				114-14154241		MW	CHK	IS	OH	1106545-61910	195.75
											\$1,880.88
00167281	12/04/2025	V005586	Valley Wide Elite Gymnastics INC	28		MW	CHK	IS	OH	1715144-63240	619.50
											\$619.50
00167282	12/04/2025	V002822	Verizon Wireless	6126749871		MW	CHK	IS	OH	1513520-64640	2,761.63
				6127129023		MW	CHK	IS	OH	1104100-63880	60.03
				6129245947		MW	CHK	IS	OH	1513520-64640	2,735.58
											\$5,557.24
00167283	12/04/2025	V005899	Verizon Wireless Services LLC	9022419260		MW	CHK	IS	OH	1103180-63400	150.00
											\$150.00
00167284	12/04/2025	V004884	Dylan Vrooman	120225DV		MW	CHK	IS	OH	1103180-64320	326.25
											\$326.25
00167285	12/11/2025	V005965	8 Bit Enterprises LLC	WT 01414		MW	CHK	IS	OH	1114100-63120	927.00
											\$927.00
00167286	12/11/2025	V000020	A T & T	000024451625		MW	CHK	IS	OH	7268340-64640	165.80
				000024451627		MW	CHK	IS	OH	7268340-64640	165.80
				000024453404		MW	CHK	IS	OH	7268340-64640	415.44
											\$747.04
00167287	12/11/2025	V005287	Accenture LLP	35873		MW	CHK	IS	OH	1106120-60640	26,880.00
				35874		MW	CHK	IS	OH	1106120-60640	11,520.00
				35875		MW	CHK	IS	OH	4316120-60640	14,080.00
				36176		MW	CHK	IS	OH	1106120-60640	21,760.00
				36200		MW	CHK	IS	OH	1106120-60640	16,080.00
				36201		MW	CHK	IS	OH	4316120-60640	10,880.00
											\$101,200.00
00167288	12/11/2025	V003581	Airgas USA LLC	9167216693		MW	CHK	IS	OH	1513520-60480	155.25
											\$155.25
00167289	12/11/2025	V000075	Allied Traffic & Eqt Rentals	97924		MW	CHK	IS	OH	3060060-64040	299.06
											\$299.06
00167290	12/11/2025	V005037	ALTA Language Services Inc	IS818762		MW	CHK	IS	OH	1102200-63640	69.00
											\$69.00
00167291	12/11/2025	V005491	Amazon Capital Services	16G4-7DJ4-TM9T		MW	CHK	IS	OH	3115900-63360	839.63
				1CL9-3JQV-R77L		MW	CHK	IS	OH	3115900-62920	2,360.30

				1YNM-VR3Q-RNHX	MW	CHK	IS	OH	3115900-63360	183.66	
									3115900-64000	1,179.45	
											\$4,563.04
00167292	12/11/2025	V005121	American Eagle Trophies	15272	MW	CHK	IS	OH	1513580-64360	36.70	
											\$36.70
00167293	12/11/2025	V000102	Animal Friends of The Valleys Inc	JAN 2026	MW	CHK	IS	OH	1101800-63480	10,250.00	
											\$10,250.00
00167294	12/11/2025	V004833	Architerra Design Group	34670	MW	CHK	IS	OH	1104400-60480	8,067.50	
											\$8,067.50
00167295	12/11/2025	V000449	B P Battery	24699	MW	CHK	IS	OH	1513520-60880	582.55	
											\$582.55
00167296	12/11/2025	V005562	BAM Architecture Studio INC	22-140-001-39	MW	CHK	IS	OH	1127500-70000	519.97	
									3507500-70000	519.97	
											\$1,039.94
00167297	12/11/2025	V006070	Bisnow LLC	SI-49389	MW	CHK	IS	OH	1114100-60020	2,250.00	
											\$2,250.00
00167298	12/11/2025	V003637	Brodart Co	B7111137	MW	CHK	IS	OH	3115900-62920	498.27	
											\$498.27
00167299	12/11/2025	V006079	California Diplomacy Foundation	004	MW	CHK	IS	OH	1104100-63121	6,000.00	
											\$6,000.00
00167300	12/11/2025	V000203	California Oaks Car Wash	1404	MW	CHK	IS	OH	1106160-62200	17.00	
				1405	MW	CHK	IS	OH	1106160-62200	18.00	
											\$35.00
00167301	12/11/2025	V004842	Carahsoft Technology Inc.	IN2132089R	MW	CHK	IS	OH	7268340-64360	6,321.00	
											\$6,321.00
00167302	12/11/2025	V004972	Chandler Asset Management Inc.	2511MURRIETA	MW	CHK	IS	OH	1102600-61480	4,048.55	
									1180030-61480	3.51	
									1270060-61480	59.03	
									1280060-61480	266.99	
									1290060-61480	12.33	
									1300060-61480	54.79	
									1310060-61480	38.21	
									1320060-61480	49.32	
									1330060-61480	186.32	
									1340060-61480	166.32	
									1350060-61480	340.80	
									1360060-61480	117.90	
									1370060-61480	61.73	
									1380060-61480	376.32	
									1400060-61480	6.12	
									1410060-61480	9.23	
									1513520-61480	73.73	
									1617500-61480	25.80	
									1715144-61480	27.22	
									1716562-61480	17.40	
									2000050-61480	1.47	
									2020050-61480	2.94	
									2030050-61480	0.41	
									2040050-61480	3.84	
									2050050-61480	0.08	
									2060050-61480	1.96	
									2070050-61480	0.57	
									2080050-61480	3.67	
									2090050-61480	0.82	
									2120050-61480	44.17	
									2140050-61480	1.22	
									2160050-61480	11.59	
									2170050-61480	3.92	
									2180050-61480	1.14	

										2200050-61480	4.65
										2210050-61480	15.11
										2220050-61480	0.24
										2230050-61480	8.65
										2240050-61480	0.33
										2250050-61480	11.84
										2260050-61480	0.82
										2270050-61480	8.74
										2280050-61480	0.65
										2290050-61480	0.41
										2310050-61480	0.57
										3020060-61480	433.07
										3060060-61480	327.58
										3070060-61480	194.41
										3115900-61480	58.87
										3160060-61480	134.07
										3220040-61480	13.64
										3230040-61480	74.55
										3360060-61480	30.70
										3380010-61480	2.29
										3530050-61480	11.92
										3580030-61480	6.61
										3740010-61480	191.39
										4020030-61480	0.49
										4030030-61480	8.00
										4040030-61480	4.74
										4110030-61480	3.10
										4316120-61480	37.56
										5020060-61480	4.98
										5110040-61480	11.10
										5130040-61480	35.44
										5510060-61480	188.61
										6020010-61480	20.25
										7018100-61480	137.17
										7156160-61480	34.13
										7268340-61480	113.49
										8100050-61480	15.35
											\$8,164.94
00167303	12/11/2025	V004772	Cintas First Aid	5305221101	MW	CHK	IS	OH	7018100-62440	371.28	
				5305221102	MW	CHK	IS	OH	7018100-62440	8.19	
				5305221103	MW	CHK	IS	OH	7018100-62440	396.32	
				5305221105	MW	CHK	IS	OH	7018100-62440	377.54	
				8407951342	MW	CHK	IS	OH	7018100-62440	24.09	
											\$1,177.42
00167304	12/11/2025	V000280	Computer Alert Systems Inc	124148	MW	CHK	IS	OH	1106160-60480	570.00	
											\$570.00
00167305	12/11/2025	V004754	Concentra Medical Centers	88848974	MW	CHK	IS	OH	1102200-63640	126.00	
				88929924	MW	CHK	IS	OH	1102200-63640	126.00	
											\$252.00
00167306	12/11/2025	V002867	CR&R Incorporated	000003580	MW	CHK	IS	OH	1106145-60560	2,744.00	
									1800050-60560	12,664.61	
									4316120-60560	5,699.07	
											\$21,107.68
00167307	12/11/2025	V000314	Culligan of Ontario	1479309	MW	CHK	IS	OH	1513580-62000	56.24	
				1479310	MW	CHK	IS	OH	1513580-62000	58.26	
				1479311	MW	CHK	IS	OH	1513580-62000	58.26	
				1479529	MW	CHK	IS	OH	1513580-62000	46.64	
				1479530	MW	CHK	IS	OH	1513580-62000	46.64	
											\$266.04

00167308	12/11/2025	V005821	Cumming Management Group Inc.	180376	MW	CHK	IS	OH	1317500-70000	18,935.00	\$18,935.00
00167309	12/11/2025	V005990	Driscoll & Associates LLC	8	MW	CHK	IS	OH	1102200-63640	400.00	\$400.00
00167310	12/11/2025	V000380	Eastern Municipal Water Dist	8188659	MW	CHK	IS	OH	3027500-60640	17,406.00	\$17,406.00
00167311	12/11/2025	V004802	Enterprise Fleet Management Inc	FBN5496212	MW	CHK	IS	OH	1106160-62200	1,824.95	
									1115120-61280	3,203.05	
									1115120-61560	258.73	
									1116160-61280	7,066.84	
									1116160-61560	721.48	
									1513520-61280	5,145.47	
									1513520-61560	908.80	
									1715120-62200	402.61	
											\$19,531.93
00167312	12/11/2025	V000402	Excel Landscape Inc	112611	MW	CHK	IS	OH	1115162-62040	1,170.00	
				112612	MW	CHK	IS	OH	1115162-62040	16,173.00	
				112613	MW	CHK	IS	OH	1115162-62040	12,669.30	
											\$30,012.30
00167313	12/11/2025	V004399	Fast 5Xpress	00853	MW	CHK	IS	OH	1513540-62200	99.00	\$99.00
00167314	12/11/2025	V000409	Federal Express Corporation	9-092-74111	MW	CHK	IS	OH	1101400-62680	56.39	\$56.39
00167315	12/11/2025	V002821	Frontier California Inc	197-1049 12/25	MW	CHK	IS	OH	7268340-64480	1,090.00	
				197-2049 11/25	MW	CHK	IS	OH	7268340-64480	1,064.96	
				197-3542 11/25	MW	CHK	IS	OH	7268340-64640	467.49	
				304-0470 11/25	MW	CHK	IS	OH	7268340-64640	90.79	
				304-2849 11/25	MW	CHK	IS	OH	7268340-64640	76.64	
				304-9149 11/25	MW	CHK	IS	OH	7268340-64640	76.64	
				304-9549 11/25	MW	CHK	IS	OH	7268340-64640	72.22	
				304-9560 12/25	MW	CHK	IS	OH	7268340-64640	298.67	
				600-9059 11/25	MW	CHK	IS	OH	7268340-64640	150.65	
				677-1670 11/25	MW	CHK	IS	OH	7268340-64640	90.79	
				677-5511 12/25	MW	CHK	IS	OH	7268340-64640	295.15	
				677-7289 11/25	MW	CHK	IS	OH	7268340-64640	315.64	
				698-1451 12/25	MW	CHK	IS	OH	7268340-64640	148.89	
				698-6519 11/25	MW	CHK	IS	OH	7268340-64640	76.64	
				9266050506 12/25	MW	CHK	IS	OH	7268340-64480	142.13	
				RTO-0069 11/25	MW	CHK	IS	OH	7268340-64640	57.34	
											\$4,514.64
00167316	12/11/2025	V003319	G/M Business Interiors	0307143-IN	MW	CHK	IS	OH	1102600-60840	3,248.65	\$3,248.65
00167317	12/11/2025	V000443	Gardner Company Inc	107954	MW	CHK	IS	OH	3115900-62000	3,248.00	
				108008	MW	CHK	IS	OH	3115900-62000	3,710.00	
				108023	MW	CHK	IS	OH	1106155-62000	1,480.00	
				108046	MW	CHK	IS	OH	3115900-62000	883.00	
											\$9,321.00
00167318	12/11/2025	V000446	GeoSoils Inc	82158	MW	CHK	IS	OH	3027500-70000	5,669.00	
				82508	MW	CHK	IS	OH	3027500-70000	17,008.60	
				82530	MW	CHK	IS	OH	3027500-70000	859.50	
											\$23,537.10
00167319	12/11/2025	V000837	Glenn A Rick Engineering & Development Co	0111033	MW	CHK	IS	OH	1104400-60320	480.00	
				0111635	MW	CHK	IS	OH	3167500-60360	525.00	
				18099(42)	MW	CHK	IS	OH	5137500-60480	367.18	
				18099(43)	MW	CHK	IS	OH	5137500-60480	480.00	
											\$1,852.18
00167320	12/11/2025	V002923	Hinderliter de Llamas & Associates	SIN056355	MW	CHK	IS	OH	1102600-61200	100.56	\$100.56
00167321	12/11/2025	V005749	HR Green Pacific Inc	195607	MW	CHK	IS	OH	1106120-60600	7,833.75	

				195609		MW	CHK	IS	OH	1106120-60600	25,781.84	
												\$33,615.59
00167322	12/11/2025	V003632	Ingram Library Services Inc	92449846 92473861 92558451		MW MW MW	CHK CHK CHK	IS IS IS	OH OH OH	3115900-62920 3115900-62920 3115900-62920	973.13 296.04 1,235.40	
												\$2,504.57
00167323	12/11/2025	V005436	Inland Fleet Solutions Inc	10273		MW	CHK	IS	OH	1513540-62200	1,242.29	
												\$1,242.29
00167324	12/11/2025	V004915	Konica Minolta Business Solutions USA Inc	52260094		MW	CHK	IS	OH	7268340-62160	7,812.50	
												\$7,812.50
00167325	12/11/2025	V000606	Lloyd Pest Control	9077435 9077492 9078329		MW MW MW	CHK CHK CHK	IS IS IS	OH OH OH	1106155-62000 1106155-62000 1106155-62000	95.00 46.00 150.00	
												\$291.00
00167326	12/11/2025	V005696	Monument Row	4409		MW	CHK	IS	OH	1287500-60480	7,283.14	
												\$7,283.14
00167327	12/11/2025	V004782	Napa Auto Parts	186574		MW	CHK	IS	OH	1513540-62200	180.94	
												\$180.94
00167328	12/11/2025	V005670	NetFile Inc	10373		MW	CHK	IS	OH	1102400-60920	3,375.00	
												\$3,375.00
00167329	12/11/2025	V006074	Neumo Records LLC	INV06-021744		MW	CHK	IS	OH	1102600-60200	2,000.00	
												\$2,000.00
00167330	12/11/2025	V004471	Omega Print	42980 50172		MW MW	CHK CHK	IS IS	OH OH	1102600-62800 1513590-62720	407.81 46.22	
												\$454.03
00167331	12/11/2025	V005956	Optima RPM Inc.	5000906 500893		MW MW	CHK CHK	IS IS	OH OH	1127500-70000 3507500-70000 3777500-70000 1127500-70000 3507500-70000 3777500-70000	27,975.95 27,975.94 223,807.56 46,073.95 46,073.95 368,591.57	
												\$740,498.92
00167332	12/11/2025	V006077	Pedro Cevallos	CEVALLOSMASC25		MW	CHK	IS	OH	1101400-64360	229.91	
												\$229.91
00167333	12/11/2025	V005291	Priority Building Services LLC	98600 98601 98604		MW MW MW	CHK CHK CHK	IS IS IS	OH OH OH	3115900-62000 1103120-60480 1715162-62000 2130050-62000 2160050-62000	5,315.76 8,511.85 1,603.42 536.75 536.75	
												\$16,504.53
00167334	12/11/2025	V002755	Prudential Overall Supply	132347577 132348730 132348924		MW MW MW	CHK CHK CHK	IS IS IS	OH OH OH	1715120-63800 1715120-63800 1106145-63800	93.18 93.18 76.19	
												\$262.55
00167335	12/11/2025	V004702	PV Capital Ventures LLC	10761-112025 10832-112025		MW MW	CHK CHK	IS IS	OH OH	1103120-64520 1106155-64520	2,171.89 5,187.05	
												\$7,358.94
00167336	12/11/2025	V005885	Renes Commercial Management	11-25		MW	CHK	IS	OH	1513580-62000	275.00	
												\$275.00
00167337	12/11/2025	V006048	Ritter Real Estate Services Inc.	2025213		MW	CHK	IS	OH	1101600-62280	200.00	
												\$200.00
00167338	12/11/2025	V000878	RSG Inc	14368 14369 14371 14372		MW MW MW MW	CHK CHK CHK CHK	IS IS IS IS	OH OH OH OH	3220040-60480 3220040-60480 3220040-60480 3220040-60480	2,195.00 161.25 2,712.50 6,196.25	
												\$11,265.00
00167339	12/11/2025	V004734	SC Fuels	IN-0000254413		MW	CHK	IS	OH	1513520-62220	1,610.69	
												\$1,610.69
00167340	12/11/2025	V000965	Shred-It	8012295594		MW	CHK	IS	OH	1102400-60480	495.95	

										1513520-60480	80.10	
00167341	12/11/2025	V000946	Southern CA Edison Company	0502891 11/25	MW	CHK	IS	OH		1810050-64520	145.82	\$576.05
										1820050-64520	404.34	
										1830050-64520	43.48	
										1840050-64520	70.06	
										1850050-64520	2.55	
										1860050-64520	44.16	
										1880050-64520	135.88	
										2000050-64520	352.36	
										2020050-64520	59.87	
										2030050-64520	4.25	
										2040050-64520	43.14	
										2050050-64520	8.07	
										2060050-64520	13.25	
										2070050-64520	7.22	
										2080050-64520	140.55	
										2090050-64520	24.80	
										2100050-64520	91.64	
										2110050-64520	9.85	
										2120050-64520	308.54	
										2130050-64520	294.27	
										2140050-64520	15.12	
										2150050-64520	40.51	
										2160050-64520	285.52	
										2170050-64520	56.31	
										2180050-64520	72.95	
										2190050-64520	415.97	
										2200050-64520	197.63	
										2210050-64520	286.88	
										2230050-64520	101.06	
										2240050-64520	16.22	
										2250050-64520	637.64	
										2260050-64520	4.17	
										2270050-64520	49.00	
										2280050-64520	34.06	
										2290050-64520	2.12	
				1512297 12/25	MW	CHK	IS	OH		3060060-64560	606.98	
				2306832 11/25	MW	CHK	IS	OH		1513520-64520	1,025.68	
										1513580-64520	1,025.67	
				2318653 11/25	MW	CHK	IS	OH		1513580-64520	1,081.01	
				2347349 11/25	MW	CHK	IS	OH		1513580-64520	1,382.70	
				9653204 11/25	MW	CHK	IS	OH		1840050-64520	16.24	
												\$9,557.54
00167342	12/11/2025	V000948	Southland Aquatic Management LLC	1225-286	MW	CHK	IS	OH		2120050-61960	135.00	\$135.00
00167343	12/11/2025	V005746	Sunroad Auto LLC	CM-004	MW	CHK	IS	OH		7158200-71060	56,581.59	
				CM-005	MW	CHK	IS	OH		7158200-71060	56,581.59	
				CM-006	MW	CHK	IS	OH		7158200-71060	56,581.59	
				CM-007	MW	CHK	IS	OH		7158200-71060	56,581.59	
				CM-008	MW	CHK	IS	OH		7158200-71060	56,581.59	
				CM-009	MW	CHK	IS	OH		7158200-71060	56,581.59	
				CM-010	MW	CHK	IS	OH		7158200-71060	56,581.59	
				CM-011	MW	CHK	IS	OH		7158200-71060	56,581.59	
				CM-012	MW	CHK	IS	OH		7158200-71060	56,581.59	
				CM-013	MW	CHK	IS	OH		7158200-71060	56,581.59	
												\$565,815.90
00167344	12/11/2025	V006005	Susan L. Price	0005	MW	CHK	IS	OH		3580050-60320	1,499.40	\$1,499.40

00167345	12/11/2025	V000641	SWARCO McCain Inc	INV0289664	MW	CHK	IS	OH	1106545-64040	54.38	\$54.38
00167346	12/11/2025	V000893	SWRCB State Water Resources Co	SW-0323460	MW	CHK	IS	OH	4316120-60480	45,494.00	\$45,494.00
00167347	12/11/2025	V004009	T-Mobile USA Inc	994368353 11/25	MW	CHK	IS	OH	1513520-64640	1,003.20	\$1,003.20
00167348	12/11/2025	V004245	TargetSolutions Learning LLC	INV132478	MW	CHK	IS	OH	7268340-62160	7,938.40	\$7,938.40
00167349	12/11/2025	V005638	The Alchemy Group Inc	MURRIETA-1102025	MW	CHK	IS	OH	1101600-60480	5,000.00	\$5,000.00
00167350	12/11/2025	V000759	The Pitney Bowes Reserve Account	NOV2025PITNEY	MW	CHK	IS	OH	1101400-62680	183.92	
									1102200-62680	11.10	
									1102400-62680	62.64	
									1102600-62680	536.01	
									1103120-62680	171.38	
									1104100-62680	0.74	
									1104140-62680	377.89	
									1104400-62680	2.22	
									1104600-62680	43.66	
									1106120-62680	0.74	
											\$1,390.30
00167351	12/11/2025	V004715	The Press Enterprise	0011763448	MW	CHK	IS	OH	1102400-60040	403.52	
				0011764509	MW	CHK	IS	OH	1102400-60040	218.68	
				0011764512	MW	CHK	IS	OH	1102400-60040	204.53	
				0011764518	MW	CHK	IS	OH	1102400-60040	218.68	
				0011765472	MW	CHK	IS	OH	1102400-60040	275.11	
				0011767169	MW	CHK	IS	OH	1102400-60040	295.61	
				0011767190	MW	CHK	IS	OH	1102400-60040	286.51	
				0011767191	MW	CHK	IS	OH	1102400-60040	293.08	
											\$2,195.72
00167352	12/11/2025	V005032	Townsend Public Affairs	24474	MW	CHK	IS	OH	1101600-60480	10,500.00	\$10,500.00
00167353	12/11/2025	V005242	Trilogy Medwaste West LLC	1844451	MW	CHK	IS	OH	1513520-60480	697.50	\$697.50
00167354	12/11/2025	V005247	Nicholas Troncale	120525NT	MW	CHK	IS	OH	1103120-62440	98.00	\$98.00
00167355	12/11/2025	V004983	Tyler Technologies Inc	CI100-00237138	MW	CHK	IS	OH	7268340-62160	235,167.99	\$235,167.99
00167356	12/11/2025	V001056	United Site Services of CA Inc	114-14155567	MW	CHK	IS	OH	1113580-62000	7,700.63	
				114-14158912	MW	CHK	IS	OH	1715120-61910	553.82	
				114-14164937	MW	CHK	IS	OH	1715120-61910	275.09	
				114-14164938	MW	CHK	IS	OH	1715120-61910	438.72	
				114-14164939	MW	CHK	IS	OH	1715120-61910	163.63	
				114-14164940	MW	CHK	IS	OH	1810050-61910	275.09	
				114-14164941	MW	CHK	IS	OH	2120050-61910	275.09	
				114-14164942	MW	CHK	IS	OH	1106155-62000	275.09	
											\$9,957.16
00167357	12/11/2025	V001057	United Towing Services Inc	70335	MW	CHK	IS	OH	1103120-62200	65.00	
				70336	MW	CHK	IS	OH	1103120-62200	65.00	
				70528	MW	CHK	IS	OH	1103120-62200	65.00	
				70529	MW	CHK	IS	OH	1103120-62200	65.00	
				70530	MW	CHK	IS	OH	1103120-62200	65.00	
				70653	MW	CHK	IS	OH	1103120-62200	65.00	
											\$390.00
00167358	12/11/2025	V002822	Verizon Wireless	6127129025	MW	CHK	IS	OH	1102400-64640	40.04	
				6129627937	MW	CHK	IS	OH	1106145-64640	500.45	
									1106155-64640	191.85	
				6129627938	MW	CHK	IS	OH	1104140-64640	389.37	
											\$1,121.71

00167359	12/11/2025	V004913	VertiGIS North America Ltd.	IN-VGNA-00009269	MW	CHK	IS	OH	7268340-62160	63.75	\$63.75
00167360	12/11/2025	T04069	Victoria Walcott	120325VW	MW	CHK	IS	OH	1100000-20020	47.00	
									1103120-41035	1.36	\$48.36
00167361	12/11/2025	V001109	West Coast Arborists Inc	236786	MW	CHK	IS	OH	2120050-62040	9,118.80	
				236787	MW	CHK	IS	OH	1800050-62040	10,663.80	\$19,782.60
00167362	12/11/2025	V005275	Yunex LLC	5610006821	MW	CHK	IS	OH	1106550-61960	960.00	
				5610006835	MW	CHK	IS	OH	1106550-60240	3,892.90	
				90005727	MW	CHK	IS	OH	1113580-62000	1,336.00	
				90005743	MW	CHK	IS	OH	1106550-60240	9,813.00	\$16,001.90
00167363	12/11/2025	V003131	Aflac	2232/2501240	MW	CHK	IS	OH	1100000-21720	2,869.84	
									1102600-53000	0.02	
									1110000-21720	839.86	
									1190000-21720	11.30	
									1510000-21720	344.98	
									1710000-21720	398.40	
									3060000-21720	170.30	
									3110000-21720	108.36	
									3580000-21720	5.54	
									7260000-21720	109.86	
				2234/2501240	MW	CHK	IS	OH	1100000-21720	1,646.77	
									1110000-21720	196.02	
									1190000-21720	1.98	
									1510000-21720	36.30	
									3060000-21720	36.22	
									3110000-21720	5.98	
									3580000-21720	5.77	
									7260000-21720	118.82	\$6,906.32
00167364	12/11/2025	V000773	Pre-Paid Legal Services Inc	2600/2501240	MW	CHK	IS	OH	1100000-21440	115.60	
									1110000-21440	51.80	
									1510000-21440	51.80	
									1710000-21440	73.75	\$292.95
00167365	12/11/2025	V000864	Riverside Co Sheriff	2840/2501240	MW	CHK	IS	OH	1100000-21480	982.61	\$982.61
00167366	12/11/2025	V003638	U.S. Bank Trustee For PARS/ARS 6746022400	1401/2501240	MW	CHK	IS	OH	1100000-21600	15.75	
									1110000-21600	64.51	
									1710000-21600	129.56	
									3110000-21600	128.40	
				2401/2501240	MW	CHK	IS	OH	1100000-21600	75.13	
									1110000-21600	307.78	
									1710000-21600	618.31	
									3110000-21600	612.70	\$1,952.14
00167367	12/11/2025	V005865	Washington State Council of Fire Fighters	1184/2501240	MW	CHK	IS	OH	1110000-21303	1,100.00	
									1510000-21303	5,100.00	
				2184/2501240	MW	CHK	IS	OH	1110000-21304	1,100.00	
									1510000-21304	5,100.00	\$12,400.00
00167368	12/12/2025	V005319	Benefit Coordinators Corporation BCC	2237/2501240	MW	CHK	IS	OH	1100000-21510	1,286.05	
									1102600-53000	0.04	
									1110000-21510	174.60	
									1190000-21510	3.39	
									1510000-21510	339.29	
									1710000-21510	148.80	

									3060000-21510	41.57	
									3110000-21510	32.90	
									3580000-21510	2.46	
									7010000-21510	5.50	
			2238/2501240		MW	CHK	IS	OH	1100000-21510	305.02	
									1102600-53000	0.02	
									1110000-21510	10.97	
									1190000-21510	0.87	
									1510000-21510	228.02	
									1710000-21510	118.80	
									3060000-21510	8.80	
									3110000-21510	19.00	
									3580000-21510	0.74	
									7010000-21510	4.24	
			2239/2501240		MW	CHK	IS	OH	1100000-21510	37.71	
									1110000-21510	2.84	
									1510000-21510	12.48	
									3110000-21510	4.80	
									3580000-21510	0.09	
									7010000-21510	1.60	
			2245/2501240		MW	CHK	IS	OH	1100000-21510	185.47	
									1102600-53000	0.27	
									1110000-21510	58.75	
									1190000-21510	0.61	
									1510000-21510	55.26	
									1710000-21510	9.44	
									3060000-21510	6.47	
									3110000-21510	2.44	
									3580000-21510	0.50	
									7010000-21510	1.74	
			2246/2501240		MW	CHK	IS	OH	1100000-21510	53.31	
									1102600-53000	0.15	
									1110000-21510	3.75	
									1190000-21510	0.27	
									1510000-21510	33.20	
									1710000-21510	3.48	
									3060000-21510	2.80	
									3110000-21510	0.88	
									3580000-21510	0.33	
									7010000-21510	0.88	
			2247/2501240		MW	CHK	IS	OH	1100000-21510	6.14	
									1102600-53000	0.22	
									1110000-21510	0.34	
									1510000-21510	2.06	
									3110000-21510	0.68	
									3580000-21510	0.02	
									7010000-21510	0.34	
											\$3,220.40
00167369	12/18/2025	V004127	24-HR Express Services Inc.	1195550	MW	CHK	IS	OH	1106555-62000	440.00	
				194540	MW	CHK	IS	OH	1715144-62000	585.00	
											\$1,025.00
00167370	12/18/2025	V005287	Accenture LLP	35949	MW	CHK	IS	OH	3417500-60480	1,200.00	
											\$1,200.00
00167371	12/18/2025	V000051	Affordable Automotive Repair Inc	99698	MW	CHK	IS	OH	1103120-62200	1,524.77	
				99721	MW	CHK	IS	OH	1513540-62200	40.00	
				99735	MW	CHK	IS	OH	1513540-62200	283.83	
				99745	MW	CHK	IS	OH	1103120-62200	288.29	
				99748	MW	CHK	IS	OH	1103120-62200	172.93	
				99768	MW	CHK	IS	OH	1103120-62200	162.55	

				99796	MW	CHK	IS	OH	1103120-62200	188.65	
				99798	MW	CHK	IS	OH	1103120-62200	172.00	
				99821	MW	CHK	IS	OH	1103120-62200	75.89	
				99856	MW	CHK	IS	OH	1103120-62200	261.95	
											\$3,170.86
00167372	12/18/2025	V005378	Aleshire & Wynder LLP	101071	MW	CHK	IS	OH	1101200-60440	11,445.80	
				101072	MW	CHK	IS	OH	1101200-60440	3,884.70	
				101073	MW	CHK	IS	OH	7018100-60440	5,746.40	
				101074	MW	CHK	IS	OH	1101200-60440	4,437.60	
				101075	MW	CHK	IS	OH	1101200-60440	5,543.20	
				101076	MW	CHK	IS	OH	1101200-60440	1,548.00	
				101077	MW	CHK	IS	OH	1101200-60440	13,893.30	
				101078	MW	CHK	IS	OH	1101200-60440	751.74	
				101079	MW	CHK	IS	OH	7018100-60440	222.40	
				101080	MW	CHK	IS	OH	1101200-60440	1,066.40	
				101081	MW	CHK	IS	OH	1101200-60440	2,088.80	
				101082	MW	CHK	IS	OH	1101200-60440	1,289.20	
				101083	MW	CHK	IS	OH	1101200-60440	2,717.60	
				101084	MW	CHK	IS	OH	1101200-60440	2,132.80	
				101085	MW	CHK	IS	OH	1101200-60440	1,482.30	
				101086	MW	CHK	IS	OH	1101200-60440	7,958.80	
				101087	MW	CHK	IS	OH	1101200-60440	41.80	
				101088	MW	CHK	IS	OH	1101200-60440	439.60	
				101089	MW	CHK	IS	OH	1101200-60440	211.20	
				101090	MW	CHK	IS	OH	1101200-60440	3,096.00	
				101091	MW	CHK	IS	OH	1101200-60440	1,441.20	
											\$71,438.84
00167373	12/18/2025	V004816	Travis Alexander	121725TA	MW	CHK	IS	OH	1103180-64360	290.29	
											\$290.29
00167374	12/18/2025	V000075	Allied Traffic & Eqt Rentals	97957	MW	CHK	IS	OH	3060060-64040	81.56	
				97958	MW	CHK	IS	OH	3060060-64040	271.88	
				97977	MW	CHK	IS	OH	3060060-64040	369.75	
				97995	MW	CHK	IS	OH	3060060-64040	978.75	
											\$1,701.94
00167375	12/18/2025	V005121	American Eagle Trophies	15378	MW	CHK	IS	OH	1101000-62720	39.15	
									1101400-62720	78.30	
											\$117.45
00167376	12/18/2025	V000087	American Forensic Nurse Inc	79922	MW	CHK	IS	OH	1103120-60480	1,010.00	
				79923	MW	CHK	IS	OH	1103120-60480	559.00	
											\$1,569.00
00167377	12/18/2025	V004414	Jennifer Antonucci	121625JA	MW	CHK	IS	OH	1513520-64360	538.31	
											\$538.31
00167378	12/18/2025	V004795	AT&T	592195	MW	CHK	IS	OH	1103180-63400	525.00	
				593036	MW	CHK	IS	OH	1103180-63400	175.00	
				596241	MW	CHK	IS	OH	1103180-63400	875.00	
											\$1,575.00
00167379	12/18/2025	V005191	AT&T Mobility	76X12102025	MW	CHK	IS	OH	1513580-64640	123.72	
											\$123.72
00167380	12/18/2025	V004305	Badge Frame Inc	571927	MW	CHK	IS	OH	1100000-20110	(7.44)	
									1103120-62440	92.44	
											\$85.00
00167381	12/18/2025	V005562	BAM Architecture Studio INC	22-140-001-40	MW	CHK	IS	OH	1127500-70000	948.30	
									3507500-70000	948.30	
											\$1,896.60
00167382	12/18/2025	V006056	Banner Bank	2403-266888	MW	CHK	IS	OH	3070000-20060	60,791.10	
									3190000-20060	1,395.00	
									3530000-20060	2,983.98	
											\$65,170.08
00167383	12/18/2025	T04071	Bao Son Buddhist Temple	97693345	MW	CHK	IS	OH	1710000-23060	300.00	

00167405	12/18/2025	V003379	CT West	4270	MW	CHK	IS	OH	1106545-64040	1,631.25	\$1,631.25
00167406	12/18/2025	V000314	Culligan of Ontario	1478701	MW	CHK	IS	OH	1513580-62000	231.00	\$231.00
00167407	12/18/2025	V000350	Demco Inc	7735725	MW	CHK	IS	OH	3115900-64000	189.42	\$189.42
00167408	12/18/2025	V005256	Disability Access Consultants LLC	25-343	MW	CHK	IS	OH	7018100-60480	4,400.00	\$4,400.00
00167409	12/18/2025	V005990	Driscoll & Associates LLC	9	MW	CHK	IS	OH	1102200-63640	2,200.00	\$2,200.00
00167410	12/18/2025	V000402	Excel Landscape Inc	112609 112841	MW MW	CHK CHK	IS IS	OH OH	1115162-62040 1715162-62040 1800050-62040 1810050-62040 1820050-62040 1830050-62040 1840050-62040 1850050-62040 1860050-62040 1880050-62040 2000050-62040 2020050-62040 2030050-62040 2040050-62040 2050050-62040 2060050-62040 2070050-62040 2080050-62040 2090050-62040 2100050-62040 2110050-62040 2120050-62040 2130050-62040 2140050-62040 2150050-62040 2160050-62040 2170050-62040 2180050-62040 2190050-62040 2200050-62040 2210050-62040 2230050-62040 2240050-62040 2250050-62040 2260050-62040 2270050-62040 2280050-62040 2290050-62040	37,737.00 64,650.30 47,372.14 4,381.70 10,254.86 857.33 1,219.05 65.25 1,339.24 3,945.58 13,735.71 1,444.53 171.70 1,206.46 283.88 129.35 105.31 3,238.19 502.50 3,201.57 275.85 7,678.27 5,323.73 410.92 865.35 9,542.88 1,390.75 1,900.11 12,610.53 5,186.38 7,460.78 2,699.06 195.74 12,186.58 51.51 1,686.00 1,162.96 70.53	\$266,539.58
00167411	12/18/2025	V000409	Federal Express Corporation	9-100-25079	MW	CHK	IS	OH	1102200-62680	98.22	\$98.22
00167412	12/18/2025	V004875	Nicholas Figueroa	121725NF	MW	CHK	IS	OH	1103180-64320	46.00	\$46.00
00167413	12/18/2025	V004853	Forensic Nursing of SoCal Inc	NOJSXYAN-0002R	MW	CHK	IS	OH	1103180-60480	1,200.00	\$1,200.00
00167414	12/18/2025	V002821	Frontier California Inc	197-0886 12/25 679-7612 12/25 696-3601 12/25 894-6225 12/25	MW MW MW MW	CHK CHK CHK CHK	IS IS IS IS	OH OH OH OH	1103180-64480 7268340-64640 7268340-64640 7268340-64480	1,011.00 224.66 320.00 168.49	

												\$1,724.15
00167415	12/18/2025	V003319	G/M Business Interiors	0305300-IN	MW	CHK	IS	OH	1100000-20060	4,850.72		
									1117500-70000	846.79		
												\$5,697.51
00167416	12/18/2025	V003823	Shigeko Gallagher	DG1125	MW	CHK	IS	OH	1715144-63240	844.20		
												\$844.20
00167417	12/18/2025	V003564	Miguel Garcia	121725MG1	MW	CHK	IS	OH	1103180-64360	194.25		
												\$194.25
00167418	12/18/2025	V000443	Gardner Company Inc	108059	MW	CHK	IS	OH	1106155-62000	2,530.00		
				108060	MW	CHK	IS	OH	1103120-62000	605.00		
				108061	MW	CHK	IS	OH	1103120-62000	605.00		
				108089	MW	CHK	IS	OH	1103120-62000	1,692.00		
												\$5,432.00
00167419	12/18/2025	V000446	GeoSoils Inc	82473	MW	CHK	IS	OH	3077500-60480	8,625.14		
												\$8,625.14
00167420	12/18/2025	V000837	Glenn A Rick Engineering & Development Co	0111388	MW	CHK	IS	OH	1101600-60320	3,650.00		
				0111702	MW	CHK	IS	OH	1101600-60320	4,895.00		
				0112004	MW	CHK	IS	OH	3077500-60480	720.00		
				0112218	MW	CHK	IS	OH	1104400-60320	1,560.00		
				0112227	MW	CHK	IS	OH	3060060-60680	5,893.60		
												\$16,718.60
00167421	12/18/2025	V003380	Glenn Lukos Associates Inc	38359	MW	CHK	IS	OH	1104400-60480	2,343.00		
												\$2,343.00
00167422	12/18/2025	V004973	Gryphon Fitness Studio LLC	A-102025	MW	CHK	IS	OH	1715144-63240	1,928.00		
				A-112025	MW	CHK	IS	OH	1715144-63240	1,184.00		
				F-102025	MW	CHK	IS	OH	1715144-63240	1,575.00		
				F-112025	MW	CHK	IS	OH	1715144-63240	1,389.50		
												\$6,076.50
00167423	12/18/2025	V004930	Matt Guzzino	121725MG	MW	CHK	IS	OH	1103180-64320	1,052.20		
												\$1,052.20
00167424	12/18/2025	V000501	Health and Human Resources Center Inc	E0359740	MW	CHK	IS	OH	7018100-60480	1,059.15		
												\$1,059.15
00167425	12/18/2025	V004827	Heyday Records & Events	1482	MW	CHK	IS	OH	1105000-63360	1,450.00		
				1483	MW	CHK	IS	OH	1105000-63360	2,200.00		
												\$3,650.00
00167426	12/18/2025	V006009	HRchitect Inc.	2025-2375	MW	CHK	IS	OH	7268340-62160	1,680.00		
												\$1,680.00
00167427	12/18/2025	V005863	Dyan Huckins	CLA2025DH	MW	CHK	IS	OH	3115900-64280	211.19		
												\$211.19
00167428	12/18/2025	V006062	Inland Moving & Storage Co. Inc.	102157	MW	CHK	IS	OH	1317500-70000	522.00		
												\$522.00
00167429	12/18/2025	V003060	International City/County Management Association	1225460	MW	CHK	IS	OH	1114100-64280	200.00		
												\$200.00
00167430	12/18/2025	V003868	Interwest Consulting Group Inc	2890361	MW	CHK	IS	OH	1104600-60480	5,819.50		
												\$5,819.50
00167431	12/18/2025	V005854	Garrett James	121725GJ	MW	CHK	IS	OH	1103180-64320	412.25		
												\$412.25
00167432	12/18/2025	V005884	Jennifer Lynn Marble Smith	102025	MW	CHK	IS	OH	1715144-63240	245.00		
												\$245.00
00167433	12/18/2025	V003515	Jason Jones	121725JJ	MW	CHK	IS	OH	1103180-64320	412.25		
												\$412.25
00167434	12/18/2025	V005703	Justin Bishop	3169	MW	CHK	IS	OH	1103120-62000	1,600.00		
												\$1,600.00
00167435	12/18/2025	V006083	Katie Phan	CLA2025KP	MW	CHK	IS	OH	3115900-64280	66.94		
												\$66.94
00167436	12/18/2025	V005301	Kingdom Cause Inc	2025-1000091	MW	CHK	IS	OH	1105100-60480	42,201.64		
				2025-1000161	MW	CHK	IS	OH	3580050-60480	13,037.50		
												\$55,239.14
00167437	12/18/2025	V003847	LexisNexis Risk Solutions	1100231096	MW	CHK	IS	OH	1103180-63880	430.31		

											\$430.31
00167438	12/18/2025	V000606	Lloyd Pest Control	9032105	MW	CHK	IS	OH	1715144-62000	61.00	
				9068820	MW	CHK	IS	OH	1715144-62000	61.00	
				9077360	MW	CHK	IS	OH	1715162-62000	80.00	
											\$202.00
00167439	12/18/2025	V000624	Laura C Maasberg	LM1125	MW	CHK	RV	OH	1715144-63240	268.80	
											\$268.80
00167440	12/18/2025	V004509	Meridian IT Inc	566633	MW	CHK	IS	OH	7268340-62160	55,385.69	
											\$55,385.69
00167441	12/18/2025	V004682	Michael Baker International Inc	1267179	MW	CHK	IS	OH	5137500-60480	2,900.00	
											\$2,900.00
00167442	12/18/2025	V005837	Michael Sullivan & Associates LLP	1376029	MW	CHK	IS	OH	7018100-61860	1,239.00	
				1399614	MW	CHK	IS	OH	7018100-61860	236.00	
				1399615	MW	CHK	IS	OH	7018100-61860	206.50	
				1399616	MW	CHK	IS	OH	7018100-61860	29.50	
				1399617	MW	CHK	IS	OH	7018100-61860	118.00	
											\$1,829.00
00167443	12/18/2025	V003609	Miracle Recreation Equipment Co Inc	895090	MW	CHK	IS	OH	2120050-61960	2,214.52	
											\$2,214.52
00167444	12/18/2025	V005420	Mobile Citizen LLC	INV27247	MW	CHK	IS	OH	3115900-62920	630.00	
				INV27355	MW	CHK	IS	OH	3115900-62920	120.00	
											\$750.00
00167445	12/18/2025	V005696	Monument Row	4255	MW	CHK	IS	OH	1287500-60360	210.00	
											\$210.00
00167446	12/18/2025	V003502	Murrieta Auto Collision	15731	MW	CHK	IS	OH	7018100-61870	2,513.87	
											\$2,513.87
00167447	12/18/2025	V005748	Murrieta Hot Springs Resort LP	OCT25MHSR	MW	CHK	IS	OH	1101600-60015	41,592.60	
											\$41,592.60
00167448	12/18/2025	V005131	Chris Nelson	121725CN	MW	CHK	IS	OH	1103180-64320	412.25	
											\$412.25
00167449	12/18/2025	V005317	Anthony Nunez	121725AN	MW	CHK	IS	OH	1103180-64320	412.25	
											\$412.25
00167450	12/18/2025	V004352	Office Relief Inc	INV29074518	MW	CHK	IS	OH	3115900-62440	171.50	
											\$171.50
00167451	12/18/2025	V005460	Old Town Temecula Harley-Davidson	212840	MW	CHK	IS	OH	1103120-62200	2,077.26	
											\$2,077.26
00167452	12/18/2025	V004471	Omega Print	49946	MW	CHK	IS	OH	1513520-62720	94.56	
				50220	MW	CHK	IS	OH	1106120-62720	76.13	
				50593	MW	CHK	IS	OH	1101000-62720	228.38	
									1101400-62720	217.50	
											\$616.57
00167453	12/18/2025	V005465	Pencilbox LLC	2025096	MW	CHK	IS	OH	1105000-63360	475.00	
											\$475.00
00167454	12/18/2025	V000763	Gustavo A Poletti	GP1125	MW	CHK	IS	OH	1715144-63240	912.80	
											\$912.80
00167455	12/18/2025	V005291	Priority Building Services LLC	98602	MW	CHK	IS	OH	1715144-62000	7,797.70	
									2250050-62000	1,015.85	
											\$8,813.55
00167456	12/18/2025	V002755	Prudential Overall Supply	132349896	MW	CHK	IS	OH	1715120-63800	93.18	
				132350066	MW	CHK	IS	OH	1106145-63800	78.89	
											\$172.07
00167457	12/18/2025	V005861	Melvin Racelis	CLA2025MR	MW	CHK	IS	OH	3115900-64280	259.48	
											\$259.48
00167458	12/18/2025	V000817	Rancho California Water District	CFD 89-5 25/26	MW	CHK	IS	OH	1101600-61720	9,700.20	
											\$9,700.20
00167459	12/18/2025	V004904	Recreation Brands of Southern California	807-1231	MW	CHK	IS	OH	1716520-61960	48.93	
									1716562-61960	4,148.80	
									2250050-62000	470.62	
											\$4,668.35

00167460	12/18/2025	V005919	ReNewell Fleet Service LLC	8868	MW	CHK	IS	OH	1513540-62200	15,851.16	\$15,851.16
00167461	12/18/2025	V005862	Agnes Rita	CLA2025AR	MW	CHK	IS	OH	3115900-64280	22.90	\$22.90
00167462	12/18/2025	V000857	Riverside County-Auditor Controller	OCT25FEFIN SEP25FEFIN	MW	CHK	IS	OH	1103160-45501	942.50	\$1,653.00
					MW	CHK	IS	OH	1103160-45501	710.50	
00167463	12/18/2025	V000806	RJ Noble Company	266888	MW	CHK	IS	OH	3070000-20060	(60,791.10)	\$1,238,231.14
									3077500-70000	1,215,821.92	
									3190000-20060	(1,395.00)	
									3197500-70000	27,900.00	
									3530000-20060	(2,983.98)	
									3537500-70000	59,679.30	
00167464	12/18/2025	V004114	Rogers Anderson Malody & Scott LLP	79108	MW	CHK	IS	OH	1102600-60200	25,800.00	\$25,800.00
00167465	12/18/2025	V000878	RSG Inc	14575 14577 14578	MW	CHK	IS	OH	3220040-60480	1,341.25	\$3,251.25
					MW	CHK	IS	OH	3220040-60480	206.25	
					MW	CHK	IS	OH	3220040-60480	1,703.75	
00167466	12/18/2025	V005822	RWBID Construction Management LLC	181694	MW	CHK	IS	OH	1107500-70000	12,157.25	\$17,367.50
									1127500-70000	2,605.12	
									3507500-70000	2,605.13	
00167467	12/18/2025	V004734	SC Fuels	IN-0000256536 IN-0000260549 IN-0000260851	MW	CHK	IS	OH	1103120-62220	5,867.84	\$11,679.65
					MW	CHK	IS	OH	1513520-62220	1,730.35	
					MW	CHK	IS	OH	1103120-62220	4,081.46	
00167468	12/18/2025	V004660	Matthew Schmidt	121725MS	MW	CHK	IS	OH	1103180-64360	290.29	\$290.29
00167469	12/18/2025	V005309	Sectran Security Inc	25111384	MW	CHK	IS	OH	1102600-60480	816.42	\$816.42
00167470	12/18/2025	V004510	Sharp Rees Stealy Medical Group	104621	MW	CHK	IS	OH	1102200-63640	1,028.00	\$1,028.00
00167471	12/18/2025	V005952	Shawn Ryan	S.RYAN12.12.25	MW	CHK	IS	OH	1104600-60880	199.68	\$199.68
00167472	12/18/2025	V000965	Shred-It	8012644930	MW	CHK	IS	OH	1715144-62440	24.16	\$24.16
00167473	12/18/2025	V004938	SoCal Wax Shop Inc	83136	MW	CHK	IS	OH	1103120-62200	45.00	\$45.00
00167474	12/18/2025	V005858	Sandra Solache	CLA2025SS	MW	CHK	IS	OH	3115900-64280	51.94	\$51.94
00167475	12/18/2025	V000947	Southern CA Edison	9405736 12/25	MW	CHK	IS	OH	1715162-64520	932.88	\$932.88
00167476	12/18/2025	V000946	Southern CA Edison Company	2377011 11/25 5863785 11/25 6718878 12/25	MW	CHK	IS	OH	1715162-64520	27,472.03	\$1,238,231.14
					MW	CHK	IS	OH	1715144-64520	3,318.86	
									1106550-64560	4,337.22	
									1810050-64560	1,608.40	
									1820050-64560	3,572.78	
									1830050-64560	325.83	
									1840050-64560	1,204.34	
									1850050-64560	326.81	
									1860050-64560	143.29	
									1880050-64560	562.16	
									1890050-64560	253.35	
									2000050-64560	514.57	
									2020050-64560	195.61	
									2030050-64560	21.52	
									2040050-64560	175.01	

																			2050050-64560	140.04		
																			2060050-64560	121.17		
																			2070050-64560	121.44		
																			2080050-64560	298.89		
																			2090050-64560	66.14		
																			2100050-64560	408.35		
																			2110050-64560	257.03		
																			2120050-64560	626.19		
																			2130050-64560	199.24		
																			2140050-64560	113.09		
																			2150050-64560	18.27		
																			2160050-64560	284.63		
																			2170050-64560	91.03		
																			2180050-64560	105.01		
																			2190050-64560	199.24		
																			2200050-64560	100.46		
																			2210050-64560	326.32		
																			2220050-64560	9.92		
																			2230050-64560	143.83		
																			2240050-64560	47.98		
																			2250050-64560	85.77		
																			2260050-64560	45.54		
																			2270050-64560	76.66		
																			2280050-64560	26.89		
																			3060060-64560	17,077.79		
																					\$65,022.70	
00167477	12/18/2025	V005957	Southern Tire Mart LLC	7050146675		MW	CHK	IS	OH	1513540-62200	3,038.13											
																						\$3,038.13
00167478	12/18/2025	V000194	State of California DOJ	008567		MW	CHK	IS	OH	1100000-20020	757.00											
																						\$757.00
00167479	12/18/2025	V004857	Carl Stiehl	100125		MW	CHK	IS	OH	1104400-64360	328.40											
																						\$328.40
00167480	12/18/2025	V005074	Stop Stick Ltd	0040712-IN		MW	CHK	IS	OH	7158200-71060	5,569.63											
																						\$5,569.63
00167481	12/18/2025	V004678	Supply Solutions	151182-01 154731-01 155634		MW MW MW	CHK CHK CHK	IS IS IS	OH OH OH	1513580-64040 1513580-64040 1103120-64040	142.61 29.16 1,476.97											
																						\$1,648.74
00167482	12/18/2025	V004009	T-Mobile USA Inc	L2512160305 L2512180085		MW MW	CHK CHK	IS IS	OH OH	1103180-63400 1103180-63400	165.00 50.00											
																						\$215.00
00167483	12/18/2025	V005321	Michelle Tamez	CALPELRA25MT		MW	CHK	IS	OH	1102200-64360	533.18											
																						\$533.18
00167484	12/18/2025	V003959	TASC	IN3622965		MW	CHK	IS	OH	1102200-60480	1,630.00											
																						\$1,630.00
00167485	12/18/2025	V005916	Terror Tours LLC	004		MW	CHK	RV	OH	1105000-63360	38,556.00											
																						\$38,556.00
00167486	12/18/2025	V004990	Jennifer Terry	JT120425		MW	CHK	IS	OH	1102600-64370	66.08											
																						\$66.08
00167487	12/18/2025	V003441	The Counseling Team International	INV107680		MW	CHK	IS	OH	1103120-60480	1,350.00											
																						\$1,350.00
00167488	12/18/2025	V005456	Nicholas Thiessen	93025NT		MW	CHK	IS	OH	1104400-64360	498.52											
																						\$498.52
00167489	12/18/2025	V005567	Tier 1 Investigations LLC	1250		MW	CHK	IS	OH	1102200-63640	1,250.00											
																						\$1,250.00
00167490	12/18/2025	V004978	TPx Communications	188512485-0		MW	CHK	IS	OH	1103130-60480 7268340-60480	686.30 947.73											
																						\$1,634.03
00167491	12/18/2025	V005988	TR Design Group Inc	5061		MW	CHK	IS	OH	1117500-70000	11,933.05											

				5092	MW	CHK	IS	OH	1117500-70000	29,832.63
				5093	MW	CHK	IS	OH	1117500-70000	11,933.05
				5101	MW	CHK	IS	OH	1113580-62000	14,412.00
				5107	MW	CHK	IS	OH	1117500-70000	5,966.53
										\$74,077.26
00167492	12/18/2025	V004941	Christopher Tracy	93025CT	MW	CHK	IS	OH	1104400-64360	443.32
										\$443.32
00167493	12/18/2025	V004568	TransUnion Risk and Alternative Data Solutions Inc	913081-202511-1	MW	CHK	IS	OH	1103180-60480	755.40
										\$755.40
00167494	12/18/2025	V006053	Trauma Remediation Services LLC	11062025007	MW	CHK	IS	OH	1103120-60480	1,154.00
										\$1,154.00
00167495	12/18/2025	V004548	TS Government Solutions	TS-15959	MW	CHK	IS	OH	1103120-61960	295.00
										\$295.00
00167496	12/18/2025	V005626	Jennifer Turner	121725JT	MW	CHK	IS	OH	1103180-64320	109.61
										\$109.61
00167497	12/18/2025	V001056	United Site Services of CA Inc	114-14138401 114-14166069	MW MW	CHK CHK	IS IS	OH OH	1715120-61910 1106545-61910	271.09 195.75
										\$466.84
00167498	12/18/2025	V001057	United Towing Services Inc	70415 70652	MW MW	CHK CHK	IS IS	OH OH	1103120-60480 1103120-60480	412.50 330.00
										\$742.50
00167499	12/18/2025	V006082	Valerie Mendoza	111425VM 93025VM	MW MW	CHK CHK	IS IS	OH OH	1104400-64360 1104400-64360	298.70 333.50
										\$632.20
00167500	12/18/2025	V005088	Eric Velazquez	121725EV	MW	CHK	IS	OH	1103180-64360	194.25
										\$194.25
00167501	12/18/2025	V001071	Verizon Business Serv	63258122 63381101 63381102 63381103	MW MW MW MW	CHK CHK CHK CHK	IS IS IS IS	OH OH OH OH	7268340-64640 7268340-64640 7268340-64640 7268340-64640	83.93 1.14 0.57 49.16
										\$134.80
00167502	12/18/2025	V002822	Verizon Wireless	6129627934 6129627935 6129627936 6129627939 6129627940 6129627941 6129886051 6129955102 6130166994	MW MW MW MW MW MW MW MW MW	CHK CHK CHK CHK CHK CHK CHK CHK CHK	IS IS IS IS IS IS IS IS IS	OH OH OH OH OH OH OH OH OH	1715120-64640 1104600-64640 1106120-64640 1101000-64640 1104100-63880 1104400-64640 1513520-64640 1103120-64640 7268340-64480	1,283.09 207.16 78.41 340.81 60.03 38.37 90.18 72.32 140.08
										\$2,310.45
00167503	12/18/2025	V001075	Darryl Vidal	111425A 111425B 111425J 111425S 111625I	MW MW MW MW MW	CHK CHK CHK CHK CHK	IS IS IS IS IS	OH OH OH OH OH	1715144-63240 1715144-63240 1715144-63240 1715144-63240 1715144-63240	826.00 98.00 379.40 336.00 1,164.80
										\$2,804.20
00167504	12/18/2025	V002969	Dennis Watts	100125DW	MW	CHK	IS	OH	1104400-64360	397.94
										\$397.94
00167505	12/18/2025	V001103	Waxie Sanitary Supply	83686226	MW	CHK	IS	OH	1106155-62000	692.37
										\$692.37
00167506	12/18/2025	V001109	West Coast Arborists Inc	237311 237427 237427A 237427C	MW MW MW MW	CHK CHK CHK CHK	IS IS IS IS	OH OH OH OH	1800050-62040 2120050-62040 2120050-62040 2120050-62040	17,692.20 6,809.50 6,809.50 (6,809.50)
										\$24,501.70
00167507	12/18/2025	V001119	Western Riverside Council of Governments	2093	MW	CHK	IS	OH	1101600-63880	26,858.98
										\$26,858.98
00167508	12/18/2025	V005801	Western Systems Inc	0000070053-36	MW	CHK	IS	OH	1106545-64040	19,729.43

				1125/2501250	MW	CHK	IS	OH	1100000-21270	632.00	
									1100000-21730	9,064.89	
									1110000-21730	2,152.75	
									1510000-21730	2,607.00	
									1710000-21730	878.87	
									3060000-21730	440.39	
									3110000-21730	553.00	
									3580000-21730	39.50	
									4110000-21730	24.10	
									7010000-21730	39.50	
									7260000-21730	434.50	
											\$62,418.10
00167517	12/19/2025	V000184	CA Assoc of Prof Firefighters	1130/2501250	MW	CHK	IS	OH	1110000-21655	176.00	
				2130/2501250	MW	CHK	IS	OH	1510000-21655	768.00	
									1100000-21655	2.87	
									1110000-21655	145.63	
									1510000-21655	648.00	
											\$1,740.50
00167518	12/19/2025	V000201	California Law Enforcement Assoc	1132/2501250	MW	CHK	IS	OH	1100000-21655	1,696.50	
				2132/2501250	MW	CHK	IS	OH	1110000-21655	273.00	
									1100000-21655	1,069.15	
									1110000-21655	154.36	
									1190000-21655	0.82	
									3580000-21655	38.17	
											\$3,232.00
00167519	12/19/2025	V004287	Lori Moss	MOSS/JAN2501250	MW	CHK	IS	OH	1101400-53100	695.00	
											\$695.00
00167520	12/19/2025	V006081	Aaron Rintamaki	RINTAMAKI-08/23	MW	CHK	IS	OH	1100000-25110	67.59	
											\$67.59
00167521	12/19/2025	V000864	Riverside Co Sheriff	2840/2501250	MW	CHK	IS	OH	1100000-21480	579.97	
											\$579.97
00167522	12/19/2025	V003638	U.S. Bank Trustee For PARS/ARS 6746022400	1401/2501250	MW	CHK	IS	OH	1100000-21600	114.74	
									1110000-21600	72.92	
									1710000-21600	89.20	
									3110000-21600	118.20	
				2401/2501250	MW	CHK	IS	OH	1100000-21600	547.34	
									1110000-21600	347.94	
									1710000-21600	425.77	
									3110000-21600	563.97	
											\$2,280.08
00167523	12/19/2025	V001077	Judith Vierstra	VIERSTRA/JAN	MW	CHK	IS	OH	1513520-53100	1,893.37	
											\$1,893.37
00167524	12/19/2025	V005865	Washington State Council of Fire Fighters	1184/2501250	MW	CHK	IS	OH	1110000-21303	1,100.00	
				2184/2501250	MW	CHK	IS	OH	1110000-21304	1,100.00	
									1510000-21304	5,100.00	
				DANG/JANUARY26	MW	CHK	IS	OH	1513580-53100	671.43	
											\$13,071.43
00167525	12/23/2025	V000051	Affordable Automotive Repair Inc	99754	MW	CHK	IS	OH	1103120-62200	1,637.87	
				99757	MW	CHK	IS	OH	1103120-62200	1,479.41	
				99836	MW	CHK	IS	OH	1103120-62200	1,008.01	
											\$4,125.29
00167526	12/23/2025	V000073	Alliance Propane Inc	45243	MW	CHK	IS	OH	1513580-64600	466.53	
											\$466.53
00167527	12/23/2025	V000075	Allied Traffic & Eq't Rentals	98024	MW	CHK	IS	OH	3060060-64040	206.63	
				98029	MW	CHK	IS	OH	3060060-64040	831.94	
											\$1,038.57
00167528	12/23/2025	V000102	Animal Friends of The Valleys Inc	AFV0CT25	MW	CHK	IS	OH	1100000-23350	37.38	
											\$37.38
00167529	12/23/2025	V000233	Janet C Carbajal	122025	MW	CHK	IS	OH	1715144-63240	896.00	

											\$896.00
00167530	12/23/2025	V006066	CLMP Ltd Inc.	5135276	MW	CHK	IS	OH	1106520-60480	1,428.00	
				5135277	MW	CHK	IS	OH	1106520-60480	1,428.00	
				5135278	MW	CHK	IS	OH	1106520-60480	1,428.00	
											\$4,284.00
00167531	12/23/2025	V005369	Corodata Records Management Inc	RS7119083	MW	CHK	IS	OH	1102400-60480	592.60	
				RS7125437	MW	CHK	IS	OH	1102400-60480	661.59	
											\$1,254.19
00167532	12/23/2025	T04072	Dale Carson	RFND1964	MW	CHK	IS	OH	8010000-23300	15,360.00	
											\$15,360.00
00167533	12/23/2025	V004464	Facility Solutions Group Inc	3213034A	MW	CHK	IS	OH	3360000-20060	(1,246.06)	
									3367500-70000	24,921.24	
											\$23,675.18
00167534	12/23/2025	V000443	Gardner Company Inc	108088	MW	CHK	IS	OH	1103120-62000	2,785.00	
											\$2,785.00
00167535	12/23/2025	V000446	GeoSoils Inc	82797	MW	CHK	IS	OH	1117500-70000	123.00	
											\$123.00
00167536	12/23/2025	V004829	Golden Office Trailers	INV-00501158	MW	CHK	IS	OH	1715144-63240	2,253.04	
											\$2,253.04
00167537	12/23/2025	V004195	Governmentjobs.com Inc	INV-150921	MW	CHK	IS	OH	7268340-62160	17,215.98	
											\$17,215.98
00167538	12/23/2025	V005880	Hazzard Backflow Inc	45419	MW	CHK	IS	OH	1715120-61960	540.00	
				45420	MW	CHK	IS	OH	1715120-61960	61.95	
				45469	MW	CHK	IS	OH	1715120-61960	185.85	
											\$787.80
00167539	12/23/2025	V006009	HRchitect Inc.	2025-2428	MW	CHK	IS	OH	7268340-62160	4,375.00	
											\$4,375.00
00167540	12/23/2025	V004886	Industrial Door Group Inc	25-802087	MW	CHK	IS	OH	1513580-62000	478.75	
				25-802109	MW	CHK	IS	OH	1513580-62000	1,163.25	
											\$1,642.00
00167541	12/23/2025	V006084	Jonathan Sanchez	121925JS	MW	CHK	IS	OH	1103180-64320	73.00	
											\$73.00
00167542	12/23/2025	V000604	Life Assist Inc	2034163	MW	CHK	IS	OH	1513520-64175	1,684.11	
											\$1,684.11
00167543	12/23/2025	V000606	Lloyd Pest Control	9083510	MW	CHK	IS	OH	1715144-62000	61.00	
				9083653	MW	CHK	IS	OH	1715144-62000	65.00	
				9083654	MW	CHK	IS	OH	1715144-62000	30.00	
											\$156.00
00167544	12/23/2025	V005214	Cristal McDonald	MCDONALDLOCC25	MW	CHK	IS	OH	1102400-64360	723.57	
				MCDONALDNEWLAW25	MW	CHK	IS	OH	1102400-64360	186.60	
											\$910.17
00167545	12/23/2025	V006087	Mirna Contreras	100125MC	MW	CHK	IS	OH	1104400-64360	362.58	
											\$362.58
00167546	12/23/2025	V004782	Napa Auto Parts	188050	MW	CHK	IS	OH	1513540-62200	13.34	
											\$13.34
00167547	12/23/2025	V004471	Omega Print	50687	MW	CHK	IS	OH	1106545-62440	76.13	
											\$76.13
00167548	12/23/2025	V006013	Pratt Development Inc	01543	MW	CHK	IS	OH	1113580-62000	1,393.06	
				01566	MW	CHK	IS	OH	1113580-62000	8,972.48	
											\$10,365.54
00167549	12/23/2025	V005291	Priority Building Services LLC	98794	MW	CHK	IS	OH	1106155-62000	3,897.50	
											\$3,897.50
00167550	12/23/2025	V002755	Prudential Overall Supply	132351125	MW	CHK	IS	OH	1715120-63800	93.18	
				132351263	MW	CHK	IS	OH	1106145-63800	75.10	
											\$168.28
00167551	12/23/2025	V000858	Riverside Co Habitat Conservation Agency	NOV25KRAT	MW	CHK	IS	OH	1100000-20040	250.00	
											\$250.00
00167552	12/23/2025	V005309	Sectran Security Inc	25121391	MW	CHK	IS	OH	1102600-60480	816.42	
											\$816.42

00167553	12/23/2025	V000965	Shred-It	8012588135	MW	CHK	IS	OH	1102400-60480 1513520-60480	168.71 79.80	\$248.51
00167554	12/23/2025	V005052	SoCal PPE LLC	SC16255	MW	CHK	IS	OH	1113520-60880	374.00	\$374.00
00167555	12/23/2025	V000944	South Coast AQMD	4639810 4641209	MW MW	CHK CHK	IS IS	OH OH	1513520-61440 1513520-61440	565.63 170.94	\$736.57
00167556	12/23/2025	V000946	Southern CA Edison Company	1085085 11/25 1266287 12/25 1358641 12/25 3793964 12/25 5528026 12/25 5585422 12/25 5926172 12/25 7475262 12/25 9857352 12/25	MW MW MW MW MW MW MW MW MW	CHK CHK CHK CHK CHK CHK CHK CHK CHK	IS IS IS IS IS IS IS IS IS	OH OH OH OH OH OH OH OH OH	1800050-64520 1715144-64520 1715162-64520 3060060-64560 1715144-64520 1513580-64520 1106155-64520 1106155-64520 1101600-64520	916.78 51.14 17.78 15.70 1,658.29 1,636.51 10,216.02 6,783.18 970.29	\$22,265.69
00167557	12/23/2025	V005585	Sports Saints	SS-102025	MW	CHK	IS	OH	1715144-63240	6,107.50	\$6,107.50
00167558	12/23/2025	T02534	Temecula Valley Womens Club	98214941	MW	CHK	IS	OH	1710000-23060	300.00	\$300.00
00167559	12/23/2025	V005916	Terror Tours LLC	004	MW	CHK	IS	OH	1105000-63360	38,556.00	\$38,556.00
00167560	12/23/2025	V004209	Tour Murrieta	OCT25MTBID	MW	CHK	IS	OH	1100000-20085 1102600-43414	71,995.74 (719.96)	\$71,275.78
00167561	12/23/2025	V001056	United Site Services of CA Inc	114-14165874	MW	CHK	IS	OH	1113580-62000	6,511.25	\$6,511.25
00167562	12/23/2025	V002822	Verizon Wireless	6129627942	MW	CHK	IS	OH	1102400-64640	40.04	\$40.04
00167563	12/23/2025	V001109	West Coast Arborists Inc	236788	MW	CHK	IS	OH	2160050-62040	9,440.20	\$9,440.20
00167564	12/23/2025	V001128	Willdan Financial Services	010-63409 010-63410 010-64301	MW MW MW	CHK CHK CHK	IS IS IS	OH OH OH	8110010-61040 8110010-61040 6029200-61040 6559200-61040 8110010-61040	1,001.25 19,315.86 500.00 500.00 6,900.00	\$28,217.11
00167565	12/23/2025	V005275	Yunex LLC	5610007017 5610007018 5610007019 5610007046	MW MW MW MW	CHK CHK CHK CHK	IS IS IS IS	OH OH OH OH	1106550-61960 1106550-61960 1106550-61960 1106550-61960	7,420.00 6,974.00 669.22 2,369.67	\$17,432.89

Issued: 749 \$6,164,949.79

Reversed: 2 \$38,824.80

AP - Total \$6,203,774.59

Issued: 749 \$6,164,949.79

Reversed: 2 \$38,824.80

Issued: 749 \$6,164,949.79

Reversed: 2 \$38,824.80

AP - Total \$6,203,774.59

Issued: 749 \$6,164,949.79

Reversed: 2 \$38,824.80

Summary Total \$6,203,774.59

Summary Total \$6,203,774.59

**City of Murrieta
FEAP004 Consolidated Check Register by Bank
Detail**

Check Dates Between Dec 1, 2025 and Dec 31, 2025

Bank(s): AP, EF - EF Checking Account

Status(es): IS - Issued

Check Type(s): HW - Hand Written

Report Generated on Jan 22, 2026 5:39:59 PM

Page 1

Bank ID: AP -

Check	Issue Date	Payee ID	Payee Name	Reference	2nd Ref	Cancel Date	Check Type	Doc Type	Status	Subsystem	Account	Check Amount
09002596	12/10/2025	V000444	The Gas Company	GAS8542DEC25			HW	CHK	IS	TR	1715144-64600	364.35
												\$364.35
09002597	12/09/2025	V000444	The Gas Company	GAS5447DEC25			HW	CHK	IS	TR	1715144-64600	108.49
												\$108.49
09002598	12/09/2025	V000444	The Gas Company	GAS5289DEC25			HW	CHK	IS	TR	1715144-64600	15.29
												\$15.29
09002599	12/09/2025	V000444	The Gas Company	GAS5294DEC25			HW	CHK	IS	TR	1715144-64600	126.24
												\$126.24
09002600	12/08/2025	V000444	The Gas Company	087 1992 11/25			HW	CHK	IS	TR	1513580-64600	33.94
												\$33.94
09002601	12/10/2025	V000444	The Gas Company	924 7000 11/25			HW	CHK	IS	TR	1513580-64600	112.76
												\$112.76
09002602	12/09/2025	V000444	The Gas Company	324 5200 11/25			HW	CHK	IS	TR	1513580-64600	71.20
												\$71.20
09002603	12/09/2025	V000444	The Gas Company	624 5200 11/25			HW	CHK	IS	TR	1513580-64600	21.95
												\$21.95
09002604	12/09/2025	V000444	The Gas Company	GAS4369DEC25			HW	CHK	IS	TR	3115900-64600	505.65
												\$505.65
09002605	12/09/2025	V000444	The Gas Company	GAS3990DEC25			HW	CHK	IS	TR	1106555-64600	552.26
												\$552.26
09002607	12/09/2025	V000444	The Gas Company	GAS3894DEC25			HW	CHK	IS	TR	1106555-64600	15.29
												\$15.29
09002608	12/10/2025	V000444	The Gas Company	GAS5700DEC25			HW	CHK	IS	TR	1106555-64600	14.79
												\$14.79
09002609	12/09/2025	V000444	The Gas Company	679 6404 11/25			HW	CHK	IS	TR	1103120-64600	283.76
												\$283.76
09002610	12/09/2025	V000444	The Gas Company	686 1636 11/25			HW	CHK	IS	TR	1103120-64600	28.60
												\$28.60
09002620	12/12/2025	V003959	TASC	TASC/2501250			HW	CHK	IS	TR	1100000-21255	10,800.03
											1100000-21255	2,077.72
											1510000-21255	2,173.84
											1710000-21255	1,818.92
											3060000-21255	1,182.99
											3110000-21255	127.30
											3580000-21255	17.23
											7260000-21255	149.22
												\$18,347.25
09002621	12/12/2025	V003638	U.S. Bank Trustee For PARS/ARS 6746022400	PARS121225			HW	CHK	IS	TR	0000000-10190	4,000,000.00
												\$4,000,000.00
09002622	12/15/2025	V004924	Local Agency Investment Fund	LAIF121525TRANS			HW	CHK	IS	TR	0000000-10170	20,000,000.00
												\$20,000,000.00
09002624	12/17/2025	V004924	Local Agency Investment Fund	LAIF121725TRANSF			HW	CHK	IS	TR	0000000-10170	20,000,000.00
												\$20,000,000.00
09002625	12/18/2025	V004924	Local Agency Investment Fund	LAIF121825TRANSF			HW	CHK	IS	TR	0000000-10170	20,000,000.00
												\$20,000,000.00
09002627	12/19/2025	V000827	Western Riverside Co Regional Conservation Auth	MSHCPOCTNOV2025			HW	CHK	IS	TR	1100000-20050	24,677.00
												\$24,677.00
09002638	12/26/2025	V003959	TASC	2705/2501260			HW	CHK	IS	TR	1100000-21255	26,086.70
											1100000-21255	3,797.59
											1510000-21255	1,871.53
											1710000-21255	2,467.79
											3060000-21255	1,456.42
											3110000-21255	2,529.55
											3580000-21255	428.00
											7260000-21255	1,458.34

09002641	12/18/2025	V005731	Golden Spring Capital LLC	ANNEX122025	HW	CHK	IS	TR	1101600-61560 1101600-61910 1101600-62000	1,167.13 8,359.55 4,868.00	\$40,095.92
09002671	12/19/2025	V000817	Rancho California Water District	RWD8416DEC25	HW	CHK	IS	TR	1716562-64660	87.74	\$87.74
09002672	12/19/2025	V000817	Rancho California Water District	RWD8630DEC25	HW	CHK	IS	TR	2120050-64660	64.91	\$64.91
09002673	12/19/2025	V000817	Rancho California Water District	RWD8642DEC25	HW	CHK	IS	TR	2120050-64660	49.66	\$49.66
09002674	12/19/2025	V000817	Rancho California Water District	RWD8810DEC25	HW	CHK	IS	TR	2120050-64660	158.38	\$158.38
09002675	12/19/2025	V000817	Rancho California Water District	RWD8891DEC25	HW	CHK	IS	TR	2120050-64660	588.76	\$588.76
09002676	12/19/2025	V000817	Rancho California Water District	RWD8894DEC25	HW	CHK	IS	TR	2120050-64660	150.19	\$150.19
09002677	12/19/2025	V000817	Rancho California Water District	RWD8895DEC25	HW	CHK	IS	TR	2120050-64660	207.65	\$207.65
09002678	12/19/2025	V000817	Rancho California Water District	RWD9150DEC25	HW	CHK	IS	TR	2120050-64660	74.21	\$74.21
09002679	12/19/2025	V000817	Rancho California Water District	RWD9151DEC25	HW	CHK	IS	TR	2120050-64660	69.56	\$69.56
09002680	12/19/2025	V000817	Rancho California Water District	RWD9152DEC25	HW	CHK	IS	TR	2120050-64660	145.41	\$145.41
09002681	12/19/2025	V000817	Rancho California Water District	RWD9153DEC25	HW	CHK	IS	TR	2120050-64660	329.81	\$329.81
09002682	12/19/2025	V000817	Rancho California Water District	RWD9389DEC25	HW	CHK	IS	TR	2120050-64660	115.83	\$115.83
09002683	12/19/2025	V000817	Rancho California Water District	RWD9390DEC25	HW	CHK	IS	TR	2120050-64660	186.53	\$186.53
09002684	12/19/2025	V000817	Rancho California Water District	RWD9391DEC25	HW	CHK	IS	TR	2120050-64660	195.70	\$195.70
09002685	12/19/2025	V000817	Rancho California Water District	RWD9527DEC25	HW	CHK	IS	TR	2120050-64660	130.33	\$130.33
09002686	12/19/2025	V000817	Rancho California Water District	RWD9528DEC25	HW	CHK	IS	TR	2120050-64660	92.11	\$92.11
09002687	12/19/2025	V000817	Rancho California Water District	RWD9700DEC25	HW	CHK	IS	TR	2120050-64660	64.54	\$64.54
09002688	12/19/2025	V000817	Rancho California Water District	RWD9701DEC25	HW	CHK	IS	TR	2120050-64660	24.80	\$24.80
09002689	12/19/2025	V000817	Rancho California Water District	RWD9831DEC25	HW	CHK	IS	TR	2120050-64660	50.59	\$50.59
09002690	12/19/2025	V000817	Rancho California Water District	RWD9988DEC25	HW	CHK	IS	TR	2120050-64660	78.18	\$78.18
09002691	12/19/2025	V000817	Rancho California Water District	RWD9989DEC25	HW	CHK	IS	TR	2120050-64660	86.65	\$86.65
09002692	12/19/2025	V000817	Rancho California Water District	RWD0152DEC25	HW	CHK	IS	TR	2120050-64660	77.03	\$77.03
09002693	12/19/2025	V000817	Rancho California Water District	RWD0153DEC25	HW	CHK	IS	TR	2120050-64660	115.46	\$115.46
09002694	12/19/2025	V000817	Rancho California Water District	RWD0340DEC25	HW	CHK	IS	TR	2040050-64660	98.89	\$98.89
09002695	12/19/2025	V000817	Rancho California Water District	RWD0341DEC25	HW	CHK	IS	TR	2040050-64660	64.91	\$64.91
09002696	12/19/2025	V000817	Rancho California Water District	RWD0353DEC25	HW	CHK	IS	TR	2040050-64660	98.89	\$98.89
09002697	12/19/2025	V000817	Rancho California Water District	RWD0509DEC25	HW	CHK	IS	TR	2040050-64660	106.43	\$106.43
09002698	12/19/2025	V000817	Rancho California Water District	RWD0624DEC25	HW	CHK	IS	TR	2120050-64660	62.93	\$62.93
09002699	12/19/2025	V000817	Rancho California Water District	RWD0927DEC25	HW	CHK	IS	TR	2120050-64660	113.55	\$113.55
09002700	12/19/2025	V000817	Rancho California Water District	RWD7339DEC25	HW	CHK	IS	TR	1716562-64660	491.68	\$491.68
09002701	12/19/2025	V000817	Rancho California Water District	RWD0742DEC25	HW	CHK	IS	TR	1716562-64660	153.24	

											\$60.17
09002735	12/19/2025	V000817	Rancho California Water District	RWD4398DEC25	HW	CHK	IS	TR	2000050-64660	380.26	\$380.26
09002736	12/19/2025	V000817	Rancho California Water District	RWD4472DEC25	HW	CHK	IS	TR	2000050-64660	226.75	\$226.75
09002737	12/19/2025	V000817	Rancho California Water District	RWD4473DEC25	HW	CHK	IS	TR	2000050-64660	56.59	\$56.59
09002738	12/19/2025	V000817	Rancho California Water District	RWD4475DEC25	HW	CHK	IS	TR	2140050-64660	84.54	\$84.54
09002739	12/19/2025	V000817	Rancho California Water District	RWD4525DEC25	HW	CHK	IS	TR	1880050-64660	153.24	\$153.24
09002740	12/19/2025	V000817	Rancho California Water District	RWD4526DEC25	HW	CHK	IS	TR	1880050-64660	283.91	\$283.91
09002741	12/19/2025	V000817	Rancho California Water District	RWD4527DEC25	HW	CHK	IS	TR	1880050-64660	323.29	\$323.29
09002742	12/19/2025	V000817	Rancho California Water District	RWD4528DEC25	HW	CHK	IS	TR	1880050-64660	710.30	\$710.30
09002743	12/19/2025	V000817	Rancho California Water District	RWD4529DEC25	HW	CHK	IS	TR	1880050-64660	185.46	\$185.46
09002744	12/19/2025	V000817	Rancho California Water District	RWD4530DEC25	HW	CHK	IS	TR	1880050-64660	282.12	\$282.12
09002745	12/19/2025	V000817	Rancho California Water District	RWD4531DEC25	HW	CHK	IS	TR	1880050-64660	155.03	\$155.03
09002746	12/19/2025	V000817	Rancho California Water District	RWD5105DEC25	HW	CHK	IS	TR	1880050-64660	904.44	\$904.44
09002747	12/19/2025	V000817	Rancho California Water District	RWD5106DEC25	HW	CHK	IS	TR	1880050-64660	338.40	\$338.40
09002748	12/19/2025	V000817	Rancho California Water District	RWD5136DEC25	HW	CHK	IS	TR	1716562-64660	153.24	\$153.24
09002749	12/19/2025	V000817	Rancho California Water District	RWD5164DEC25	HW	CHK	IS	TR	1716562-64660	117.75	\$117.75
09002750	12/19/2025	V000817	Rancho California Water District	RWD5177DEC25	HW	CHK	IS	TR	1716562-64660	153.24	\$153.24
09002751	12/19/2025	V000817	Rancho California Water District	RWD5178DEC25	HW	CHK	IS	TR	1716562-64660	42.27	\$42.27
09002752	12/19/2025	V000817	Rancho California Water District	RWD5696DEC25	HW	CHK	IS	TR	1716562-64660	251.51	\$251.51
09002753	12/19/2025	V000817	Rancho California Water District	RWD6096DEC25	HW	CHK	IS	TR	1716562-64660	427.57	\$427.57
09002754	12/19/2025	V000817	Rancho California Water District	RWD6101DEC25	HW	CHK	IS	TR	1716562-64660	441.41	\$441.41
09002755	12/19/2025	V000817	Rancho California Water District	RWD6244DEC25	HW	CHK	IS	TR	1716562-64660	604.50	\$604.50
09002756	12/19/2025	V000817	Rancho California Water District	RWD6245DEC25	HW	CHK	IS	TR	1716562-64660	476.21	\$476.21
09002757	12/19/2025	V000817	Rancho California Water District	RWD6247DEC25	HW	CHK	IS	TR	1716562-64660	180.09	\$180.09
09002758	12/19/2025	V000817	Rancho California Water District	RWD6248DEC25	HW	CHK	IS	TR	1716562-64660	1,868.23	\$1,868.23
09002759	12/19/2025	V000817	Rancho California Water District	RWD6249DEC25	HW	CHK	IS	TR	1716562-64660	1,287.08	\$1,287.08
09002760	12/19/2025	V000817	Rancho California Water District	RWD6257DEC25	HW	CHK	IS	TR	1716562-64660	117.75	\$117.75
09002761	12/19/2025	V000817	Rancho California Water District	RWD6260DEC25	HW	CHK	IS	TR	1716562-64660	427.70	\$427.70
09002762	12/19/2025	V000817	Rancho California Water District	RWD6261DEC25	HW	CHK	IS	TR	1716562-64660	153.24	\$153.24
09002763	12/19/2025	V000817	Rancho California Water District	RWD6501DEC25	HW	CHK	IS	TR	1716562-64660	497.99	\$497.99
09002764	12/19/2025	V000817	Rancho California Water District	RWD6811DEC25	HW	CHK	IS	TR	1716562-64660	56.59	\$56.59
09002765	12/19/2025	V000817	Rancho California Water District	RWD7635DEC25	HW	CHK	IS	TR	1716562-64660	56.59	\$56.59
09002766	12/19/2025	V000817	Rancho California Water District	RWD7636DEC25	HW	CHK	IS	TR	1716562-64660	235.50	\$235.50
09002767	12/19/2025	V000817	Rancho California Water District	RWD7647DEC25	HW	CHK	IS	TR	1716562-64660	441.89	

Check	Issue Date	Payee ID	Payee Name	Reference	2nd Ref	Cancel Date	Check Type	Doc Type	Status	Subsystem	Account	Check Amount	Total
09002768	12/19/2025	V000817	Rancho California Water District	RWD7650DEC25			HW	CHK	IS	TR	1716562-64660	256.88	\$441.89
09002769	12/19/2025	V000817	Rancho California Water District	RWD7651DEC25			HW	CHK	IS	TR	1716562-64660	574.74	\$256.88
09002770	12/19/2025	V000817	Rancho California Water District	RWD7652DEC25			HW	CHK	IS	TR	1716562-64660	296.44	\$574.74
09002771	12/19/2025	V000817	Rancho California Water District	RWD3320DEC25			HW	CHK	IS	TR	1716562-64660	72.66	\$296.44
09002783	12/19/2025	V000444	The Gas Company	024 2900 11/25			HW	CHK	IS	TR	1513580-64600	181.99	\$72.66
09002784	12/05/2025	V000817	Rancho California Water District	RWD1218DEC25			HW	CHK	IS	TR	1106155-64660	56.59	\$181.99
09002785	12/05/2025	V000817	Rancho California Water District	RWD1224DEC25			HW	CHK	IS	TR	1106155-64660	292.72	\$56.59
												\$292.72	

Issued: 126 \$64,133,555.22

Issued: 126 \$64,133,555.22

AP - Total \$64,133,555.22
Bank ID: EF - EF Checking Account

AP - Total \$64,133,555.22

Check	Issue Date	Payee ID	Payee Name	Reference	2nd Ref	Cancel Date	Check Type	Doc Type	Status	Subsystem	Account	Check Amount	Total
09002576	12/02/2025	V003120	CalPERS	HEALTHDEC2025			HW	CHK	IS	TR			\$749,317.63
09002606	12/03/2025	V003132	CalPERS Retirement (EF	PY2501240PERS			HW	CHK	IS	TR			\$523,791.85
09002611	12/12/2025	V003121	Internal Revenue Servi	1010/2501250			HW	CHK	IS	TR			\$49,512.44
09002612	12/12/2025	V003121	Internal Revenue Service (EFT PY)	2010/2501250			HW	CHK	IS	TR	1100000-21460	36,668.51	
											1110000-21460	6,687.92	
											1190000-21460	18.87	
											1510000-21460	11,327.85	
											1710000-21460	1,916.40	
											3060000-21460	1,120.52	
											3110000-21460	809.15	
											3580000-21460	716.53	
											4110000-21460	378.66	
											7010000-21460	56.28	
											7260000-21460	830.09	\$60,530.78
09002613	12/12/2025	V003121	Internal Revenue Service (EFT PY)	2015/2501250			HW	CHK	IS	TR	1100000-21450	220,560.96	
											1110000-21450	32,557.45	
											1190000-21450	70.46	
											1510000-21450	78,916.14	
											1710000-21450	14,668.64	
											3060000-21450	8,624.21	
											3110000-21450	4,425.30	
											3580000-21450	3,168.73	
											4110000-21450	3,671.33	
											7010000-21450	472.75	
											7260000-21450	6,869.31	\$374,005.28
09002614	12/12/2025	V003124	State of CA - EDD (EFT PY)	2020/2501250			HW	CHK	IS	TR	1100000-21660	95,136.81	
											1110000-21660	14,957.87	
											1190000-21660	26.94	
											1510000-21660	33,482.29	
											1710000-21660	5,771.45	
											3060000-21660	3,334.05	
											3110000-21660	1,336.22	
											3580000-21660	1,355.44	
											4110000-21660	1,349.98	
											7010000-21660	170.50	

										7260000-21660	2,998.31	
09002615	12/12/2025	V004808	Support Payment Clearinghouse	2810/2501250	HW	CHK	IS	TR	1100000-21480	8.75		\$159,919.86
									1110000-21480	133.40		
09002616	12/12/2025	V003123	CA State Disbursement Unit (EFT PAY)	2805/2501250	HW	CHK	IS	TR	1100000-21480	1,283.69		\$142.15
									1110000-21480	303.69		
									1190000-21480	21.75		
									1510000-21480	235.38		
									3580000-21480	71.32		
									7260000-21480	348.00		
09002617	12/12/2025	V003122	Nationwide Retirement Solutions(EFT PY)	1182/2501250	HW	CHK	IS	TR	1100000-21300	5,193.28		\$2,263.83
									1110000-21300	618.15		
09002618	12/12/2025	V003122	Nationwide Retirement Solutions(EFT PY)	2182/2501250	HW	CHK	IS	TR	1100000-21360	115,277.28		\$7,381.34
									1110000-21360	22,457.47		
									1190000-21360	72.64		
									1510000-21360	28,828.07		
									1710000-21360	2,852.22		
									3060000-21360	1,656.50		
									3110000-21360	1,998.68		
									3580000-21360	2,166.00		
									4110000-21360	488.00		
									7010000-21360	100.00		
									7260000-21360	617.54		
09002619	12/12/2025	V005111	Nationwide (401A)	1183/2501250	HW	CHK	IS	TR	1100000-21301	126.50		\$176,514.40
09002623	12/15/2025	V001067	ICMA-RC (RHS)(EFT)	RHSJAN2026	HW	CHK	IS	TR				\$126.50
09002626	12/17/2025	V001067	ICMA-RC (RHS)(EFT)	RHSJAN-112026	HW	CHK	IS	TR				\$108,565.78
09002628	12/29/2025	V003132	CalPERS Retirement (EF	PY2501250PERS	HW	CHK	IS	TR				\$161.60
09002629	12/26/2025	V003121	Internal Revenue Service (EFT PY)	1010/2501260	HW	CHK	IS	TR	1100000-21255	445.31		\$524,537.89
									1100000-21570	18,215.15		
									1110000-21570	4,839.91		
									1510000-21570	7,223.15		
									1710000-21570	1,415.56		
									3060000-21570	627.64		
									3110000-21570	757.59		
									3580000-21570	31.67		
									4110000-21570	90.29		
									7010000-21570	95.21		
									7260000-21570	669.52		
09002630	12/26/2025	V003121	Internal Revenue Service (EFT PY)	2010/2501260	HW	CHK	IS	TR	1100000-21460	22,023.10		\$34,411.00
									1110000-21460	5,722.64		
									1190000-21460	29.28		
									1510000-21460	10,326.69		
									1510000-21570	(49.28)		
									1710000-21460	1,507.86		
									3060000-21460	679.69		
									3110000-21460	757.59		
									3580000-21460	85.81		
									4110000-21460	146.33		
									7010000-21460	95.21		
									7260000-21460	669.52		
09002631	12/26/2025	V003121	Internal Revenue Service (EFT PY)	2015/2501260	HW	CHK	IS	TR	1100000-21450	131,452.53		\$41,994.44
									1110000-21450	32,630.20		
									1190000-21450	165.56		
									1510000-21450	64,405.27		
									1710000-21450	8,126.73		
									3060000-21450	3,986.22		

									3110000-21450	3,960.29	
									3580000-21450	476.94	
									4110000-21450	792.29	
									7010000-21450	612.23	
									7260000-21450	4,245.42	
											\$250,853.68
09002632	12/26/2025	V003124	State of CA - EDD (EFT PY)	2020/2501260	HW	CHK	IS	TR	1100000-21660	59,088.26	
									1110000-21660	15,327.75	
									1190000-21660	72.26	
									1510000-21660	28,453.34	
									1710000-21660	3,416.53	
									3060000-21660	1,815.33	
									3110000-21660	1,150.97	
									3580000-21660	213.54	
									4110000-21660	338.64	
									7010000-21660	261.58	
									7260000-21660	1,867.66	
											\$112,005.86
09002633	12/26/2025	V004808	Support Payment Clearinghouse	2810/2501260	HW	CHK	IS	TR	1100000-21480	24.95	
									1110000-21480	117.20	
											\$142.15
09002634	12/26/2025	V003123	CA State Disbursement Unit (EFT PAY)	2805/2501260	HW	CHK	IS	TR	1100000-21480	1,329.66	
									1110000-21480	303.69	
									1190000-21480	47.10	
									1510000-21480	235.38	
									7260000-21480	348.00	
											\$2,263.83
09002635	12/26/2025	V003122	Nationwide Retirement Solutions(EFT PY)	1182/2501260	HW	CHK	IS	TR	1100000-21300	5,037.14	
									1110000-21300	618.15	
									1510000-21300	361.96	
									1710000-21300	425.00	
									3060000-21300	127.50	
									3110000-21300	357.45	
									7010000-21300	100.00	
									7260000-21300	50.00	
											\$7,077.20
09002636	12/26/2025	V003122	Nationwide Retirement Solutions(EFT PY)	2182/2501260	HW	CHK	IS	TR	1100000-21360	57,293.95	
									1110000-21360	16,171.29	
									1190000-21360	127.03	
									1510000-21360	23,998.90	
									1710000-21360	2,776.22	
									3060000-21360	1,580.50	
									3110000-21360	1,783.45	
									3580000-21360	35.81	
									4110000-21360	488.00	
									7010000-21360	100.00	
									7260000-21360	617.54	
											\$104,972.69
09002637	12/26/2025	V005111	Nationwide (401A)	1183/2501260	HW	CHK	IS	TR	1100000-21301	126.50	
											\$126.50

Issued: 23 \$3,290,618.68

Issued: 23 \$3,290,618.68

EF - EF Checking Account Total \$3,290,618.68

EF - EF Checking Account Total \$3,290,618.68

Issued: 149 \$67,424,173.90

Issued: 149 \$67,424,173.90

Summary

Total \$67,424,173.90

Summary

Total \$67,424,173.90



CITY OF MURRIETA

City Council Meeting Agenda Report

2/17/2026
Agenda Item No. 4.

TO: HONORABLE MAYOR AND MEMBERS OF THE CITY COUNCIL

FROM: Javier Carcamo, Finance Director

PREPARED BY: Tanner Benson, Financial Analyst

SUBJECT: Monthly Investment Transaction Report for December 2025

ABSTRACT

The December 2025 Monthly Investment Transaction Report is submitted to the City Council in compliance with California Government Code Section 53607, which requires monthly disclosure of investment activity. The report summarizes the City's long-term investment activity managed by Chandler Asset Management, short-term investments held with the Local Agency Investment Fund, and earnings from the Wells Fargo Cash Sweep Program.

As of December 30, 2025, the City's total ending book value for investment accounts held with Chandler Asset Management and Local Agency Investment Fund was \$216,162,243.42. Additionally, the Cash Sweep Program generated \$245,220.63 in earnings for December.

RECOMMENDATION

Receive and file the Monthly Investment Transaction Report for December 2025.

PRIOR ACTION/VOTE

None.

CITY COUNCIL GOAL

Maintain a high performing organization that values fiscal sustainability, transparency, accountability and organizational efficiency.

DISCUSSION

This report is filed with the City Council in compliance with Government Code Section 53607, which states that a monthly report of transactions related to the purchase, sale, or exchange of securities is made monthly to the legislative body. The City of Murrieta (City) has both long-term and short-term investments. The City's

managed investment portfolio is for longer-term investments, managed by Chandler Asset Management. The Local Agency Investment Fund (LAIF), managed by the California State Treasurer, is used for short-term investments and functions more like a savings account to facilitate cash flow.

This report includes funds under management from Chandler Asset Management, funds deposited with LAIF, and earnings received from the Wells Fargo Cash Sweep Program. Bond funds held by the City's Trustee, US Bank, are not included in this report but are on file and available upon request.

The transactions in the long-term investment portfolio for December 2025 include dispositions of \$5,890,743.56 in cash, payables, receivables, maturities, and sales, which also includes a withdrawal for bank fees. Subsequently, these proceeds, together with the dispositions and monthly interest earnings, were reinvested in security and money market fund purchases totaling \$6,312,862.53.

The California State Treasurer allocates and reinvests LAIF interest earnings on a quarterly basis. Quarterly interest earnings are reflected in the statement one month following the end of the quarter. The account received the last interest earnings deposit in September 2025 for the previous quarter. The next quarterly interest earnings are scheduled to be deposited in January 2026.

As of December 30, 2025, the City's Total Ending Book Value (or what the City actually paid for the investments) for both investment accounts (long and short-term accounts) is \$216,162,243.42. Both accounts combined had an overall increase of \$60,586,938.20, or 38.94%, which includes any deposits, dispositions, applicable interest earnings, and any realized gain/loss, less monthly fees charged to the account. The City transferred \$60 million from the General Checking account to our LAIF account to maximize interest earnings, since the Wells Fargo Sweep Account's interest rates are currently lower than those in our LAIF account.

The City is also earning monthly dividends in the General Checking account. The Wells Fargo "Cash Sweep Program" allows the City to earn a return on uninvested cash balances in our General Checking Account by automatically "sweeping" cash balances into a Sweep investment vehicle until such balances are otherwise needed to satisfy obligations arising in the account.

The total earnings from the Cash Sweep Program for the month of December were \$245,220.63.

Attached are the investment portfolio accounts for Chandler Asset Management for the month of December (Attachment 1) and the regular monthly statement for LAIF (Attachment 2), which lists all transactions associated with the respective accounts. In addition, Attachment 3 provides a summary of daily transactions for the Wells Fargo Cash Sweep Program.

This report also includes a statement of compliance with state law and the City's investment policy for the various investment categories.

FISCAL IMPACT

The recommended action has no fiscal impact. Interest earnings projections are included in the Fiscal Year 2025/26 Operating Budget.

ATTACHMENTS

- ATT 1 - Chandler Asset Management Monthly Account Statement for December 2025
- ATT 2 - Local Agency Investment Fund (LAIF) Monthly Statement for December 2025
- ATT 3 - Wells Fargo Cash Sweep Program December 2025 Statement

MONTHLY ACCOUNT STATEMENT

City of Murrieta | Account | As of December 31, 2025

CHANDLER ASSET MANAGEMENT | chandlerasset.com

Custodian:

US Bank

PORTFOLIO SUMMARY

City of Murrieta | Account | As of December 31, 2025

Portfolio Characteristics

Average Modified Duration	1.81
Average Coupon	3.84%
Average Purchase YTM	4.35%
Average Market YTM	3.69%
Average Credit Quality*	AA+
Average Final Maturity	2.13
Average Life	1.94

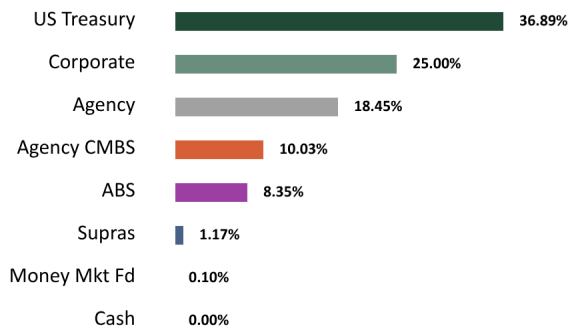
Account Summary

	End Values as of 11/30/2025	End Values as of 12/31/2025
Market Value	156,585,814.68	156,989,004.94
Accrued Interest	1,231,946.88	1,309,528.47
Total Market Value	157,817,761.56	158,298,533.41
Income Earned	434,611.60	559,155.72
Cont/WD	0.00	0.00
Par	156,464,079.77	156,885,235.87
Book Value	153,531,631.97	154,118,570.17
Cost Value	153,531,631.97	154,118,570.17

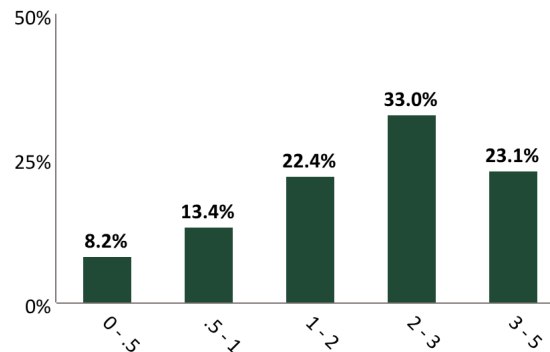
Top Issuers

United States	36.89%
Federal Home Loan Banks	11.50%
FHLMC	10.03%
Farm Credit System	6.95%
Massachusetts Mutual Life Insurance	1.34%
New York Life Insurance Company	1.26%
American Express Credit Master Trust	1.22%
International Bank for Recon and Dev	1.17%

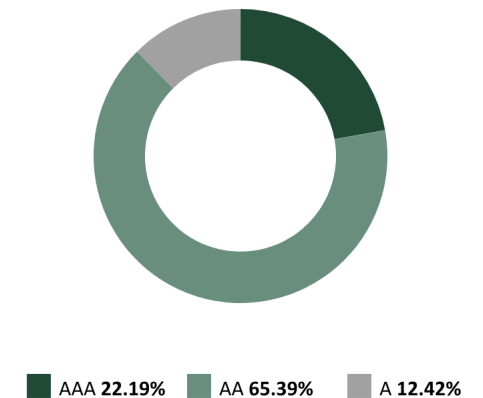
Sector Allocation



Maturity Distribution



Credit Quality*



Performance Review

Total Rate of Return**	1M	3M	YTD	1YR	2YRS	3YRS	5YRS	10YRS	Since Inception (02/01/20)
City of Murrieta	0.31%	1.13%	5.48%	5.48%	4.95%	4.92%	2.16%	--	2.29%
Benchmark Return	0.32%	1.12%	5.09%	5.09%	4.58%	4.47%	1.79%	--	1.94%

*The average credit quality is a weighted average calculation of the highest of S&P, Moody's and Fitch.

**Periods over 1 year are annualized.

Benchmark: ICE BofA 1-3 Year US Treasury Index

STATEMENT OF COMPLIANCE



City of Murrieta | Account | As of December 31, 2025

Rules Name	Limit	Actual	Compliance Status	Notes
AGENCY MORTGAGE SECURITIES				
Max % (MV)	20.0	10.0	Compliant	
Max % Issuer (MV)	30.0	10.0	Compliant	
Max Maturity (Years)	5.0	4.2	Compliant	
ASSET-BACKED SECURITIES (ABS)				
Max % (MV)	20.0	8.4	Compliant	
Max % Issuer (MV)	5.0	0.8	Compliant	
Max Maturity (Years)	5	4	Compliant	
Min Rating (AA- by 1)	0.0	0.0	Compliant	
BANKERS' ACCEPTANCES				
Max % (MV)	30.0	0.0	Compliant	
Max % Issuer (MV)	5.0	0.0	Compliant	
Max Maturity (Days)	180	0.0	Compliant	
Min Rating (A-1 by 1 or A- by 1)	0.0	0.0	Compliant	
CERTIFICATE OF DEPOSIT PLACEMENT SERVICE (CDARS)				
Max % (MV)	30.0	0.0	Compliant	
Max Maturity (Years)	5.0	0.0	Compliant	
COLLATERALIZED TIME DEPOSITS (NON-NEGOTIABLE CD/TD)				
Max % (MV)	20.0	0.0	Compliant	
Max % Issuer (MV)	5.0	0.0	Compliant	
Max Maturity (Years)	5.0	0.0	Compliant	
COMMERCIAL PAPER				
Max % (MV)	40.0	0.0	Compliant	
Max % Issuer (MV)	5.0	0.0	Compliant	
Max Maturity (Days)	270	0.0	Compliant	
Min Rating (A-1 by 1 or A- by 1)	0.0	0.0	Compliant	
CORPORATE MEDIUM TERM NOTES				
Max % (MV)	30.0	25.0	Compliant	
Max % Issuer (MV)	5.0	1.3	Compliant	
Max Maturity (Years)	5	3	Compliant	
Min Rating (A- by 1)	0.0	0.0	Compliant	
FDIC INSURED TIME DEPOSITS (NON-NEGOTIABLE CD/TD)				

STATEMENT OF COMPLIANCE



City of Murrieta | Account | As of December 31, 2025

Rules Name	Limit	Actual	Compliance Status	Notes
Max % (MV)	20.0	0.0	Compliant	
Max Maturity (Years)	5	0.0	Compliant	
FEDERAL AGENCIES				
Max % (MV)	100.0	18.5	Compliant	
Max % Issuer (MV)	30.0	11.5	Compliant	
Max Callables (MV)	20.0	0.0	Compliant	
Max Maturity (Years)	5	2	Compliant	
LOCAL AGENCY INVESTMENT FUND (LAIF)				
Max Concentration (MV)	75.0	0.0	Compliant	
MONEY MARKET MUTUAL FUNDS				
Max % (MV)	20.0	0.1	Compliant	
Max % Issuer (MV)	10.0	0.1	Compliant	
Min Rating (AAA by 2)	0.0	0.0	Compliant	
MUNICIPAL SECURITIES (CA, LOCAL AGENCY)				
Max % (MV)	30.0	0.0	Compliant	
Max % Issuer (MV)	5.0	0.0	Compliant	
Max Maturity (Years)	5	0.0	Compliant	
Min Rating (A- by 1)	0.0	0.0	Compliant	
MUTUAL FUNDS				
Max % (MV)	20.0	0.0	Compliant	
Max % Issuer (MV)	10.0	0.0	Compliant	
Min Rating (AAA by 2)	0.0	0.0	Compliant	
NEGOTIABLE CERTIFICATES OF DEPOSIT (NCD)				
Max % (MV)	30.0	0.0	Compliant	
Max % Issuer (MV)	5.0	0.0	Compliant	
Max Maturity (Years)	5	0.0	Compliant	
Min Rating (A-1 by 1 or A- by 1 if > FDIC Limit)	0.0	0.0	Compliant	
REPURCHASE AGREEMENTS				
Max % (MV)	20.0	0.0	Compliant	
Max Maturity (Years)	1.0	0.0	Compliant	
SUPRANATIONAL OBLIGATIONS				
Max % (MV)	30.0	1.2	Compliant	
Max % Issuer (MV)	10.0	1.2	Compliant	
Max Maturity (Years)	5	2	Compliant	

STATEMENT OF COMPLIANCE



City of Murrieta | Account | As of December 31, 2025

Rules Name	Limit	Actual	Compliance Status	Notes
Min Rating (AA- by 1)	0.0	0.0	Compliant	
U.S. TREASURIES				
Max % (MV)	100.0	36.9	Compliant	
Max Maturity (Years)	5	4	Compliant	

RECONCILIATION SUMMARY

City of Murrieta | Account | As of December 31, 2025

Maturities / Calls

Month to Date	(425,000.00)
Fiscal Year to Date	(15,050,000.00)

Principal Paydowns

Month to Date	(230,348.14)
Fiscal Year to Date	(2,276,343.00)

Purchases

Month to Date	6,312,862.53
Fiscal Year to Date	34,615,366.36

Sales

Month to Date	(5,176,940.26)
Fiscal Year to Date	(14,387,248.62)

Interest Received

Month to Date	467,647.20
Fiscal Year to Date	2,949,241.33

Purchased / Sold Interest

Month to Date	13,926.93
Fiscal Year to Date	(41,466.59)

Accrual Activity Summary

	Month to Date	Fiscal Year to Date (07/01/2025)
Beginning Book Value	153,531,631.97	150,913,261.27
Maturities/Calls	(425,000.00)	(15,050,000.00)
Principal Paydowns	(230,348.14)	(2,276,343.00)
Purchases	6,312,862.53	34,615,366.36
Sales	(5,176,940.26)	(14,387,248.62)
Change in Cash, Payables, Receivables	(58,455.16)	(4,729.51)
Amortization/Accretion	0.00	0.00
Realized Gain (Loss)	164,819.23	308,263.67
Ending Book Value	154,118,570.17	154,118,570.17

Fair Market Activity Summary

	Month to Date	Fiscal Year to Date (07/01/2025)
Beginning Market Value	156,585,814.68	153,376,376.64
Maturities/Calls	(425,000.00)	(15,050,000.00)
Principal Paydowns	(230,348.14)	(2,276,343.00)
Purchases	6,312,862.53	34,615,366.36
Sales	(5,176,940.26)	(14,387,248.62)
Change in Cash, Payables, Receivables	(58,455.16)	(4,729.51)
Amortization/Accretion	0.00	0.00
Change in Net Unrealized Gain (Loss)	(183,747.95)	407,319.39
Realized Gain (Loss)	164,819.23	308,263.67
Ending Market Value	156,989,004.94	156,989,004.94

HOLDINGS REPORT



City of Murrieta | Account | As of December 31, 2025

Cusip	Security Description	Par Value/ Units	Purchase Date Purchase Yield	Cost Value Book Value	Mkt Price Mkt YTM	Market Value Accrued Int.	% of Port. Gain/Loss	Moody's/ S&P/ Fitch	Maturity Duration
ABS									
36269FAD8	GMALT 2024-1 A3 5.09 03/22/2027	223,568.18	02/08/2024 5.09%	223,540.23 223,540.23	100.23 4.03%	224,073.22 347.71	0.14% 532.98	NA/AAA AAA	1.22 0.20
05611UAD5	BMWLT 2024-1 A3 4.98 03/25/2027	551,492.47	06/20/2024 5.19%	548,562.67 548,562.67	100.24 3.75%	552,802.82 457.74	0.35% 4,240.15	Aaa/AAA NA	1.23 0.19
36265WAD5	GMCAR 2022-3 A3 3.64 04/16/2027	880.58	07/06/2022 3.64%	880.57 880.57	99.98 4.11%	880.43 1.34	0.00% (0.14)	Aaa/NA AAA	1.29 0.04
58770JAD6	MBALT 2024-A A3 5.32 01/18/2028	350,000.00	05/17/2024 5.32%	349,959.05 349,959.05	100.97 4.03%	353,400.95 827.56	0.23% 3,441.90	Aaa/NA AAA	2.05 0.72
58769GAD5	MBALT 2024-B A3 4.23 02/15/2028	545,000.00	09/17/2024 4.24%	544,908.28 544,908.28	100.22 3.97%	546,207.18 1,024.60	0.35% 1,298.90	NA/AAA AAA	2.13 0.74
362962AD4	GMALT 2025-2 A3 4.58 05/22/2028	705,000.00	05/20/2025 4.58%	704,988.30 704,988.30	100.90 3.87%	711,326.67 986.61	0.45% 6,338.37	NA/AAA AAA	2.39 1.18
437918AC9	HAROT 2024-1 A3 5.21 08/15/2028	1,019,577.49	02/13/2024 5.21%	1,019,533.14 1,019,533.14	100.87 4.07%	1,028,439.66 2,360.89	0.66% 8,906.52	Aaa/AAA NA	2.62 0.72
161571HT4	CHAIT 2023-1 A 5.16 09/15/2028	1,320,000.00	09/07/2023 5.23%	1,319,634.10 1,319,634.10	100.94 3.83%	1,332,422.52 3,027.20	0.85% 12,788.42	NA/AAA AAA	2.71 0.68
05594HAD5	BMWLT 2025-2 A3 3.97 09/25/2028	800,000.00	10/08/2025 3.97%	799,997.76 799,997.76	100.27 3.82%	802,140.00 529.33	0.51% 2,142.24	NA/AAA AAA	2.74 1.47
47800RAD5	JDOT 2024 A3 4.96 11/15/2028	335,000.00	03/11/2024 4.96%	334,981.24 334,981.24	100.88 3.98%	337,935.61 738.49	0.22% 2,954.37	Aaa/NA AAA	2.88 0.85
096919AD7	BMWOT 2024-A A3 5.18 02/26/2029	591,367.93	06/04/2024 5.18%	591,278.11 591,278.11	100.91 3.98%	596,765.35 510.55	0.38% 5,487.24	Aaa/AAA NA	3.16 0.73
58768YAD7	MBALT 2025-A A3 4.61 04/16/2029	770,000.00	05/14/2025 4.61%	769,906.14 769,906.14	101.32 3.94%	780,153.22 1,577.64	0.50% 10,247.08	NA/AAA AAA	3.29 1.84
02582JKH2	AMXCA 2024-1 A 5.23 04/16/2029	640,000.00	04/16/2024 5.23%	639,868.80 639,868.80	101.89 3.75%	652,097.92 1,487.64	0.42% 12,229.12	NA/AAA AAA	3.29 1.22
47800DAD6	JDOT 2025 A3 4.23 09/17/2029	670,000.00	03/04/2025 4.23%	669,957.86 669,957.86	100.75 3.85%	674,998.20 1,259.60	0.43% 5,040.34	Aaa/NA AAA	3.71 1.77
44935XAD7	HART 2025-B A3 4.36 12/17/2029	585,000.00	06/03/2025 4.36%	584,947.18 584,947.18	100.95 3.87%	590,585.00 1,133.60	0.38% 5,637.82	NA/AAA AAA	3.96 1.79
92348KDY6	VZMT 2025-3 A1A 4.51 03/20/2030	1,050,000.00	03/25/2025 4.51%	1,049,954.85 1,049,954.85	100.79 4.13%	1,058,345.40 1,446.96	0.67% 8,390.55	Aaa/NA AAA	4.22 1.16
02582JKP4	AMXCA 2025-2 A 4.28 04/15/2030	1,255,000.00	05/06/2025 4.28%	1,254,977.28 1,254,977.28	101.14 3.79%	1,269,324.57 2,387.29	0.81% 14,347.29	NA/AAA AAA	4.29 2.14

HOLDINGS REPORT



City of Murrieta | Account | As of December 31, 2025

Cusip	Security Description	Par Value/ Units	Purchase Date Purchase Yield	Cost Value Book Value	Mkt Price Mkt YTM	Market Value Accrued Int.	% of Port. Gain/Loss	Moody's/ S&P/ Fitch	Maturity Duration
362549AD9	GMCAR 2025-2 A3 4.28 04/16/2030	370,000.00	05/06/2025 4.28%	369,945.54 369,945.54	100.76 3.82%	372,804.23 659.83	0.24% 2,858.69	Aaa/AAA NA	4.29 1.52
92970QAJ4	WFCIT 2025-1 A 4.34 05/15/2030	1,210,000.00	06/03/2025 4.33%	1,209,979.91 1,209,979.91	101.33 3.78%	1,226,062.75 2,333.96	0.78% 16,082.84	NA/AAA AAA	4.37 2.21
Total ABS		12,991,886.65	4.68%	12,987,801.01	100.92 3.89%	13,110,765.68 23,098.53	8.35% 122,964.67		3.23 1.29

AGENCY									
3133EPW68	FEDERAL FARM CREDIT BANKS FUNDING CORP 4.125 01/22/2026	1,400,000.00	01/24/2024 4.40%	1,392,860.00 1,392,860.00	100.03 3.60%	1,400,355.60 25,506.25	0.89% 7,495.60	Aa1/AA+ AA+	0.06 0.06
3133ERDZ1	FEDERAL FARM CREDIT BANKS FUNDING CORP 4.75 05/08/2026	1,000,000.00	05/20/2024 4.87%	997,690.00 997,690.00	100.39 3.60%	1,003,902.00 6,993.06	0.64% 6,212.00	Aa1/AA+ AA+	0.35 0.35
3130AWLZ1	FEDERAL HOME LOAN BANKS 4.75 06/12/2026	2,000,000.00	08/16/2023 4.78%	1,998,620.00 1,998,620.00	100.48 3.63%	2,009,694.00 5,013.89	1.28% 11,074.00	Aa1/AA+ AA+	0.45 0.44
3133EPZY4	FEDERAL FARM CREDIT BANKS FUNDING CORP 5.0 07/30/2026	2,000,000.00	11/09/2023 4.85%	2,007,480.00 2,007,480.00	100.73 3.71%	2,014,532.00 41,944.44	1.28% 7,052.00	Aa1/AA+ AA+	0.58 0.56
3133EPSW6	FEDERAL FARM CREDIT BANKS FUNDING CORP 4.5 08/14/2026	2,405,000.00	08/09/2023 4.58%	2,399,468.50 2,399,468.50	100.55 3.59%	2,418,191.43 41,185.63	1.54% 18,722.93	Aa1/AA+ AA+	0.62 0.60
3130AWTQ3	FEDERAL HOME LOAN BANKS 4.625 09/11/2026	4,500,000.00	-- 4.81%	4,476,030.00 4,476,030.00	100.69 3.60%	4,531,023.00 63,593.75	2.89% 54,993.00	Aa1/AA+ AA+	0.70 0.67
3130AXU63	FEDERAL HOME LOAN BANKS 4.625 11/17/2026	1,750,000.00	11/30/2023 4.53%	1,754,427.50 1,754,427.50	100.85 3.62%	1,764,946.75 9,892.36	1.12% 10,519.25	Aa1/AA+ AA+	0.88 0.85
3130AYPN0	FEDERAL HOME LOAN BANKS 4.125 01/15/2027	2,000,000.00	01/30/2024 4.21%	1,995,560.00 1,995,560.00	100.64 3.49%	2,012,804.00 38,041.67	1.28% 17,244.00	Aa1/AA+ AA+	1.04 0.99
3133EP6K6	FEDERAL FARM CREDIT BANKS FUNDING CORP 4.5 03/26/2027	1,000,000.00	04/08/2024 4.66%	995,520.00 995,520.00	101.18 3.51%	1,011,786.00 11,875.00	0.64% 16,266.00	Aa1/AA+ AA+	1.23 1.18
3130BOTY5	FEDERAL HOME LOAN BANKS 4.75 04/09/2027	1,500,000.00	04/10/2024 4.84%	1,496,115.00 1,496,115.00	101.68 3.38%	1,525,243.50 16,229.17	0.97% 29,128.50	Aa1/AA+ AA+	1.27 1.21
3133ERFJ5	FEDERAL FARM CREDIT BANKS FUNDING CORP 4.5 05/20/2027	1,000,000.00	05/20/2024 4.69%	994,830.00 994,830.00	101.31 3.52%	1,013,122.00 5,125.00	0.65% 18,292.00	Aa1/AA+ AA+	1.38 1.33
3130ATSS7	FEDERAL HOME LOAN BANKS 4.5 03/10/2028	3,000,000.00	03/24/2025 4.02%	3,039,480.00 3,039,480.00	102.09 3.50%	3,062,718.00 41,625.00	1.95% 23,238.00	Aa1/AA+ AA+	2.19 2.05
3130AWC24	FEDERAL HOME LOAN BANKS 4.0 06/09/2028	2,000,000.00	07/06/2023 4.49%	1,956,940.00 1,956,940.00	101.12 3.52%	2,022,358.00 4,888.89	1.29% 65,418.00	Aa1/AA+ AA+	2.44 2.30

HOLDINGS REPORT



City of Murrieta | Account | As of December 31, 2025

Cusip	Security Description	Par Value/ Units	Purchase Date Purchase Yield	Cost Value Book Value	Mkt Price Mkt YTM	Market Value Accrued Int.	% of Port. Gain/Loss	Moody's/ S&P/ Fitch	Maturity Duration
3130AVVX7	FEDERAL HOME LOAN BANKS 3.75 06/09/2028	1,120,000.00	06/07/2023 4.00%	1,107,243.20 1,107,243.20	100.56 3.51%	1,126,301.12 2,566.67	0.72% 19,057.92	Aa1/AA+ AA+	2.44 2.31
3133EPWK7	FEDERAL FARM CREDIT BANKS FUNDING CORP 4.5 09/22/2028	2,000,000.00	10/12/2023 4.71%	1,981,460.00 1,981,460.00	102.44 3.55%	2,048,888.00 24,750.00	1.31% 67,428.00	Aa1/AA+ AA+	2.73 2.52
Total Agency		28,675,000.00	4.56%	28,593,724.20	101.02 3.56%	28,965,865.40 339,230.76	18.45% 372,141.19		1.22 1.15

AGENCY CMBS									
3137BSP72	FHMS K-058 A2 2.653 08/25/2026	2,000,000.00	02/09/2023 4.35%	1,890,546.88 1,890,546.88	99.14 3.82%	1,982,870.00 4,421.67	1.26% 92,323.12	Aa1/AA+ AAA	0.65 0.59
3137BTUM1	FHMS K-061 A2 3.347 11/25/2026	857,477.70	09/22/2022 4.23%	826,695.59 826,695.59	99.44 3.79%	852,696.40 2,391.65	0.54% 26,000.81	Aa1/AA+ AAA	0.90 0.80
3137BVZ82	FHMS K-063 A2 3.43 01/25/2027	862,000.00	-- 4.09%	839,600.51 839,600.51	99.54 3.71%	858,059.80 2,463.88	0.55% 18,459.29	Aa1/AA+ AAA	1.07 0.89
3137F1G44	FHMS K-065 A2 3.243 04/25/2027	1,000,000.00	09/19/2022 4.08%	965,468.75 965,468.75	99.26 3.71%	992,617.00 2,702.50	0.63% 27,148.25	Aa1/AA+ AAA	1.31 1.18
3137FBU79	FHMS K-069 A2 3.187 09/25/2027	1,213,921.16	05/18/2023 4.13%	1,166,075.61 1,166,075.61	98.93 3.74%	1,200,906.71 3,223.97	0.76% 34,831.11	Aa1/AAA AA+	1.73 1.61
3137F4X72	FHMS K-075 A2 3.65 02/25/2028	1,165,000.00	09/14/2023 4.92%	1,107,478.13 1,107,478.13	99.61 3.75%	1,160,487.96 3,543.54	0.74% 53,009.83	Aa1/AA+ AAA	2.15 2.00
3137FJEH8	FHMS K-081 A2 3.9 08/25/2028	1,250,000.00	05/28/2024 4.94%	1,197,265.63 1,197,265.63	100.08 3.79%	1,251,050.00 4,062.50	0.80% 53,784.37	Aa1/AA+ AAA	2.65 2.45
3137FK4M5	FHMS K-085 A2 4.06 10/25/2028	2,000,000.00	05/07/2025 4.12%	1,990,703.13 1,990,703.13	100.49 3.80%	2,009,754.00 6,766.67	1.28% 19,050.87	Aaa/AA+ AA+	2.82 2.58
3137H5YC5	FHMS K-748 A2 2.26 01/25/2029	1,500,000.00	08/19/2024 4.12%	1,385,332.03 1,385,332.03	95.51 3.84%	1,432,672.50 2,825.00	0.91% 47,340.47	Aa1/AA+ AAA	3.07 2.83
3137FLMV3	FHMS K-090 A2 3.422 02/25/2029	2,000,000.00	03/27/2025 4.30%	1,932,500.00 1,932,500.00	98.66 3.83%	1,973,250.00 5,703.33	1.26% 40,750.00	Aa1/AAA AA+	3.15 2.88
3137HA4B9	FHMS K-751 A2 4.412 03/25/2030	2,000,000.00	03/26/2025 4.37%	1,997,890.63 1,997,890.63	101.42 3.97%	2,028,316.00 7,353.33	1.29% 30,425.37	Aaa/AA+ AA+	4.23 3.50
Total Agency CMBS		15,848,398.86	4.33%	15,299,556.89	99.36 3.81%	15,742,680.37 45,458.05	10.03% 443,123.48		2.35 2.11

CASH									
CCYUSD	Receivable	1,478.73	--	1,478.73 1,478.73	1.00	1,478.73 0.00	0.00% 0.00	Aaa/AAA AAA	0.00 0.00

HOLDINGS REPORT



City of Murrieta | Account | As of December 31, 2025

Cusip	Security Description	Par Value/ Units	Purchase Date Purchase Yield	Cost Value Book Value	Mkt Price Mkt YTM	Market Value Accrued Int.	% of Port. Gain/Loss	Moody's/ S&P/ Fitch	Maturity Duration
Total Cash		1,478.73		1,478.73	1.00	1,478.73 0.00	0.00% 0.00		0.00 0.00
CORPORATE									
037833BY5	APPLE INC 3.25 02/23/2026	1,000,000.00	02/22/2023 4.72%	959,390.00 959,390.00	99.90 3.92%	998,991.00 11,555.56	0.64% 39,601.00	Aaa/AA+ NA	0.15 0.14
57629W6F2	MASSMUTUAL GLOBAL FUNDING II 4.5 04/10/2026	750,000.00	04/04/2023 4.52%	749,482.50 749,482.50	100.15 3.91%	751,121.25 7,593.75	0.48% 1,638.75	Aa3/AA+ AA+	0.27 0.27
00440EAV9	CHUBB INA HOLDINGS LLC 3.35 05/03/2026	1,000,000.00	09/13/2023 5.23%	954,220.00 954,220.00	99.81 3.90%	998,121.00 5,397.22	0.64% 43,901.00	A2/A A	0.34 0.33
58989V2F0	MET TOWER GLOBAL FUNDING 5.4 06/20/2026	1,000,000.00	06/12/2023 5.38%	1,000,440.00 1,000,440.00	100.64 3.99%	1,006,419.00 1,650.00	0.64% 5,979.00	Aa3/AA- AA-	0.47 0.46
69371RS56	PACCAR FINANCIAL CORP 5.05 08/10/2026	1,450,000.00	-- 4.99%	1,451,925.00 1,451,925.00	100.69 3.87%	1,460,048.50 28,679.79	0.93% 8,123.50	A1/A+ NA	0.61 0.58
06428CAA2	BANK OF AMERICA NA 5.526 08/18/2026	1,000,000.00	09/13/2023 5.57%	998,810.00 998,810.00	100.91 4.04%	1,009,079.00 20,415.50	0.64% 10,269.00	Aa2/A+ AA	0.63 0.52
713448FW3	PEPSICO INC 5.125 11/10/2026	510,000.00	11/08/2023 5.13%	509,862.30 509,862.30	101.05 3.87%	515,331.54 3,702.81	0.33% 5,469.24	A1/A+ NA	0.86 0.75
48125LRU8	JPMORGAN CHASE BANK NA 5.11 12/08/2026	1,575,000.00	-- 5.08%	1,576,460.00 1,576,460.00	101.08 3.92%	1,591,989.53 5,141.94	1.01% 15,529.53	Aa2/AA- AA	0.94 0.82
24422EXF1	JOHN DEERE CAPITAL CORP 4.5 01/08/2027	1,000,000.00	01/10/2024 4.52%	999,460.00 999,460.00	100.76 3.73%	1,007,569.00 21,625.00	0.64% 8,109.00	A1/A A+	1.02 0.97
78016HZT0	ROYAL BANK OF CANADA 4.875 01/19/2027	1,245,000.00	01/10/2024 4.88%	1,244,688.75 1,244,688.75	101.03 3.86%	1,257,883.26 27,312.19	0.80% 13,194.51	A1/A AA-	1.05 0.99
17275RBQ4	CISCO SYSTEMS INC 4.8 02/26/2027	1,500,000.00	02/29/2024 4.78%	1,500,810.00 1,500,810.00	101.12 3.79%	1,516,816.50 25,000.00	0.97% 16,006.50	A1/AA- NA	1.16 1.02
857477CL5	STATE STREET CORP 4.993 03/18/2027	1,210,000.00	03/13/2024 4.99%	1,210,000.00 1,210,000.00	101.34 3.85%	1,226,201.90 17,285.49	0.78% 16,201.90	Aa3/A AA-	1.21 1.08
665859AW4	NORTHERN TRUST CORP 4.0 05/10/2027	1,000,000.00	09/14/2022 4.23%	990,460.00 990,460.00	100.33 3.75%	1,003,262.00 5,666.67	0.64% 12,802.00	A2/A+ A+	1.36 1.22
009158AY2	AIR PRODUCTS AND CHEMICALS INC 1.85 05/15/2027	1,500,000.00	02/09/2024 4.71%	1,371,945.00 1,371,945.00	97.49 3.74%	1,462,392.00 3,545.83	0.93% 90,447.00	A2/A NA	1.37 1.33
437076DB5	HOME DEPOT INC 4.875 06/25/2027	740,000.00	-- 4.95%	738,545.60 738,545.60	101.69 3.69%	752,513.40 601.25	0.48% 13,967.80	A2/A A	1.48 1.34
09290DAH4	BLACKROCK INC 4.6 07/26/2027	750,000.00	07/18/2024 4.57%	750,645.00 750,645.00	101.32 3.73%	759,865.50 14,854.17	0.48% 9,220.50	Aa3/AA- NA	1.57 1.40

HOLDINGS REPORT



City of Murrieta | Account | As of December 31, 2025

Cusip	Security Description	Par Value/ Units	Purchase Date Purchase Yield	Cost Value Book Value	Mkt Price Mkt YTM	Market Value Accrued Int.	% of Port. Gain/Loss	Moody's/ S&P/ Fitch	Maturity Duration
532457CP1	ELI LILLY AND CO 4.15 08/14/2027	1,250,000.00	08/22/2024 4.10%	1,251,637.50 1,251,637.50	100.74 3.67%	1,259,202.50 19,741.32	0.80% 7,565.00	Aa3/A+ NA	1.62 1.45
023135BC9	AMAZON.COM INC 3.15 08/22/2027	1,000,000.00	07/30/2024 4.55%	960,450.00 960,450.00	99.19 3.66%	991,874.00 11,287.50	0.63% 31,424.00	A1/AA AA-	1.64 1.56
89236TKJ3	TOYOTA MOTOR CREDIT CORP 4.55 09/20/2027	1,000,000.00	06/20/2024 4.89%	989,900.00 989,900.00	101.24 3.79%	1,012,382.00 12,765.28	0.64% 22,482.00	A1/A+ A+	1.72 1.62
64952WFJ7	NEW YORK LIFE GLOBAL FUNDING 3.9 10/01/2027	1,000,000.00	09/25/2024 3.91%	999,820.00 999,820.00	100.15 3.81%	1,001,534.00 9,750.00	0.64% 1,714.00	Aa1/AA+ AAA	1.75 1.66
91324PDE9	UNITEDHEALTH GROUP INC 2.95 10/15/2027	1,250,000.00	07/30/2024 4.60%	1,189,300.00 1,189,300.00	98.60 3.77%	1,232,451.25 7,784.72	0.79% 43,151.25	A2/A+ A	1.79 1.71
24422EXZ7	JOHN DEERE CAPITAL CORP 4.65 01/07/2028	700,000.00	01/06/2025 4.66%	699,790.00 699,790.00	101.72 3.75%	712,041.40 15,732.50	0.45% 12,251.40	A1/A A+	2.02 1.87
64952WCX9	NEW YORK LIFE GLOBAL FUNDING 3.0 01/10/2028	1,000,000.00	08/26/2025 4.04%	976,720.00 976,720.00	98.20 3.94%	981,956.00 14,250.00	0.63% 5,236.00	Aa1/AA+ AAA	2.03 1.91
63743HFW7	NATIONAL RURAL UTILITIES COOPERATIVE FINANCE CORP 4.75 02/07/2028	1,500,000.00	06/17/2025 4.40%	1,512,345.00 1,512,345.00	101.52 3.99%	1,522,744.50 28,500.00	0.97% 10,399.50	A2/NA A	2.10 1.87
57629TBW6	MASSMUTUAL GLOBAL FUNDING II 4.45 03/27/2028	1,340,000.00	03/20/2025 4.49%	1,338,405.40 1,338,405.40	101.03 3.96%	1,353,826.12 15,570.06	0.86% 15,420.72	Aa3/AA+ AA+	2.24 2.09
74456QBU9	PUBLIC SERVICE ELECTRIC AND GAS CO 3.7 05/01/2028	750,000.00	06/22/2023 4.79%	715,005.00 715,005.00	99.60 3.88%	746,989.50 4,625.00	0.48% 31,984.50	A1/A NA	2.33 2.20
90331HPS6	US BANK NA 4.73 05/15/2028	1,330,000.00	05/12/2025 4.88%	1,330,000.00 1,330,000.00	101.01 4.24%	1,343,429.01 8,038.37	0.86% 13,429.01	A2/A+ A+	2.37 1.31
341081GN1	FLORIDA POWER & LIGHT CO 4.4 05/15/2028	1,500,000.00	05/22/2023 4.64%	1,484,025.00 1,484,025.00	101.25 3.84%	1,518,681.00 8,433.33	0.97% 34,656.00	Aa2/A+ AA-	2.37 2.07
87612EBU9	TARGET CORP 4.35 06/15/2028	570,000.00	06/05/2025 4.35%	569,994.30 569,994.30	101.17 3.85%	576,666.15 1,102.00	0.37% 6,671.85	A2/A A	2.46 2.23
26444HAE1	DUKE ENERGY FLORIDA LLC 3.8 07/15/2028	1,000,000.00	06/04/2025 4.32%	985,120.00 985,120.00	99.89 3.84%	998,933.00 17,522.22	0.64% 13,813.00	A1/A NA	2.54 2.35
66815L2X6	NORTHWESTERN MUTUAL GLOBAL FUNDING 4.125 08/25/2028	1,000,000.00	08/25/2025 4.03%	1,002,660.00 1,002,660.00	100.40 3.96%	1,004,015.00 14,437.50	0.64% 1,355.00	Aa1/AA+ AAA	2.65 2.45
74456QBX3	PUBLIC SERVICE ELECTRIC AND GAS CO 3.65 09/01/2028	1,000,000.00	07/24/2025 4.23%	983,400.00 983,400.00	99.26 3.94%	992,620.00 12,166.67	0.63% 9,220.00	A1/A NA	2.67 2.48
437076DH2	HOME DEPOT INC 3.75 09/15/2028	570,000.00	09/08/2025 3.77%	569,629.50 569,629.50	100.03 3.74%	570,160.17 6,293.75	0.36% 530.67	A2/A A	2.71 2.52

HOLDINGS REPORT



City of Murrieta | Account | As of December 31, 2025

Cusip	Security Description	Par Value/ Units	Purchase Date Purchase Yield	Cost Value Book Value	Mkt Price Mkt YTM	Market Value Accrued Int.	% of Port. Gain/Loss	Moody's/ S&P/ Fitch	Maturity Duration
14913UBD1	CATERPILLAR FINANCIAL SERVICES CORP 3.95 11/14/2028	1,000,000.00	11/26/2025 3.83%	1,003,180.00 1,003,180.00	100.24 3.86%	1,002,351.00 5,156.94	0.64% (829.00)	A2/A A+	2.87 2.67
713448GL6	PEPSICO INC 4.1 01/15/2029	1,000,000.00	07/24/2025 4.19%	997,190.00 997,190.00	100.55 3.91%	1,005,480.00 17,994.44	0.64% 8,290.00	A1/A+ NA	3.04 2.71
06368MJG0	BANK OF MONTREAL 5.004 01/27/2029	1,500,000.00	01/24/2025 4.96%	1,501,860.00 1,501,860.00	101.89 4.15%	1,528,420.50 32,109.00	0.97% 26,560.50	A2/A- AA-	3.07 1.91
61748UAK8	MORGAN STANLEY 4.133 10/18/2029	580,000.00	10/17/2025 4.36%	580,000.00 580,000.00	99.97 4.27%	579,813.24 4,594.52	0.37% (186.76)	A1/A- A+	3.80 2.59
Total Corporate		39,070,000.00	4.63%	38,647,575.85	100.48 3.88%	39,253,174.72 467,882.29	25.00% 605,598.87		1.71 1.49
MONEY MARKET FUND									
31846V567	FIRST AMER:GVT OBLG Z	163,471.63	-- 3.64%	163,471.63 163,471.63	1.00 3.64%	163,471.63 0.00	0.10% 0.00	Aaa/ AAAm AAA	0.00 0.00
Total Money Market Fund		163,471.63	3.64%	163,471.63	1.00 3.64%	163,471.63 0.00	0.10% 0.00		0.00 0.00
SUPRANATIONAL									
459058LT8	INTERNATIONAL BANK FOR RECONSTRUCTION AND DEVELOPM 3.625 05/05/2028	1,335,000.00	04/29/2025 3.70%	1,332,036.30 1,332,036.30	100.12 3.57%	1,336,537.92 7,527.92	0.85% 4,501.62	Aaa/AAA NA	2.34 2.21
459058KT9	INTERNATIONAL BANK FOR RECONSTRUCTION AND DEVELOPM 3.5 07/12/2028	500,000.00	07/24/2023 4.26%	483,115.00 483,115.00	99.78 3.59%	498,917.50 8,215.28	0.32% 15,802.50	Aaa/AAA NA	2.53 2.36
Total Supranational		1,835,000.00	3.86%	1,815,151.30	100.03 3.58%	1,835,455.42 15,743.19	1.17% 20,304.12		2.40 2.25
US TREASURY									
9128286L9	UNITED STATES TREASURY 2.25 03/31/2026	2,500,000.00	09/14/2022 3.74%	2,377,832.03 2,377,832.03	99.67 3.60%	2,491,772.50 14,371.57	1.59% 113,940.47	Aa1/AA+ AA+	0.25 0.24
91282CGV7	UNITED STATES TREASURY 3.75 04/15/2026	2,000,000.00	03/20/2024 4.63%	1,965,703.13 1,965,703.13	100.05 3.55%	2,000,944.00 16,071.43	1.27% 35,240.87	Aa1/AA+ AA+	0.29 0.28
912828U24	UNITED STATES TREASURY 2.0 11/15/2026	3,000,000.00	09/13/2023 4.66%	2,767,031.25 2,767,031.25	98.68 3.56%	2,960,361.00 7,790.06	1.89% 193,329.75	Aa1/AA+ AA+	0.87 0.85

HOLDINGS REPORT



City of Murrieta | Account | As of December 31, 2025

Cusip	Security Description	Par Value/ Units	Purchase Date Purchase Yield	Cost Value Book Value	Mkt Price Mkt YTM	Market Value Accrued Int.	% of Port. Gain/Loss	Moody's/ S&P/ Fitch	Maturity Duration
91282CEF4	UNITED STATES TREASURY 2.5 03/31/2027	2,500,000.00	11/17/2022 4.02%	2,349,414.06 2,349,414.06	98.76 3.53%	2,469,042.50 15,968.41	1.57% 119,628.44	Aa1/AA+ AA+	1.25 1.20
91282CEW7	UNITED STATES TREASURY 3.25 06/30/2027	1,300,000.00	12/12/2022 3.87%	1,266,687.50 1,266,687.50	99.66 3.49%	1,295,531.90 116.71	0.83% 28,844.40	Aa1/AA+ AA+	1.50 1.45
91282CFB2	UNITED STATES TREASURY 2.75 07/31/2027	2,000,000.00	07/26/2023 4.30%	1,887,109.38 1,887,109.38	98.87 3.49%	1,977,422.00 23,016.30	1.26% 90,312.62	Aa1/AA+ AA+	1.58 1.51
91282CFH9	UNITED STATES TREASURY 3.125 08/31/2027	2,500,000.00	01/24/2023 3.65%	2,445,117.19 2,445,117.19	99.43 3.48%	2,485,645.00 26,545.23	1.58% 40,527.81	Aa1/AA+ AA+	1.67 1.58
91282CFM8	UNITED STATES TREASURY 4.125 09/30/2027	1,600,000.00	02/22/2023 4.19%	1,595,500.00 1,595,500.00	101.07 3.48%	1,617,124.80 16,862.64	1.03% 21,624.80	Aa1/AA+ AA+	1.75 1.65
9128283F5	UNITED STATES TREASURY 2.25 11/15/2027	1,400,000.00	06/07/2023 4.05%	1,298,937.50 1,298,937.50	97.78 3.49%	1,368,938.20 4,089.78	0.87% 70,000.70	Aa1/AA+ AA+	1.87 1.80
91282CGH8	UNITED STATES TREASURY 3.5 01/31/2028	1,500,000.00	11/26/2024 4.24%	1,467,070.31 1,467,070.31	100.02 3.49%	1,500,292.50 21,970.11	0.96% 33,222.19	Aa1/AA+ AA+	2.08 1.96
9128283W8	UNITED STATES TREASURY 2.75 02/15/2028	2,750,000.00	09/27/2024 3.51%	2,684,257.81 2,684,257.81	98.49 3.49%	2,708,535.50 28,564.88	1.73% 24,277.69	Aa1/AA+ AA+	2.13 2.02
9128284V9	UNITED STATES TREASURY 2.875 08/15/2028	2,500,000.00	11/12/2024 4.34%	2,374,804.69 2,374,804.69	98.39 3.52%	2,459,862.50 27,148.44	1.57% 85,057.81	Aa1/AA+ AA+	2.62 2.47
91282CNY3	UNITED STATES TREASURY 3.375 09/15/2028	3,000,000.00	09/29/2025 3.64%	2,978,203.13 2,978,203.13	99.59 3.53%	2,987,694.00 30,207.18	1.90% 9,490.87	Aa1/AA+ AA+	2.71 2.53
91282CPC9	UNITED STATES TREASURY 3.5 10/15/2028	2,500,000.00	11/10/2025 3.58%	2,494,433.59 2,494,433.59	99.90 3.54%	2,497,460.00 18,750.00	1.59% 3,026.41	Aa1/AA+ AA+	2.79 2.61
91282CDF5	UNITED STATES TREASURY 1.375 10/31/2028	2,500,000.00	09/16/2025 3.50%	2,344,433.59 2,344,433.59	94.21 3.55%	2,355,272.50 5,887.43	1.50% 10,838.91	Aa1/AA+ AA+	2.84 2.72
9128285M8	UNITED STATES TREASURY 3.125 11/15/2028	2,000,000.00	04/22/2024 4.72%	1,870,625.00 1,870,625.00	98.88 3.54%	1,977,656.00 8,114.64	1.26% 107,031.00	Aa1/AA+ AA+	2.88 2.71
91282CPP0	UNITED STATES TREASURY 3.5 12/15/2028	2,300,000.00	12/30/2025 3.50%	2,299,820.31 2,299,820.31	99.88 3.54%	2,297,304.40 3,759.62	1.46% (2,515.91)	Aa1/AA+ AA+	2.96 2.78
91282CKD2	UNITED STATES TREASURY 4.25 02/28/2029	2,250,000.00	01/30/2025 4.31%	2,244,726.56 2,244,726.56	102.02 3.57%	2,295,526.50 32,491.37	1.46% 50,799.94	Aa1/AA+ AA+	3.16 2.90
91282CEM9	UNITED STATES TREASURY 2.875 04/30/2029	2,750,000.00	10/30/2025 3.64%	2,681,787.11 2,681,787.11	97.79 3.59%	2,689,200.25 13,541.09	1.71% 7,413.14	Aa1/AA+ AA+	3.33 3.12
91282CLC3	UNITED STATES TREASURY 4.0 07/31/2029	2,000,000.00	10/29/2024 4.10%	1,991,093.75 1,991,093.75	101.29 3.61%	2,025,860.00 33,478.26	1.29% 34,766.25	Aa1/AA+ AA+	3.58 3.26
91282CFJ5	UNITED STATES TREASURY 3.125 08/31/2029	2,750,000.00	12/17/2024 4.26%	2,618,730.47 2,618,730.47	98.31 3.62%	2,703,593.75 29,199.76	1.72% 84,863.28	Aa1/AA+ AA+	3.67 3.38

HOLDINGS REPORT



City of Murrieta | Account | As of December 31, 2025

Cusip	Security Description	Par Value/ Units	Purchase Date Purchase Yield	Cost Value Book Value	Mkt Price Mkt YTM	Market Value Accrued Int.	% of Port. Gain/Loss	Moody's/ S&P/ Fitch	Maturity Duration
91282CFT3	UNITED STATES TREASURY 4.0 10/31/2029	1,700,000.00	02/12/2025 4.49%	1,665,203.13 1,665,203.13	101.31 3.63%	1,722,246.20 11,646.41	1.10% 57,043.07	Aa1/AA+ AA+	3.83 3.50
91282CFY2	UNITED STATES TREASURY 3.875 11/30/2029	3,000,000.00	03/24/2025 4.06%	2,976,679.69 2,976,679.69	100.84 3.64%	3,025,077.00 10,219.78	1.93% 48,397.31	Aa1/AA+ AA+	3.91 3.59
91282CGB1	UNITED STATES TREASURY 3.875 12/31/2029	3,000,000.00	07/30/2025 3.91%	2,995,312.50 2,995,312.50	100.85 3.64%	3,025,431.00 321.13	1.93% 30,118.50	Aa1/AA+ AA+	4.00 3.67
91282CGZ8	UNITED STATES TREASURY 3.5 04/30/2030	3,000,000.00	12/09/2025 3.75%	2,969,296.88 2,969,296.88	99.28 3.68%	2,978,319.00 17,983.43	1.90% 9,022.12	Aa1/AA+ AA+	4.33 3.95
Total US Treasury		58,300,000.00	4.00%	56,609,810.56	99.37 3.56%	57,916,113.00 418,115.64	36.89% 1,306,302.44		2.55 2.38
Total Portfolio		156,885,235.87	4.35%	154,118,570.17	99.98 3.69%	156,989,004.94 1,309,528.47	100.00% 2,870,434.76		2.13 1.81
Total Market Value + Accrued						158,298,533.41			

TRANSACTION LEDGER



City of Murrieta | Account | As of December 31, 2025

Transaction Type	Settlement Date	CUSIP	Quantity	Security Description	Price	Acq/Disp Yield	Amount	Interest Pur/Sold	Total Amount	Gain/Loss
ACQUISITIONS										
Purchase	12/01/2025	31846V567	492,900.00	FIRST AMER:GVT OBLG Z	1.000	3.90%	(492,900.00)	0.00	(492,900.00)	0.00
Purchase	12/02/2025	31846V567	1,808.89	FIRST AMER:GVT OBLG Z	1.000	3.91%	(1,808.89)	0.00	(1,808.89)	0.00
Purchase	12/08/2025	31846V567	40,241.25	FIRST AMER:GVT OBLG Z	1.000	3.80%	(40,241.25)	0.00	(40,241.25)	0.00
Purchase	12/09/2025	31846V567	61,000.00	FIRST AMER:GVT OBLG Z	1.000	3.78%	(61,000.00)	0.00	(61,000.00)	0.00
Purchase	12/10/2025	91282CGZ8	3,000,000.00	UNITED STATES TREASURY 3.5 04/30/2030	98.977	3.75%	(2,969,296.88)	(11,602.21)	(2,980,899.09)	0.00
Purchase	12/12/2025	31846V567	47,500.00	FIRST AMER:GVT OBLG Z	1.000	3.61%	(47,500.00)	0.00	(47,500.00)	0.00
Purchase	12/15/2025	31846V567	113,763.52	FIRST AMER:GVT OBLG Z	1.000	3.61%	(113,763.52)	0.00	(113,763.52)	0.00
Purchase	12/16/2025	31846V567	13,846.90	FIRST AMER:GVT OBLG Z	1.000	3.64%	(13,846.90)	0.00	(13,846.90)	0.00
Purchase	12/22/2025	31846V567	77,733.48	FIRST AMER:GVT OBLG Z	1.000	3.60%	(77,733.48)	0.00	(77,733.48)	0.00
Purchase	12/26/2025	31846V567	130,045.18	FIRST AMER:GVT OBLG Z	1.000	3.61%	(130,045.18)	0.00	(130,045.18)	0.00
Purchase	12/26/2025	31846V567	49,593.62	FIRST AMER:GVT OBLG Z	1.000	3.61%	(49,593.62)	0.00	(49,593.62)	0.00
Purchase	12/31/2025	31846V567	15,312.50	FIRST AMER:GVT OBLG Z	1.000	3.64%	(15,312.50)	0.00	(15,312.50)	0.00
Purchase	12/31/2025	91282CPP0	2,300,000.00	UNITED STATES TREASURY 3.5 12/15/2028	99.992	3.50%	(2,299,820.31)	(3,538.46)	(2,303,358.77)	0.00
Total Purchase			6,343,745.34				(6,312,862.53)	(15,140.67)	(6,328,003.20)	0.00
TOTAL ACQUISITIONS			6,343,745.34				(6,312,862.53)	(15,140.67)	(6,328,003.20)	0.00
DISPOSITIONS										
Maturity	12/01/2025	023135CN4	(425,000.00)	AMAZON.COM INC 4.6 12/01/2025	100.000	4.60%	425,000.00	0.00	425,000.00	25.50
Total Maturity			(425,000.00)				425,000.00	0.00	425,000.00	25.50
Sale	12/10/2025	31846V567	(453,393.99)	FIRST AMER:GVT OBLG Z	1.000	3.77%	453,393.99	0.00	453,393.99	0.00
Sale	12/10/2025	9128285T3	(2,500,000.00)	UNITED STATES TREASURY 2.625 12/31/2025	99.938	3.76%	2,498,437.50	(29,067.60)	2,527,505.10	85,644.53
Sale	12/30/2025	31846V567	(1,000.00)	FIRST AMER:GVT OBLG Z	1.000	3.64%	1,000.00	0.00	1,000.00	0.00
Sale	12/31/2025	912828YX2	(1,750,000.00)	UNITED STATES TREASURY 1.75 12/31/2026	98.270	3.96%	1,719,716.80	0.00	1,719,716.80	78,476.57
Sale	12/31/2025	31846V567	(504,391.97)	FIRST AMER:GVT OBLG Z	1.000	3.64%	504,391.97	0.00	504,391.97	0.00
Total Sale			(5,208,785.96)				5,176,940.26	(29,067.60)	5,206,007.86	164,121.10

TRANSACTION LEDGER



City of Murrieta | Account | As of December 31, 2025

Transaction Type	Settlement Date	CUSIP	Quantity	Security Description	Price	Acq/Disp Yield	Amount	Interest Pur/Sold	Total Amount	Gain/Loss
TOTAL DISPOSITIONS			(5,633,785.96)				5,601,940.26	(29,067.60)	5,631,007.86	164,146.60
OTHER TRANSACTIONS										
Coupon	12/01/2025	3137FJEH8	0.00	FHMS K-081 A2 3.9 08/25/2028		4.94%	4,062.50	0.00	4,062.50	0.00
Coupon	12/01/2025	3137F4X72	0.00	FHMS K-075 A2 3.65 02/25/2028		4.92%	3,543.54	0.00	3,543.54	0.00
Coupon	12/01/2025	023135CN4	0.00	AMAZON.COM INC 4.6 12/01/2025		4.60%	9,775.00	0.00	9,775.00	0.00
Coupon	12/01/2025	3137HA4B9	0.00	FHMS K-751 A2 4.412 03/25/2030		4.37%	7,353.33	0.00	7,353.33	0.00
Coupon	12/01/2025	3137BSP72	0.00	FHMS K-058 A2 2.653 08/25/2026		4.35%	4,421.67	0.00	4,421.67	0.00
Coupon	12/01/2025	3137FLMV3	0.00	FHMS K-090 A2 3.422 02/25/2029		4.30%	5,703.33	0.00	5,703.33	0.00
Coupon	12/01/2025	3137BTUM1	0.00	FHMS K-061 A2 3.347 11/25/2026		4.23%	2,396.97	0.00	2,396.97	0.00
Coupon	12/01/2025	3137FBU79	0.00	FHMS K-069 A2 3.187 09/25/2027		4.13%	3,229.86	0.00	3,229.86	0.00
Coupon	12/01/2025	3137FK4M5	0.00	FHMS K-085 A2 4.06 10/25/2028		4.12%	6,766.67	0.00	6,766.67	0.00
Coupon	12/01/2025	3137H5YC5	0.00	FHMS K-748 A2 2.26 01/25/2029		4.12%	2,825.00	0.00	2,825.00	0.00
Coupon	12/01/2025	3137BVZ82	0.00	FHMS K-063 A2 3.43 01/25/2027		4.09%	2,463.88	0.00	2,463.88	0.00
Coupon	12/01/2025	3137F1G44	0.00	FHMS K-065 A2 3.243 04/25/2027		4.08%	2,702.50	0.00	2,702.50	0.00
Coupon	12/08/2025	48125LRU8	0.00	JPMORGAN CHASE BANK NA 5.11 12/08/2026		5.08%	40,241.25	0.00	40,241.25	0.00
Coupon	12/09/2025	3130AWC24	0.00	FEDERAL HOME LOAN BANKS 4.0 06/09/2028		4.49%	40,000.00	0.00	40,000.00	0.00

TRANSACTION LEDGER



City of Murrieta | Account | As of December 31, 2025

Transaction Type	Settlement Date	CUSIP	Quantity	Security Description	Price	Acq/Disp Yield	Amount	Interest Pur/Sold	Total Amount	Gain/Loss
Coupon	12/09/2025	3130AVVX7	0.00	FEDERAL HOME LOAN BANKS 3.75 06/09/2028		4.00%	21,000.00	0.00	21,000.00	0.00
Coupon	12/12/2025	3130AWLZ1	0.00	FEDERAL HOME LOAN BANKS 4.75 06/12/2026		4.78%	47,500.00	0.00	47,500.00	0.00
Coupon	12/15/2025	58770JAD6	0.00	MBALT 2024-A A3 5.32 01/18/2028		5.32%	1,551.67	0.00	1,551.67	0.00
Coupon	12/15/2025	02582JKH2	0.00	AMXCA 2024-1 A 5.23 04/16/2029		5.23%	2,789.33	0.00	2,789.33	0.00
Coupon	12/15/2025	161571HT4	0.00	CHAIT 2023-1 A 5.16 09/15/2028		5.23%	5,676.00	0.00	5,676.00	0.00
Coupon	12/15/2025	437918AC9	0.00	HAROT 2024-1 A3 5.21 08/15/2028		5.21%	4,716.19	0.00	4,716.19	0.00
Coupon	12/15/2025	47800RAD5	0.00	JDOT 2024 A3 4.96 11/15/2028		4.96%	1,384.67	0.00	1,384.67	0.00
Coupon	12/15/2025	58768YAD7	0.00	MBALT 2025-A A3 4.61 04/16/2029		4.61%	2,958.08	0.00	2,958.08	0.00
Coupon	12/15/2025	44935XAD7	0.00	HART 2025-B A3 4.36 12/17/2029		4.36%	2,125.50	0.00	2,125.50	0.00
Coupon	12/15/2025	87612EBU9	0.00	TARGET CORP 4.35 06/15/2028		4.35%	12,741.88	0.00	12,741.88	0.00
Coupon	12/15/2025	92970QAJ4	0.00	WFCIT 2025-1 A 4.34 05/15/2030		4.33%	4,376.17	0.00	4,376.17	0.00
Coupon	12/15/2025	02582JKP4	0.00	AMXCA 2025-2 A 4.28 04/15/2030		4.28%	4,476.17	0.00	4,476.17	0.00
Coupon	12/15/2025	58769GAD5	0.00	MBALT 2024-B A3 4.23 02/15/2028		4.24%	1,921.13	0.00	1,921.13	0.00
Coupon	12/15/2025	47800DAD6	0.00	JDOT 2025 A3 4.23 09/17/2029		4.23%	2,361.75	0.00	2,361.75	0.00
Coupon	12/16/2025	362549AD9	0.00	GMCAR 2025-2 A3 4.28 04/16/2030		4.28%	1,319.67	0.00	1,319.67	0.00
Coupon	12/16/2025	36265WAD5	0.00	GMCAR 2022-3 A3 3.64 04/16/2027		3.64%	40.55	0.00	40.55	0.00
Coupon	12/20/2025	58989V2F0	0.00	MET TOWER GLOBAL FUNDING 5.4 06/20/2026		5.38%	27,000.00	0.00	27,000.00	0.00

TRANSACTION LEDGER



City of Murrieta | Account | As of December 31, 2025

Transaction Type	Settlement Date	CUSIP	Quantity	Security Description	Price	Acq/Disp Yield	Amount	Interest Pur/Sold	Total Amount	Gain/Loss
Coupon	12/20/2025	36269FAD8	0.00	GMALT 2024-1 A3 5.09 03/22/2027		5.09%	1,130.55	0.00	1,130.55	0.00
Coupon	12/20/2025	362962AD4	0.00	GMALT 2025-2 A3 4.58 05/22/2028		4.58%	2,690.75	0.00	2,690.75	0.00
Coupon	12/20/2025	92348KDY6	0.00	VZMT 2025-3 A1A 4.51 03/20/2030		4.51%	3,946.25	0.00	3,946.25	0.00
Coupon	12/25/2025	05611UAD5	0.00	BMWLT 2024-1 A3 4.98 03/25/2027		5.19%	2,684.83	0.00	2,684.83	0.00
Coupon	12/25/2025	096919AD7	0.00	BMWOT 2024-A A3 5.18 02/26/2029		5.18%	2,590.00	0.00	2,590.00	0.00
Coupon	12/25/2025	437076DB5	0.00	HOME DEPOT INC 4.875 06/25/2027		4.95%	18,037.50	0.00	18,037.50	0.00
Coupon	12/25/2025	05594HAD5	0.00	BMWLT 2025-2 A3 3.97 09/25/2028		3.97%	2,646.67	0.00	2,646.67	0.00
Coupon	12/31/2025	912828YX2	0.00	UNITED STATES TREASURY 1.75 12/31/2026		3.96%	15,312.50	0.00	15,312.50	0.00
Coupon	12/31/2025	91282CGB1	0.00	UNITED STATES TREASURY 3.875 12/31/2029		3.91%	58,125.00	0.00	58,125.00	0.00
Coupon	12/31/2025	91282CEW7	0.00	UNITED STATES TREASURY 3.25 06/30/2027		3.87%	21,125.00	0.00	21,125.00	0.00
Total Coupon			0.00				407,713.31	0.00	407,713.31	0.00
Custody Fee	12/30/2025	CCYUSD	(1,000.00)	Cash		0.00%	(1,000.00)	0.00	(1,000.00)	0.00
Total Custody Fee			(1,000.00)				(1,000.00)	0.00	(1,000.00)	0.00
Dividend	12/31/2025	31846V567	0.00	FIRST AMER:GVT OBLG Z		3.66%	1,478.73	0.00	1,478.73	0.00
Total Dividend			0.00				1,478.73	0.00	1,478.73	0.00
Principal Paydown	12/01/2025	3137BTUM1	1,908.88	FHMS K-061 A2 3.347 11/25/2026		4.23%	1,908.88	--	1,908.88	68.52
Principal Paydown	12/01/2025	3137FBU79	2,215.49	FHMS K-069 A2 3.187 09/25/2027		4.13%	2,215.49	--	2,215.49	87.32
Principal Paydown	12/15/2025	437918AC9	66,684.98	HAROT 2024-1 A3 5.21 08/15/2028		5.21%	66,684.98	--	66,684.98	2.91
Principal Paydown	12/16/2025	36265WAD5	12,486.68	GMCAR 2022-3 A3 3.64 04/16/2027		3.64%	12,486.68	--	12,486.68	0.09

TRANSACTION LEDGER



City of Murrieta | Account | As of December 31, 2025

Transaction Type	Settlement Date	CUSIP	Quantity	Security Description	Price	Acq/Disp Yield	Amount	Interest Pur/Sold	Total Amount	Gain/Loss
Principal Paydown	12/20/2025	36269FAD8	42,965.93	GMALT 2024-1 A3 5.09 03/22/2027		5.09%	42,965.93	--	42,965.93	5.37
Principal Paydown	12/25/2025	05611UAD5	95,454.11	BMWLT 2024-1 A3 4.98 03/25/2027		5.19%	95,454.11	--	95,454.11	507.10
Principal Paydown	12/25/2025	096919AD7	8,632.07	BMWOT 2024-A A3 5.18 02/26/2029		5.18%	8,632.07	--	8,632.07	1.32
Total Principal Paydown			230,348.14				230,348.14	--	230,348.14	672.63
TOTAL OTHER TRANSACTIONS			229,348.14				638,540.18	0.00	638,540.18	672.63

INCOME EARNED



City of Murrieta | Account | As of December 31, 2025

Cusip	Security Description	Trade Date Settle Date Units	Book Value: Begin Book Value: Acq Book Value: Disp Book Value: End	Prior Accrued Inc. Received Ending Accrued Total Interest	Accr. Of Discount Amort. Of Premium Net Accret/Amort Income Earned	Total Income
CASH & EQUIVALENTS						
31846V567	FIRST AMER:GVT OBLG Z	163,471.63	78,512.25 1,043,745.34 (958,785.96) 163,471.63	0.00 1,808.89 0.00 1,808.89	0.00 0.00 0.00 1,808.89	1,808.89
CCYUSD	Receivable	1,478.73	59,933.89 0.00 0.00 1,478.73	0.00 0.00 0.00 0.00	0.00 0.00 0.00 0.00	0.00
Total Cash & Equivalents			164,950.36	1,808.89	1,808.89	1,808.89
FIXED INCOME						
00440EAV9	CHUBB INA HOLDINGS LLC 3.35 05/03/2026	09/13/2023 09/15/2023 1,000,000.00	954,220.00 0.00 0.00 954,220.00	2,605.56 0.00 5,397.22 2,791.67	0.00 0.00 0.00 2,791.67	2,791.67
009158AY2	AIR PRODUCTS AND CHEMICALS INC 1.85 05/15/2027	02/09/2024 02/13/2024 1,500,000.00	1,371,945.00 0.00 0.00 1,371,945.00	1,233.33 0.00 3,545.83 2,312.50	0.00 0.00 0.00 2,312.50	2,312.50
023135BC9	AMAZON.COM INC 3.15 08/22/2027	07/30/2024 07/30/2024 1,000,000.00	960,450.00 0.00 0.00 960,450.00	8,662.50 0.00 11,287.50 2,625.00	0.00 0.00 0.00 2,625.00	2,625.00
023135CN4	AMAZON.COM INC 4.6 12/01/2025	11/29/2022 12/01/2022 0.00	424,974.50 0.00 (424,974.50) 0.00	9,775.00 9,775.00 0.00 0.00	0.00 0.00 0.00 0.00	0.00
02582JKH2	AMXCA 2024-1 A 5.23 04/16/2029	04/16/2024 04/23/2024 640,000.00	639,868.80 0.00 0.00 639,868.80	1,487.64 2,789.33 1,487.64 2,789.33	0.00 0.00 0.00 2,789.33	2,789.33

INCOME EARNED



City of Murrieta | Account | As of December 31, 2025

Cusip	Security Description	Trade Date Settle Date Units	Book Value: Begin Book Value: Acq Book Value: Disp Book Value: End	Prior Accrued Inc. Received Ending Accrued Total Interest	Accr. Of Discount Amort. Of Premium Net Accret/Amort Income Earned	Total Income
02582JKP4	AMXCA 2025-2 A 4.28 04/15/2030	05/06/2025 05/13/2025 1,255,000.00	1,254,977.28 0.00 0.00 1,254,977.28	2,387.29 4,476.17 2,387.29 4,476.17	0.00 0.00 0.00 4,476.17	4,476.17
037833BY5	APPLE INC 3.25 02/23/2026	02/22/2023 02/28/2023 1,000,000.00	959,390.00 0.00 0.00 959,390.00	8,847.22 0.00 11,555.56 2,708.33	0.00 0.00 0.00 2,708.33	2,708.33
05594HAD5	BMWLT 2025-2 A3 3.97 09/25/2028	10/08/2025 10/15/2025 800,000.00	799,997.76 0.00 0.00 799,997.76	529.33 2,646.67 529.33 2,646.67	0.00 0.00 0.00 2,646.67	2,646.67
05611UAD5	BMWLT 2024-1 A3 4.98 03/25/2027	06/20/2024 06/21/2024 551,492.47	643,509.68 0.00 (94,947.01) 548,562.67	536.97 2,684.83 457.74 2,605.60	0.00 0.00 0.00 2,605.60	2,605.60
06368MJG0	BANK OF MONTREAL 5.004 01/27/2029	01/24/2025 01/27/2025 1,500,000.00	1,501,860.00 0.00 0.00 1,501,860.00	25,854.00 0.00 32,109.00 6,255.00	0.00 0.00 0.00 6,255.00	6,255.00
06428CAA2	BANK OF AMERICA NA 5.526 08/18/2026	09/13/2023 09/15/2023 1,000,000.00	998,810.00 0.00 0.00 998,810.00	15,810.50 0.00 20,415.50 4,605.00	0.00 0.00 0.00 4,605.00	4,605.00
09290DAH4	BLACKROCK INC 4.6 07/26/2027	07/18/2024 07/26/2024 750,000.00	750,645.00 0.00 0.00 750,645.00	11,979.17 0.00 14,854.17 2,875.00	0.00 0.00 0.00 2,875.00	2,875.00
096919AD7	BMWOT 2024-A A3 5.18 02/26/2029	06/04/2024 06/11/2024 591,367.93	599,908.86 0.00 (8,630.75) 591,278.11	518.00 2,590.00 510.55 2,582.55	0.00 0.00 0.00 2,582.55	2,582.55
14913UBD1	CATERPILLAR FINANCIAL SERVICES CORP 3.95 11/14/2028	11/26/2025 11/28/2025 1,000,000.00	1,003,180.00 0.00 0.00 1,003,180.00	1,865.28 0.00 5,156.94 3,291.67	0.00 0.00 0.00 3,291.67	3,291.67

INCOME EARNED



City of Murrieta | Account | As of December 31, 2025

Cusip	Security Description	Trade Date Settle Date Units	Book Value: Begin Book Value: Acq Book Value: Disp Book Value: End	Prior Accrued Inc. Received Ending Accrued Total Interest	Accr. Of Discount Amort. Of Premium Net Accret/Amort Income Earned	Total Income
161571HT4	CHAIT 2023-1 A 5.16 09/15/2028	09/07/2023 09/15/2023 1,320,000.00	1,319,634.10 0.00 0.00 1,319,634.10	3,027.20 5,676.00 3,027.20 5,676.00	0.00 0.00 0.00 5,676.00	5,676.00
17275RBQ4	CISCO SYSTEMS INC 4.8 02/26/2027	02/29/2024 03/04/2024 1,500,000.00	1,500,810.00 0.00 0.00 1,500,810.00	19,000.00 0.00 25,000.00 6,000.00	0.00 0.00 0.00 6,000.00	6,000.00
24422EXF1	JOHN DEERE CAPITAL CORP 4.5 01/08/2027	01/10/2024 01/17/2024 1,000,000.00	999,460.00 0.00 0.00 999,460.00	17,875.00 0.00 21,625.00 3,750.00	0.00 0.00 0.00 3,750.00	3,750.00
24422EXZ7	JOHN DEERE CAPITAL CORP 4.65 01/07/2028	01/06/2025 01/09/2025 700,000.00	699,790.00 0.00 0.00 699,790.00	13,020.00 0.00 15,732.50 2,712.50	0.00 0.00 0.00 2,712.50	2,712.50
26444HAE1	DUKE ENERGY FLORIDA LLC 3.8 07/15/2028	06/04/2025 06/05/2025 1,000,000.00	985,120.00 0.00 0.00 985,120.00	14,355.56 0.00 17,522.22 3,166.67	0.00 0.00 0.00 3,166.67	3,166.67
3130ATS57	FEDERAL HOME LOAN BANKS 4.5 03/10/2028	03/24/2025 03/25/2025 3,000,000.00	3,039,480.00 0.00 0.00 3,039,480.00	30,375.00 0.00 41,625.00 11,250.00	0.00 0.00 0.00 11,250.00	11,250.00
3130AVVX7	FEDERAL HOME LOAN BANKS 3.75 06/09/2028	06/07/2023 06/09/2023 1,120,000.00	1,107,243.20 0.00 0.00 1,107,243.20	20,066.67 21,000.00 2,566.67 3,500.00	0.00 0.00 0.00 3,500.00	3,500.00
3130AWC24	FEDERAL HOME LOAN BANKS 4.0 06/09/2028	07/06/2023 07/10/2023 2,000,000.00	1,956,940.00 0.00 0.00 1,956,940.00	38,222.22 40,000.00 4,888.89 6,666.67	0.00 0.00 0.00 6,666.67	6,666.67
3130AWLZ1	FEDERAL HOME LOAN BANKS 4.75 06/12/2026	08/16/2023 08/17/2023 2,000,000.00	1,998,620.00 0.00 0.00 1,998,620.00	44,597.22 47,500.00 5,013.89 7,916.67	0.00 0.00 0.00 7,916.67	7,916.67

INCOME EARNED



City of Murrieta | Account | As of December 31, 2025

Cusip	Security Description	Trade Date Settle Date Units	Book Value: Begin Book Value: Acq Book Value: Disp Book Value: End	Prior Accrued Inc. Received Ending Accrued Total Interest	Accr. Of Discount Amort. Of Premium Net Accret/Amort Income Earned	Total Income
3130AWTQ3	FEDERAL HOME LOAN BANKS 4.625 09/11/2026	4,500,000.00	4,476,030.00 0.00 0.00 4,476,030.00	46,250.00 0.00 63,593.75 17,343.75	0.00 0.00 0.00 17,343.75	17,343.75
3130AXU63	FEDERAL HOME LOAN BANKS 4.625 11/17/2026	11/30/2023 12/01/2023 1,750,000.00	1,754,427.50 0.00 0.00 1,754,427.50	3,147.57 0.00 9,892.36 6,744.79	0.00 0.00 0.00 6,744.79	6,744.79
3130AYPN0	FEDERAL HOME LOAN BANKS 4.125 01/15/2027	01/30/2024 01/31/2024 2,000,000.00	1,995,560.00 0.00 0.00 1,995,560.00	31,166.67 0.00 38,041.67 6,875.00	0.00 0.00 0.00 6,875.00	6,875.00
3130B0TY5	FEDERAL HOME LOAN BANKS 4.75 04/09/2027	04/10/2024 04/15/2024 1,500,000.00	1,496,115.00 0.00 0.00 1,496,115.00	10,291.67 0.00 16,229.17 5,937.50	0.00 0.00 0.00 5,937.50	5,937.50
3133EP6K6	FEDERAL FARM CREDIT BANKS FUNDING CORP 4.5 03/26/2027	04/08/2024 04/09/2024 1,000,000.00	995,520.00 0.00 0.00 995,520.00	8,125.00 0.00 11,875.00 3,750.00	0.00 0.00 0.00 3,750.00	3,750.00
3133EPSW6	FEDERAL FARM CREDIT BANKS FUNDING CORP 4.5 08/14/2026	08/09/2023 08/14/2023 2,405,000.00	2,399,468.50 0.00 0.00 2,399,468.50	32,166.88 0.00 41,185.63 9,018.75	0.00 0.00 0.00 9,018.75	9,018.75
3133EPW68	FEDERAL FARM CREDIT BANKS FUNDING CORP 4.125 01/22/2026	01/24/2024 01/25/2024 1,400,000.00	1,392,860.00 0.00 0.00 1,392,860.00	20,693.75 0.00 25,506.25 4,812.50	0.00 0.00 0.00 4,812.50	4,812.50
3133EPWK7	FEDERAL FARM CREDIT BANKS FUNDING CORP 4.5 09/22/2028	10/12/2023 10/16/2023 2,000,000.00	1,981,460.00 0.00 0.00 1,981,460.00	17,250.00 0.00 24,750.00 7,500.00	0.00 0.00 0.00 7,500.00	7,500.00
3133EPZY4	FEDERAL FARM CREDIT BANKS FUNDING CORP 5.0 07/30/2026	11/09/2023 11/10/2023 2,000,000.00	2,007,480.00 0.00 0.00 2,007,480.00	33,611.11 0.00 41,944.44 8,333.33	0.00 0.00 0.00 8,333.33	8,333.33

INCOME EARNED



City of Murrieta | Account | As of December 31, 2025

Cusip	Security Description	Trade Date Settle Date Units	Book Value: Begin Book Value: Acq Book Value: Disp Book Value: End	Prior Accrued Inc. Received Ending Accrued Total Interest	Accr. Of Discount Amort. Of Premium Net Accret/Amort Income Earned	Total Income
3133ERDZ1	FEDERAL FARM CREDIT BANKS FUNDING CORP 4.75 05/08/2026	05/20/2024	997,690.00	3,034.72	0.00	3,958.33
		05/21/2024	0.00	0.00	0.00	
		1,000,000.00	0.00	6,993.06	0.00	
			997,690.00	3,958.33	3,958.33	
3133ERFJ5	FEDERAL FARM CREDIT BANKS FUNDING CORP 4.5 05/20/2027	05/20/2024	994,830.00	1,375.00	0.00	3,750.00
		05/21/2024	0.00	0.00	0.00	
		1,000,000.00	0.00	5,125.00	0.00	
			994,830.00	3,750.00	3,750.00	
3137BSP72	FHMS K-058 A2 2.653 08/25/2026	02/09/2023	1,890,546.88	4,421.67	0.00	4,421.67
		02/14/2023	0.00	4,421.67	0.00	
		2,000,000.00	0.00	4,421.67	0.00	
			1,890,546.88	4,421.67	4,421.67	
3137BTUM1	FHMS K-061 A2 3.347 11/25/2026	09/22/2022	828,535.95	2,396.97	0.00	2,391.65
		09/27/2022	0.00	2,396.97	0.00	
		857,477.70	(1,840.36)	2,391.65	0.00	
			826,695.59	2,391.65	2,391.65	
3137BVZ82	FHMS K-063 A2 3.43 01/25/2027		839,600.51	2,463.88	0.00	2,463.88
			0.00	2,463.88	0.00	
		862,000.00	0.00	2,463.88	0.00	
			839,600.51	2,463.88	2,463.88	
3137F1G44	FHMS K-065 A2 3.243 04/25/2027	09/19/2022	965,468.75	2,702.50	0.00	2,702.50
		09/22/2022	0.00	2,702.50	0.00	
		1,000,000.00	0.00	2,702.50	0.00	
			965,468.75	2,702.50	2,702.50	
3137F4X72	FHMS K-075 A2 3.65 02/25/2028	09/14/2023	1,107,478.13	3,543.54	0.00	3,543.54
		09/19/2023	0.00	3,543.54	0.00	
		1,165,000.00	0.00	3,543.54	0.00	
			1,107,478.13	3,543.54	3,543.54	
3137FBU79	FHMS K-069 A2 3.187 09/25/2027	05/18/2023	1,168,203.77	3,229.86	0.00	3,223.98
		05/23/2023	0.00	3,229.86	0.00	
		1,213,921.16	(2,128.17)	3,223.97	0.00	
			1,166,075.61	3,223.98	3,223.98	
3137FJEH8	FHMS K-081 A2 3.9 08/25/2028	05/28/2024	1,197,265.63	4,062.50	0.00	4,062.50
		05/31/2024	0.00	4,062.50	0.00	
		1,250,000.00	0.00	4,062.50	0.00	
			1,197,265.63	4,062.50	4,062.50	

INCOME EARNED



City of Murrieta | Account | As of December 31, 2025

Cusip	Security Description	Trade Date Settle Date Units	Book Value: Begin Book Value: Acq Book Value: Disp Book Value: End	Prior Accrued Inc. Received Ending Accrued Total Interest	Accr. Of Discount Amort. Of Premium Net Accret/Amort Income Earned	Total Income
3137FK4M5	FHMS K-085 A2 4.06 10/25/2028	05/07/2025 05/12/2025 2,000,000.00	1,990,703.13 0.00 0.00 1,990,703.13	6,766.67 6,766.67 6,766.67 6,766.67	0.00 0.00 0.00 6,766.67	6,766.67
3137FLMV3	FHMS K-090 A2 3.422 02/25/2029	03/27/2025 03/31/2025 2,000,000.00	1,932,500.00 0.00 0.00 1,932,500.00	5,703.33 5,703.33 5,703.33 5,703.33	0.00 0.00 0.00 5,703.33	5,703.33
3137H5YC5	FHMS K-748 A2 2.26 01/25/2029	08/19/2024 08/22/2024 1,500,000.00	1,385,332.03 0.00 0.00 1,385,332.03	2,825.00 2,825.00 2,825.00 2,825.00	0.00 0.00 0.00 2,825.00	2,825.00
3137HA4B9	FHMS K-751 A2 4.412 03/25/2030	03/26/2025 03/31/2025 2,000,000.00	1,997,890.63 0.00 0.00 1,997,890.63	7,353.33 7,353.33 7,353.33 7,353.33	0.00 0.00 0.00 7,353.33	7,353.33
341081GN1	FLORIDA POWER & LIGHT CO 4.4 05/15/2028	05/22/2023 05/24/2023 1,500,000.00	1,484,025.00 0.00 0.00 1,484,025.00	2,933.33 0.00 8,433.33 5,500.00	0.00 0.00 0.00 5,500.00	5,500.00
362549AD9	GMCAR 2025-2 A3 4.28 04/16/2030	05/06/2025 05/14/2025 370,000.00	369,945.54 0.00 0.00 369,945.54	659.83 1,319.67 659.83 1,319.67	0.00 0.00 0.00 1,319.67	1,319.67
36265WAD5	GMCAR 2022-3 A3 3.64 04/16/2027	07/06/2022 07/13/2022 880.58	13,367.16 0.00 (12,486.59) 880.57	20.27 40.55 1.34 21.61	0.00 0.00 0.00 21.61	21.61
36269FAD8	GMALT 2024-1 A3 5.09 03/22/2027	02/08/2024 02/15/2024 223,568.18	266,500.79 0.00 (42,960.56) 223,540.23	414.53 1,130.55 347.71 1,063.73	0.00 0.00 0.00 1,063.73	1,063.73
362962AD4	GMALT 2025-2 A3 4.58 05/22/2028	05/20/2025 05/29/2025 705,000.00	704,988.30 0.00 0.00 704,988.30	986.61 2,690.75 986.61 2,690.75	0.00 0.00 0.00 2,690.75	2,690.75

INCOME EARNED



City of Murrieta | Account | As of December 31, 2025

Cusip	Security Description	Trade Date Settle Date Units	Book Value: Begin Book Value: Acq Book Value: Disp Book Value: End	Prior Accrued Inc. Received Ending Accrued Total Interest	Accr. Of Discount Amort. Of Premium Net Accret/Amort Income Earned	Total Income
437076DB5	HOME DEPOT INC 4.875 06/25/2027	06/25/2024 740,000.00	738,545.60 0.00 0.00 738,545.60	15,632.50 18,037.50 601.25 3,006.25	0.00 0.00 0.00 3,006.25	3,006.25
437076DH2	HOME DEPOT INC 3.75 09/15/2028	09/08/2025 09/15/2025 570,000.00	569,629.50 0.00 0.00 569,629.50	4,512.50 0.00 6,293.75 1,781.25	0.00 0.00 0.00 1,781.25	1,781.25
437918AC9	HAROT 2024-1 A3 5.21 08/15/2028	02/13/2024 02/21/2024 1,019,577.49	1,086,215.21 0.00 (66,682.07) 1,019,533.14	2,515.30 4,716.19 2,360.89 4,561.78	0.00 0.00 0.00 4,561.78	4,561.78
44935XAD7	HART 2025-B A3 4.36 12/17/2029	06/03/2025 06/11/2025 585,000.00	584,947.18 0.00 0.00 584,947.18	1,133.60 2,125.50 1,133.60 2,125.50	0.00 0.00 0.00 2,125.50	2,125.50
459058KT9	INTERNATIONAL BANK FOR RECONSTRUCTION AND DEVELOPM 3.5 07/12/2028	07/24/2023 07/26/2023 500,000.00	483,115.00 0.00 0.00 483,115.00	6,756.94 0.00 8,215.28 1,458.33	0.00 0.00 0.00 1,458.33	1,458.33
459058LT8	INTERNATIONAL BANK FOR RECONSTRUCTION AND DEVELOPM 3.625 05/05/2028	04/29/2025 05/06/2025 1,335,000.00	1,332,036.30 0.00 0.00 1,332,036.30	3,495.10 0.00 7,527.92 4,032.81	0.00 0.00 0.00 4,032.81	4,032.81
47800DAD6	JDOT 2025 A3 4.23 09/17/2029	03/04/2025 03/11/2025 670,000.00	669,957.86 0.00 0.00 669,957.86	1,259.60 2,361.75 1,259.60 2,361.75	0.00 0.00 0.00 2,361.75	2,361.75
47800RAD5	JDOT 2024 A3 4.96 11/15/2028	03/11/2024 03/19/2024 335,000.00	334,981.24 0.00 0.00 334,981.24	738.49 1,384.67 738.49 1,384.67	0.00 0.00 0.00 1,384.67	1,384.67
48125LRU8	JPMORGAN CHASE BANK NA 5.11 12/08/2026	12/08/2023 1,575,000.00	1,576,460.00 0.00 0.00 1,576,460.00	38,676.31 40,241.25 5,141.94 6,706.88	0.00 0.00 0.00 6,706.88	6,706.88

INCOME EARNED



City of Murrieta | Account | As of December 31, 2025

Cusip	Security Description	Trade Date Settle Date Units	Book Value: Begin Book Value: Acq Book Value: Disp Book Value: End	Prior Accrued Inc. Received Ending Accrued Total Interest	Accr. Of Discount Amort. Of Premium Net Accret/Amort Income Earned	Total Income
532457CP1	ELI LILLY AND CO 4.15 08/14/2027	08/22/2024 08/23/2024 1,250,000.00	1,251,637.50 0.00 0.00 1,251,637.50	15,418.40 0.00 19,741.32 4,322.92	0.00 0.00 0.00 4,322.92	4,322.92
57629TBW6	MASSMUTUAL GLOBAL FUNDING II 4.45 03/27/2028	03/20/2025 03/27/2025 1,340,000.00	1,338,405.40 0.00 0.00 1,338,405.40	10,600.89 0.00 15,570.06 4,969.17	0.00 0.00 0.00 4,969.17	4,969.17
57629W6F2	MASSMUTUAL GLOBAL FUNDING II 4.5 04/10/2026	04/04/2023 04/12/2023 750,000.00	749,482.50 0.00 0.00 749,482.50	4,781.25 0.00 7,593.75 2,812.50	0.00 0.00 0.00 2,812.50	2,812.50
58768YAD7	MBALT 2025-A A3 4.61 04/16/2029	05/14/2025 05/21/2025 770,000.00	769,906.14 0.00 0.00 769,906.14	1,577.64 2,958.08 1,577.64 2,958.08	0.00 0.00 0.00 2,958.08	2,958.08
58769GAD5	MBALT 2024-B A3 4.23 02/15/2028	09/17/2024 09/25/2024 545,000.00	544,908.28 0.00 0.00 544,908.28	1,024.60 1,921.13 1,024.60 1,921.13	0.00 0.00 0.00 1,921.13	1,921.13
58770JAD6	MBALT 2024-A A3 5.32 01/18/2028	05/17/2024 05/23/2024 350,000.00	349,959.05 0.00 0.00 349,959.05	827.56 1,551.67 827.56 1,551.67	0.00 0.00 0.00 1,551.67	1,551.67
58989V2F0	MET TOWER GLOBAL FUNDING 5.4 06/20/2026	06/12/2023 06/20/2023 1,000,000.00	1,000,440.00 0.00 0.00 1,000,440.00	24,150.00 27,000.00 1,650.00 4,500.00	0.00 0.00 0.00 4,500.00	4,500.00
61748UAK8	MORGAN STANLEY 4.133 10/18/2029	10/17/2025 10/22/2025 580,000.00	580,000.00 0.00 0.00 580,000.00	2,596.90 0.00 4,594.52 1,997.62	0.00 0.00 0.00 1,997.62	1,997.62
63743HFW7	NATIONAL RURAL UTILITIES COOPERATIVE FINANCE CORP 4.75 02/07/2028	06/17/2025 06/18/2025 1,500,000.00	1,512,345.00 0.00 0.00 1,512,345.00	22,562.50 0.00 28,500.00 5,937.50	0.00 0.00 0.00 5,937.50	5,937.50

INCOME EARNED



City of Murrieta | Account | As of December 31, 2025

Cusip	Security Description	Trade Date Settle Date Units	Book Value: Begin Book Value: Acq Book Value: Disp Book Value: End	Prior Accrued Inc. Received Ending Accrued Total Interest	Accr. Of Discount Amort. Of Premium Net Accret/Amort Income Earned	Total Income
64952WCX9	NEW YORK LIFE GLOBAL FUNDING 3.0 01/10/2028	08/26/2025 08/27/2025 1,000,000.00	976,720.00 0.00 0.00 976,720.00	11,750.00 0.00 14,250.00 2,500.00	0.00 0.00 0.00 2,500.00	2,500.00
64952WFJ7	NEW YORK LIFE GLOBAL FUNDING 3.9 10/01/2027	09/25/2024 10/01/2024 1,000,000.00	999,820.00 0.00 0.00 999,820.00	6,500.00 0.00 9,750.00 3,250.00	0.00 0.00 0.00 3,250.00	3,250.00
665859AW4	NORTHERN TRUST CORP 4.0 05/10/2027	09/14/2022 09/16/2022 1,000,000.00	990,460.00 0.00 0.00 990,460.00	2,333.33 0.00 5,666.67 3,333.33	0.00 0.00 0.00 3,333.33	3,333.33
66815L2X6	NORTHWESTERN MUTUAL GLOBAL FUNDING 4.125 08/25/2028	08/25/2025 08/26/2025 1,000,000.00	1,002,660.00 0.00 0.00 1,002,660.00	11,000.00 0.00 14,437.50 3,437.50	0.00 0.00 0.00 3,437.50	3,437.50
69371RS56	PACCAR FINANCIAL CORP 5.05 08/10/2026	1,450,000.00	1,451,925.00 0.00 0.00 1,451,925.00	22,577.71 0.00 28,679.79 6,102.08	0.00 0.00 0.00 6,102.08	6,102.08
713448FW3	PEPSICO INC 5.125 11/10/2026	11/08/2023 11/10/2023 510,000.00	509,862.30 0.00 0.00 509,862.30	1,524.69 0.00 3,702.81 2,178.13	0.00 0.00 0.00 2,178.13	2,178.13
713448GL6	PEPSICO INC 4.1 01/15/2029	07/24/2025 07/25/2025 1,000,000.00	997,190.00 0.00 0.00 997,190.00	14,577.78 0.00 17,994.44 3,416.67	0.00 0.00 0.00 3,416.67	3,416.67
74456QBU9	PUBLIC SERVICE ELECTRIC AND GAS CO 3.7 05/01/2028	06/22/2023 06/26/2023 750,000.00	715,005.00 0.00 0.00 715,005.00	2,312.50 0.00 4,625.00 2,312.50	0.00 0.00 0.00 2,312.50	2,312.50
74456QBX3	PUBLIC SERVICE ELECTRIC AND GAS CO 3.65 09/01/2028	07/24/2025 07/25/2025 1,000,000.00	983,400.00 0.00 0.00 983,400.00	9,125.00 0.00 12,166.67 3,041.67	0.00 0.00 0.00 3,041.67	3,041.67

INCOME EARNED



City of Murrieta | Account | As of December 31, 2025

Cusip	Security Description	Trade Date Settle Date Units	Book Value: Begin Book Value: Acq Book Value: Disp Book Value: End	Prior Accrued Inc. Received Ending Accrued Total Interest	Accr. Of Discount Amort. Of Premium Net Accret/Amort Income Earned	Total Income
78016HZT0	ROYAL BANK OF CANADA 4.875 01/19/2027	01/10/2024 01/19/2024 1,245,000.00	1,244,688.75 0.00 0.00 1,244,688.75	22,254.38 0.00 27,312.19 5,057.81	0.00 0.00 0.00 5,057.81	5,057.81
857477CL5	STATE STREET CORP 4.993 03/18/2027	03/13/2024 03/18/2024 1,210,000.00	1,210,000.00 0.00 0.00 1,210,000.00	12,250.88 0.00 17,285.49 5,034.61	0.00 0.00 0.00 5,034.61	5,034.61
87612EBU9	TARGET CORP 4.35 06/15/2028	06/05/2025 06/10/2025 570,000.00	569,994.30 0.00 0.00 569,994.30	11,777.63 12,741.88 1,102.00 2,066.26	0.00 0.00 0.00 2,066.26	2,066.26
89236TKJ3	TOYOTA MOTOR CREDIT CORP 4.55 09/20/2027	06/20/2024 06/21/2024 1,000,000.00	989,900.00 0.00 0.00 989,900.00	8,973.61 0.00 12,765.28 3,791.67	0.00 0.00 0.00 3,791.67	3,791.67
90331HPS6	US BANK NA 4.73 05/15/2028	05/12/2025 05/15/2025 1,330,000.00	1,330,000.00 0.00 0.00 1,330,000.00	2,795.96 0.00 8,038.37 5,242.42	0.00 0.00 0.00 5,242.42	5,242.42
9128283F5	UNITED STATES TREASURY 2.25 11/15/2027	06/07/2023 06/09/2023 1,400,000.00	1,298,937.50 0.00 0.00 1,298,937.50	1,392.27 0.00 4,089.78 2,697.51	0.00 0.00 0.00 2,697.51	2,697.51
9128283W8	UNITED STATES TREASURY 2.75 02/15/2028	09/27/2024 09/30/2024 2,750,000.00	2,684,257.81 0.00 0.00 2,684,257.81	22,194.29 0.00 28,564.88 6,370.58	0.00 0.00 0.00 6,370.58	6,370.58
9128284V9	UNITED STATES TREASURY 2.875 08/15/2028	11/12/2024 11/15/2024 2,500,000.00	2,374,804.69 0.00 0.00 2,374,804.69	21,093.75 0.00 27,148.44 6,054.69	0.00 0.00 0.00 6,054.69	6,054.69
9128285M8	UNITED STATES TREASURY 3.125 11/15/2028	04/22/2024 04/23/2024 2,000,000.00	1,870,625.00 0.00 0.00 1,870,625.00	2,762.43 0.00 8,114.64 5,352.21	0.00 0.00 0.00 5,352.21	5,352.21

INCOME EARNED



City of Murrieta | Account | As of December 31, 2025

Cusip	Security Description	Trade Date Settle Date Units	Book Value: Begin Book Value: Acq Book Value: Disp Book Value: End	Prior Accrued Inc. Received Ending Accrued Total Interest	Accr. Of Discount Amort. Of Premium Net Accret/Amort Income Earned	Total Income
9128285T3	UNITED STATES TREASURY 2.625 12/31/2025	09/14/2022 09/15/2022 0.00	2,412,792.97 0.00 (2,412,792.97) 0.00	27,462.64 29,067.60 0.00 1,604.96	0.00 0.00 0.00 1,604.96	1,604.96
9128286L9	UNITED STATES TREASURY 2.25 03/31/2026	09/14/2022 09/15/2022 2,500,000.00	2,377,832.03 0.00 0.00 2,377,832.03	9,581.04 0.00 14,371.57 4,790.52	0.00 0.00 0.00 4,790.52	4,790.52
912828U24	UNITED STATES TREASURY 2.0 11/15/2026	09/13/2023 09/14/2023 3,000,000.00	2,767,031.25 0.00 0.00 2,767,031.25	2,651.93 0.00 7,790.06 5,138.12	0.00 0.00 0.00 5,138.12	5,138.12
912828YX2	UNITED STATES TREASURY 1.75 12/31/2026	12/27/2023 12/28/2023 0.00	1,641,240.23 0.00 (1,641,240.23) 0.00	12,815.90 15,312.50 0.00 2,496.60	0.00 0.00 0.00 2,496.60	2,496.60
91282CDF5	UNITED STATES TREASURY 1.375 10/31/2028	09/16/2025 09/17/2025 2,500,000.00	2,344,433.59 0.00 0.00 2,344,433.59	2,943.72 0.00 5,887.43 2,943.72	0.00 0.00 0.00 2,943.72	2,943.72
91282CEF4	UNITED STATES TREASURY 2.5 03/31/2027	11/17/2022 11/18/2022 2,500,000.00	2,349,414.06 0.00 0.00 2,349,414.06	10,645.60 0.00 15,968.41 5,322.80	0.00 0.00 0.00 5,322.80	5,322.80
91282CEM9	UNITED STATES TREASURY 2.875 04/30/2029	10/30/2025 10/31/2025 2,750,000.00	2,681,787.11 0.00 0.00 2,681,787.11	6,770.55 0.00 13,541.09 6,770.55	0.00 0.00 0.00 6,770.55	6,770.55
91282CEW7	UNITED STATES TREASURY 3.25 06/30/2027	12/12/2022 12/13/2022 1,300,000.00	1,266,687.50 0.00 0.00 1,266,687.50	17,680.71 21,125.00 116.71 3,561.01	0.00 0.00 0.00 3,561.01	3,561.01
91282CFB2	UNITED STATES TREASURY 2.75 07/31/2027	07/26/2023 07/27/2023 2,000,000.00	1,887,109.38 0.00 0.00 1,887,109.38	18,383.15 0.00 23,016.30 4,633.15	0.00 0.00 0.00 4,633.15	4,633.15

INCOME EARNED



City of Murrieta | Account | As of December 31, 2025

Cusip	Security Description	Trade Date Settle Date Units	Book Value: Begin Book Value: Acq Book Value: Disp Book Value: End	Prior Accrued Inc. Received Ending Accrued Total Interest	Accr. Of Discount Amort. Of Premium Net Accret/Amort Income Earned	Total Income
91282CFH9	UNITED STATES TREASURY 3.125 08/31/2027	01/24/2023 01/25/2023 2,500,000.00	2,445,117.19 0.00 0.00 2,445,117.19	19,854.97 0.00 26,545.23 6,690.26	0.00 0.00 0.00 6,690.26	6,690.26
91282CFJ5	UNITED STATES TREASURY 3.125 08/31/2029	12/17/2024 12/20/2024 2,750,000.00	2,618,730.47 0.00 0.00 2,618,730.47	21,840.47 0.00 29,199.76 7,359.29	0.00 0.00 0.00 7,359.29	7,359.29
91282CFM8	UNITED STATES TREASURY 4.125 09/30/2027	02/22/2023 02/28/2023 1,600,000.00	1,595,500.00 0.00 0.00 1,595,500.00	11,241.76 0.00 16,862.64 5,620.88	0.00 0.00 0.00 5,620.88	5,620.88
91282CFT3	UNITED STATES TREASURY 4.0 10/31/2029	02/12/2025 02/14/2025 1,700,000.00	1,665,203.13 0.00 0.00 1,665,203.13	5,823.20 0.00 11,646.41 5,823.20	0.00 0.00 0.00 5,823.20	5,823.20
91282CFY2	UNITED STATES TREASURY 3.875 11/30/2029	03/24/2025 03/25/2025 3,000,000.00	2,976,679.69 0.00 0.00 2,976,679.69	319.37 58,125.00 10,219.78 68,025.41	0.00 0.00 0.00 68,025.41	68,025.41
91282CGB1	UNITED STATES TREASURY 3.875 12/31/2029	07/30/2025 07/31/2025 3,000,000.00	2,995,312.50 0.00 0.00 2,995,312.50	48,648.10 58,125.00 321.13 9,798.03	0.00 0.00 0.00 9,798.03	9,798.03
91282CGH8	UNITED STATES TREASURY 3.5 01/31/2028	11/26/2024 11/27/2024 1,500,000.00	1,467,070.31 0.00 0.00 1,467,070.31	17,547.55 0.00 21,970.11 4,422.55	0.00 0.00 0.00 4,422.55	4,422.55
91282CGV7	UNITED STATES TREASURY 3.75 04/15/2026	03/20/2024 03/21/2024 2,000,000.00	1,965,703.13 0.00 0.00 1,965,703.13	9,684.07 0.00 16,071.43 6,387.36	0.00 0.00 0.00 6,387.36	6,387.36
91282CGZ8	UNITED STATES TREASURY 3.5 04/30/2030	12/09/2025 12/10/2025 3,000,000.00	0.00 2,969,296.88 0.00 2,969,296.88	0.00 (11,602.21) 17,983.43 6,381.22	0.00 0.00 0.00 6,381.22	6,381.22

INCOME EARNED



City of Murrieta | Account | As of December 31, 2025

Cusip	Security Description	Trade Date Settle Date Units	Book Value: Begin Book Value: Acq Book Value: Disp Book Value: End	Prior Accrued Inc. Received Ending Accrued Total Interest	Accr. Of Discount Amort. Of Premium Net Accret/Amort Income Earned	Total Income
91282CKD2	UNITED STATES TREASURY 4.25 02/28/2029	01/30/2025 01/31/2025 2,250,000.00	2,244,726.56 0.00 0.00 2,244,726.56	24,302.49 0.00 32,491.37 8,188.88	0.00 0.00 0.00 8,188.88	8,188.88
91282CLC3	UNITED STATES TREASURY 4.0 07/31/2029	10/29/2024 10/31/2024 2,000,000.00	1,991,093.75 0.00 0.00 1,991,093.75	26,739.13 0.00 33,478.26 6,739.13	0.00 0.00 0.00 6,739.13	6,739.13
91282CNY3	UNITED STATES TREASURY 3.375 09/15/2028	09/29/2025 09/30/2025 3,000,000.00	2,978,203.13 0.00 0.00 2,978,203.13	21,536.60 0.00 30,207.18 8,670.58	0.00 0.00 0.00 8,670.58	8,670.58
91282CPC9	UNITED STATES TREASURY 3.5 10/15/2028	11/10/2025 11/17/2025 2,500,000.00	2,494,433.59 0.00 0.00 2,494,433.59	11,298.08 0.00 18,750.00 7,451.92	0.00 0.00 0.00 7,451.92	7,451.92
91282CPP0	UNITED STATES TREASURY 3.5 12/15/2028	12/30/2025 12/31/2025 2,300,000.00	0.00 2,299,820.31 0.00 2,299,820.31	0.00 (3,538.46) 3,759.62 221.16	0.00 0.00 0.00 221.16	221.16
91324PDE9	UNITEDHEALTH GROUP INC 2.95 10/15/2027	07/30/2024 07/31/2024 1,250,000.00	1,189,300.00 0.00 0.00 1,189,300.00	4,711.81 0.00 7,784.72 3,072.92	0.00 0.00 0.00 3,072.92	3,072.92
92348KDY6	VZMT 2025-3 A1A 4.51 03/20/2030	03/25/2025 03/31/2025 1,050,000.00	1,049,954.85 0.00 0.00 1,049,954.85	1,446.96 3,946.25 1,446.96 3,946.25	0.00 0.00 0.00 3,946.25	3,946.25
92970QAJ4	WFCIT 2025-1 A 4.34 05/15/2030	06/03/2025 06/10/2025 1,210,000.00	1,209,979.91 0.00 0.00 1,209,979.91	2,333.96 4,376.17 2,333.96 4,376.17	0.00 0.00 0.00 4,376.17	4,376.17
			153,393,185.83	1,231,946.88	0.00	
			5,269,117.19	479,765.24	0.00	
			(4,708,683.21)	1,309,528.47	0.00	
Total Fixed Income		156,720,285.51	153,953,619.81	557,346.83	557,346.83	557,346.83

INCOME EARNED



City of Murrieta | Account | As of December 31, 2025

Cusip	Security Description	Trade Date Settle Date Units	Book Value: Begin Book Value: Acq Book Value: Disp Book Value: End	Prior Accrued Inc. Received Ending Accrued Total Interest	Accr. Of Discount Amort. Of Premium Net Accret/Amort Income Earned	Total Income
			153,531,631.97	1,231,946.88	0.00	
			6,312,862.53	481,574.13	0.00	
			(5,667,469.17)	1,309,528.47	0.00	
TOTAL PORTFOLIO		156,885,235.87	154,118,570.17	559,155.72	559,155.72	559,155.72

CASH FLOW REPORT



City of Murrieta | Account | As of December 31, 2025

Payment Date	Transaction Type	CUSIP	Quantity	Security Description	Principal Amount	Income	Total Amount
JANUARY 2026							
01/02/2026	Dividend	31846V567	0.00	FIRST AMER:GVT OBLG Z	1,478.73		1,478.73
01/07/2026	Coupon	24422EXZ7	700,000.00	JOHN DEERE CAPITAL CORP 4.65 01/07/2028		16,275.00	16,275.00
01/08/2026	Coupon	24422EXF1	1,000,000.00	JOHN DEERE CAPITAL CORP 4.5 01/08/2027		22,500.00	22,500.00
01/12/2026	Coupon	459058KT9	500,000.00	INTERNATIONAL BANK FOR RECONSTRUCTION AND DEVELOPM 3.5 07/12/2028		8,750.00	8,750.00
01/12/2026	Coupon	64952WCX9	1,000,000.00	NEW YORK LIFE GLOBAL FUNDING 3.0 01/10/2028		15,000.00	15,000.00
01/15/2026	Coupon	02582JKH2	640,000.00	AMXCA 2024-1 A 5.23 04/16/2029		2,789.33	2,789.33
01/15/2026	Coupon	02582JKP4	1,255,000.00	AMXCA 2025-2 A 4.28 04/15/2030		4,476.17	4,476.17
01/15/2026	Coupon	161571HT4	1,320,000.00	CHAIT 2023-1 A 5.16 09/15/2028		5,676.00	5,676.00
01/15/2026	Coupon	26444HAE1	1,000,000.00	DUKE ENERGY FLORIDA LLC 3.8 07/15/2028		19,000.00	19,000.00
01/15/2026	Coupon	3130AYPN0	2,000,000.00	FEDERAL HOME LOAN BANKS 4.125 01/15/2027		41,250.00	41,250.00
01/15/2026	Coupon	437918AC9	1,019,577.49	HAROT 2024-1 A3 5.21 08/15/2028		4,464.97	4,464.97
01/15/2026	Principal Paydown	437918AC9	1,019,577.49	HAROT 2024-1 A3 5.21 08/15/2028	64,385.73		64,385.73
01/15/2026	Coupon	44935XAD7	585,000.00	HART 2025-B A3 4.36 12/17/2029		2,125.50	2,125.50
01/15/2026	Coupon	47800DAD6	670,000.00	JDOT 2025 A3 4.23 09/17/2029		2,361.75	2,361.75
01/15/2026	Coupon	47800RAD5	335,000.00	JDOT 2024 A3 4.96 11/15/2028		1,384.67	1,384.67
01/15/2026	Principal Paydown	47800RAD5	335,000.00	JDOT 2024 A3 4.96 11/15/2028	25,307.14		25,307.14
01/15/2026	Coupon	58768YAD7	770,000.00	MBALT 2025-A A3 4.61 04/16/2029		2,958.08	2,958.08
01/15/2026	Coupon	58769GAD5	545,000.00	MBALT 2024-B A3 4.23 02/15/2028		1,921.13	1,921.13
01/15/2026	Principal Paydown	58769GAD5	545,000.00	MBALT 2024-B A3 4.23 02/15/2028	20,774.00		20,774.00
01/15/2026	Coupon	58770JAD6	350,000.00	MBALT 2024-A A3 5.32 01/18/2028		1,551.85	1,551.85
01/15/2026	Coupon	713448GL6	1,000,000.00	PEPSICO INC 4.1 01/15/2029		19,588.89	19,588.89
01/15/2026	Coupon	92970QAJ4	1,210,000.00	WFCIT 2025-1 A 4.34 05/15/2030		4,376.17	4,376.17
01/16/2026	Coupon	362549AD9	370,000.00	GMCAR 2025-2 A3 4.28 04/16/2030		1,319.67	1,319.67
01/16/2026	Coupon	36265WAD5	880.58	GMCAR 2022-3 A3 3.64 04/16/2027		36.14	36.14
01/16/2026	Principal Paydown	36265WAD5	880.58	GMCAR 2022-3 A3 3.64 04/16/2027	11,640.84		11,640.84
01/20/2026	Coupon	36269FAD8	223,568.18	GMALT 2024-1 A3 5.09 03/22/2027		950.97	950.97
01/20/2026	Principal Paydown	36269FAD8	223,568.18	GMALT 2024-1 A3 5.09 03/22/2027	45,956.14		45,956.14
01/20/2026	Coupon	362962AD4	705,000.00	GMALT 2025-2 A3 4.58 05/22/2028		2,690.75	2,690.75

CASH FLOW REPORT



City of Murrieta | Account | As of December 31, 2025

Payment Date	Transaction Type	CUSIP	Quantity	Security Description	Principal Amount	Income	Total Amount
01/20/2026	Coupon	78016HZT0	1,245,000.00	ROYAL BANK OF CANADA 4.875 01/19/2027		30,346.88	30,346.88
01/20/2026	Coupon	92348KDY6	1,050,000.00	VZMT 2025-3 A1A 4.51 03/20/2030		3,946.25	3,946.25
01/22/2026	Coupon	3133EPW68	1,400,000.00	FEDERAL FARM CREDIT BANKS FUNDING CORP 4.125 01/22/2026		28,875.00	28,875.00
01/22/2026	Final Maturity	3133EPW68	1,400,000.00	FEDERAL FARM CREDIT BANKS FUNDING CORP 4.125 01/22/2026	1,400,000.00		1,400,000.00
01/26/2026	Coupon	05594HAD5	800,000.00	BMWLT 2025-2 A3 3.97 09/25/2028		2,646.67	2,646.67
01/26/2026	Coupon	05611UAD5	551,492.47	BMWLT 2024-1 A3 4.98 03/25/2027		2,385.13	2,385.13
01/26/2026	Principal Paydown	05611UAD5	551,492.47	BMWLT 2024-1 A3 4.98 03/25/2027	134,574.04		134,574.04
01/26/2026	Coupon	09290DAH4	750,000.00	BLACKROCK INC 4.6 07/26/2027		17,250.00	17,250.00
01/26/2026	Coupon	096919AD7	591,367.93	BMWOT 2024-A A3 5.18 02/26/2029		2,552.74	2,552.74
01/26/2026	Principal Paydown	096919AD7	591,367.93	BMWOT 2024-A A3 5.18 02/26/2029	32,660.25		32,660.25
01/26/2026	Coupon	3137BSP72	2,000,000.00	FHMS K-058 A2 2.653 08/25/2026		4,421.67	4,421.67
01/26/2026	Coupon	3137BTUM1	857,477.70	FHMS K-061 A2 3.347 11/25/2026		2,391.65	2,391.65
01/26/2026	Principal Paydown	3137BTUM1	857,477.70	FHMS K-061 A2 3.347 11/25/2026	1,810.23		1,810.23
01/26/2026	Coupon	3137BVZ82	862,000.00	FHMS K-063 A2 3.43 01/25/2027		2,463.89	2,463.89
01/26/2026	Coupon	3137F1G44	1,000,000.00	FHMS K-065 A2 3.243 04/25/2027		2,702.50	2,702.50
01/26/2026	Coupon	3137F4X72	1,165,000.00	FHMS K-075 A2 3.65 02/25/2028		3,543.54	3,543.54
01/26/2026	Coupon	3137FBU79	1,213,921.16	FHMS K-069 A2 3.187 09/25/2027		3,223.97	3,223.97
01/26/2026	Principal Paydown	3137FBU79	1,213,921.16	FHMS K-069 A2 3.187 09/25/2027	2,089.33		2,089.33
01/26/2026	Coupon	3137FJEH8	1,250,000.00	FHMS K-081 A2 3.9 08/25/2028		4,062.50	4,062.50
01/26/2026	Coupon	3137FK4M5	2,000,000.00	FHMS K-085 A2 4.06 10/25/2028		6,766.67	6,766.67
01/26/2026	Coupon	3137FLMV3	2,000,000.00	FHMS K-090 A2 3.422 02/25/2029		5,703.33	5,703.33
01/26/2026	Coupon	3137H5YC5	1,500,000.00	FHMS K-748 A2 2.26 01/25/2029		2,825.00	2,825.00
01/26/2026	Coupon	3137HA4B9	2,000,000.00	FHMS K-751 A2 4.412 03/25/2030		7,353.33	7,353.33
01/27/2026	Coupon	06368MJG0	1,500,000.00	BANK OF MONTREAL 5.004 01/27/2029		37,530.00	37,530.00
01/30/2026	Coupon	3133EPZY4	2,000,000.00	FEDERAL FARM CREDIT BANKS FUNDING CORP 5.0 07/30/2026		50,000.00	50,000.00
January 2026 Total					1,740,676.43	402,437.73	2,143,114.16
FEBRUARY 2026							
02/02/2026	Coupon	91282CFB2	2,000,000.00	UNITED STATES TREASURY 2.75 07/31/2027		27,500.00	27,500.00
02/02/2026	Coupon	91282CGH8	1,500,000.00	UNITED STATES TREASURY 3.5 01/31/2028		26,250.00	26,250.00

CASH FLOW REPORT



City of Murrieta | Account | As of December 31, 2025

Payment Date	Transaction Type	CUSIP	Quantity	Security Description	Principal Amount	Income	Total Amount
02/02/2026	Coupon	91282CLC3	2,000,000.00	UNITED STATES TREASURY 4.0 07/31/2029		40,000.00	40,000.00
02/09/2026	Coupon	63743HFW7	1,500,000.00	NATIONAL RURAL UTILITIES COOPERATIVE FINANCE CORP 4.75 02/07/2028		35,625.00	35,625.00
02/10/2026	Coupon	69371RS56	1,450,000.00	PACCAR FINANCIAL CORP 5.05 08/10/2026		36,612.50	36,612.50
02/16/2026	Coupon	161571HT4	1,320,000.00	CHAIT 2023-1 A 5.16 09/15/2028		5,676.00	5,676.00
02/16/2026	Coupon	362549AD9	370,000.00	GMCAR 2025-2 A3 4.28 04/16/2030		1,319.67	1,319.67
02/16/2026	Coupon	36265WAD5	880.58	GMCAR 2022-3 A3 3.64 04/16/2027		0.83	0.83
02/16/2026	Effective Maturity	36265WAD5	880.58	GMCAR 2022-3 A3 3.64 04/16/2027	272.88		272.88
02/16/2026	Coupon	437918AC9	1,019,577.49	HAROT 2024-1 A3 5.21 08/15/2028		4,185.43	4,185.43
02/16/2026	Principal Paydown	437918AC9	1,019,577.49	HAROT 2024-1 A3 5.21 08/15/2028	63,627.22		63,627.22
02/16/2026	Coupon	44935XAD7	585,000.00	HART 2025-B A3 4.36 12/17/2029		2,125.50	2,125.50
02/16/2026	Coupon	47800DAD6	670,000.00	JDOT 2025 A3 4.23 09/17/2029		2,361.75	2,361.75
02/16/2026	Coupon	47800RAD5	335,000.00	JDOT 2024 A3 4.96 11/15/2028		1,280.06	1,280.06
02/16/2026	Principal Paydown	47800RAD5	335,000.00	JDOT 2024 A3 4.96 11/15/2028	20,286.72		20,286.72
02/16/2026	Coupon	58768YAD7	770,000.00	MBALT 2025-A A3 4.61 04/16/2029		2,958.08	2,958.08
02/16/2026	Coupon	58769GAD5	545,000.00	MBALT 2024-B A3 4.23 02/15/2028		1,847.90	1,847.90
02/16/2026	Principal Paydown	58769GAD5	545,000.00	MBALT 2024-B A3 4.23 02/15/2028	43,917.68		43,917.68
02/16/2026	Coupon	58770JAD6	350,000.00	MBALT 2024-A A3 5.32 01/18/2028		1,551.85	1,551.85
02/16/2026	Principal Paydown	58770JAD6	350,000.00	MBALT 2024-A A3 5.32 01/18/2028	14,243.40		14,243.40
02/17/2026	Coupon	02582JKH2	640,000.00	AMXCA 2024-1 A 5.23 04/16/2029		2,789.33	2,789.33
02/17/2026	Coupon	02582JKP4	1,255,000.00	AMXCA 2025-2 A 4.28 04/15/2030		4,476.17	4,476.17
02/17/2026	Coupon	3133EPSW6	2,405,000.00	FEDERAL FARM CREDIT BANKS FUNDING CORP 4.5 08/14/2026		54,112.50	54,112.50
02/17/2026	Coupon	532457CP1	1,250,000.00	ELI LILLY AND CO 4.15 08/14/2027		25,937.50	25,937.50
02/17/2026	Coupon	9128283W8	2,750,000.00	UNITED STATES TREASURY 2.75 02/15/2028		37,812.50	37,812.50
02/17/2026	Coupon	9128284V9	2,500,000.00	UNITED STATES TREASURY 2.875 08/15/2028		35,937.50	35,937.50
02/17/2026	Coupon	92970QAJ4	1,210,000.00	WFCIT 2025-1 A 4.34 05/15/2030		4,376.17	4,376.17
02/18/2026	Coupon	06428CAA2	1,000,000.00	BANK OF AMERICA NA 5.526 08/18/2026		27,630.00	27,630.00
02/20/2026	Coupon	36269FAD8	223,568.18	GMALT 2024-1 A3 5.09 03/22/2027		756.04	756.04
02/20/2026	Principal Paydown	36269FAD8	223,568.18	GMALT 2024-1 A3 5.09 03/22/2027	48,523.86		48,523.86
02/20/2026	Coupon	362962AD4	705,000.00	GMALT 2025-2 A3 4.58 05/22/2028		2,690.75	2,690.75
02/20/2026	Coupon	92348KDY6	1,050,000.00	VZMT 2025-3 A1A 4.51 03/20/2030		3,946.25	3,946.25

CASH FLOW REPORT



City of Murrieta | Account | As of December 31, 2025

Payment Date	Transaction Type	CUSIP	Quantity	Security Description	Principal Amount	Income	Total Amount
02/23/2026	Coupon	023135BC9	1,000,000.00	AMAZON.COM INC 3.15 08/22/2027		15,750.00	15,750.00
02/23/2026	Coupon	037833BY5	1,000,000.00	APPLE INC 3.25 02/23/2026		16,250.00	16,250.00
02/23/2026	Final Maturity	037833BY5	1,000,000.00	APPLE INC 3.25 02/23/2026	1,000,000.00		1,000,000.00
02/25/2026	Coupon	05594HAD5	800,000.00	BMWLT 2025-2 A3 3.97 09/25/2028		2,646.67	2,646.67
02/25/2026	Coupon	05611UAD5	551,492.47	BMWLT 2024-1 A3 4.98 03/25/2027		1,826.64	1,826.64
02/25/2026	Principal Paydown	05611UAD5	551,492.47	BMWLT 2024-1 A3 4.98 03/25/2027	106,559.92		106,559.92
02/25/2026	Coupon	096919AD7	591,367.93	BMWOT 2024-A A3 5.18 02/26/2029		2,411.75	2,411.75
02/25/2026	Principal Paydown	096919AD7	591,367.93	BMWOT 2024-A A3 5.18 02/26/2029	32,320.92		32,320.92
02/25/2026	Coupon	3137BSP72	2,000,000.00	FHMS K-058 A2 2.653 08/25/2026		4,421.67	4,421.67
02/25/2026	Coupon	3137BTUM1	857,477.70	FHMS K-061 A2 3.347 11/25/2026		2,386.60	2,386.60
02/25/2026	Principal Paydown	3137BTUM1	857,477.70	FHMS K-061 A2 3.347 11/25/2026	1,814.16		1,814.16
02/25/2026	Coupon	3137BVZ82	862,000.00	FHMS K-063 A2 3.43 01/25/2027		2,463.88	2,463.88
02/25/2026	Coupon	3137F1G44	1,000,000.00	FHMS K-065 A2 3.243 04/25/2027		2,702.50	2,702.50
02/25/2026	Coupon	3137F4X72	1,165,000.00	FHMS K-075 A2 3.65 02/25/2028		3,543.54	3,543.54
02/25/2026	Coupon	3137FBU79	1,213,921.16	FHMS K-069 A2 3.187 09/25/2027		3,218.42	3,218.42
02/25/2026	Principal Paydown	3137FBU79	1,213,921.16	FHMS K-069 A2 3.187 09/25/2027	2,096.17		2,096.17
02/25/2026	Coupon	3137FJEH8	1,250,000.00	FHMS K-081 A2 3.9 08/25/2028		4,062.50	4,062.50
02/25/2026	Coupon	3137FK4M5	2,000,000.00	FHMS K-085 A2 4.06 10/25/2028		6,766.67	6,766.67
02/25/2026	Coupon	3137FLMV3	2,000,000.00	FHMS K-090 A2 3.422 02/25/2029		5,703.33	5,703.33
02/25/2026	Coupon	3137H5YC5	1,500,000.00	FHMS K-748 A2 2.26 01/25/2029		2,825.00	2,825.00
02/25/2026	Coupon	3137HA4B9	2,000,000.00	FHMS K-751 A2 4.412 03/25/2030		7,353.33	7,353.33
02/25/2026	Coupon	66815L2X6	1,000,000.00	NORTHWESTERN MUTUAL GLOBAL FUNDING 4.125 08/25/2028		20,625.00	20,625.00
02/26/2026	Coupon	17275RBQ4	1,500,000.00	CISCO SYSTEMS INC 4.8 02/26/2027		36,000.00	36,000.00
February 2026 Total					1,333,662.94	530,716.79	1,864,379.72
MARCH 2026							
03/02/2026	Coupon	74456QBX3	1,000,000.00	PUBLIC SERVICE ELECTRIC AND GAS CO 3.65 09/01/2028		18,250.00	18,250.00
03/02/2026	Coupon	91282CFH9	2,500,000.00	UNITED STATES TREASURY 3.125 08/31/2027		39,062.50	39,062.50
03/02/2026	Coupon	91282CFJ5	2,750,000.00	UNITED STATES TREASURY 3.125 08/31/2029		42,968.75	42,968.75
03/02/2026	Coupon	91282CKD2	2,250,000.00	UNITED STATES TREASURY 4.25 02/28/2029		47,812.50	47,812.50

CASH FLOW REPORT



City of Murrieta | Account | As of December 31, 2025

Payment Date	Transaction Type	CUSIP	Quantity	Security Description	Principal Amount	Income	Total Amount
03/10/2026	Coupon	3130ATS57	3,000,000.00	FEDERAL HOME LOAN BANKS 4.5 03/10/2028		67,500.00	67,500.00
03/11/2026	Coupon	3130AWTQ3	4,500,000.00	FEDERAL HOME LOAN BANKS 4.625 09/11/2026		104,062.50	104,062.50
03/16/2026	Coupon	02582JKH2	640,000.00	AMXCA 2024-1 A 5.23 04/16/2029		2,789.33	2,789.33
03/16/2026	Coupon	02582JKP4	1,255,000.00	AMXCA 2025-2 A 4.28 04/15/2030		4,476.17	4,476.17
03/16/2026	Coupon	161571HT4	1,320,000.00	CHAIT 2023-1 A 5.16 09/15/2028		5,676.00	5,676.00
03/16/2026	Coupon	362549AD9	370,000.00	GMCAR 2025-2 A3 4.28 04/16/2030		1,319.67	1,319.67
03/16/2026	Coupon	437076DH2	570,000.00	HOME DEPOT INC 3.75 09/15/2028		10,687.50	10,687.50
03/16/2026	Coupon	437918AC9	1,019,577.49	HAROT 2024-1 A3 5.21 08/15/2028		3,909.18	3,909.18
03/16/2026	Principal Paydown	437918AC9	1,019,577.49	HAROT 2024-1 A3 5.21 08/15/2028	61,682.69		61,682.69
03/16/2026	Coupon	44935XAD7	585,000.00	HART 2025-B A3 4.36 12/17/2029		2,125.50	2,125.50
03/16/2026	Coupon	47800DAD6	670,000.00	JDOT 2025 A3 4.23 09/17/2029		2,361.75	2,361.75
03/16/2026	Coupon	47800RAD5	335,000.00	JDOT 2024 A3 4.96 11/15/2028		1,196.21	1,196.21
03/16/2026	Principal Paydown	47800RAD5	335,000.00	JDOT 2024 A3 4.96 11/15/2028	14,161.97		14,161.97
03/16/2026	Coupon	58768YAD7	770,000.00	MBALT 2025-A A3 4.61 04/16/2029		2,958.08	2,958.08
03/16/2026	Coupon	58769GAD5	545,000.00	MBALT 2024-B A3 4.23 02/15/2028		1,693.09	1,693.09
03/16/2026	Principal Paydown	58769GAD5	545,000.00	MBALT 2024-B A3 4.23 02/15/2028	45,682.84		45,682.84
03/16/2026	Coupon	58770JAD6	350,000.00	MBALT 2024-A A3 5.32 01/18/2028		1,488.70	1,488.70
03/16/2026	Principal Paydown	58770JAD6	350,000.00	MBALT 2024-A A3 5.32 01/18/2028	23,997.25		23,997.25
03/16/2026	Coupon	91282CNY3	3,000,000.00	UNITED STATES TREASURY 3.375 09/15/2028		50,625.00	50,625.00
03/16/2026	Coupon	92970QAJ4	1,210,000.00	WFCIT 2025-1 A 4.34 05/15/2030		4,376.17	4,376.17
03/18/2026	Coupon	857477CL5	1,210,000.00	STATE STREET CORP 4.993 03/18/2027		30,207.65	30,207.65
03/20/2026	Coupon	36269FAD8	223,568.18	GMALT 2024-1 A3 5.09 03/22/2027		550.22	550.22
03/20/2026	Principal Paydown	36269FAD8	223,568.18	GMALT 2024-1 A3 5.09 03/22/2027	52,045.14		52,045.14
03/20/2026	Coupon	362962AD4	705,000.00	GMALT 2025-2 A3 4.58 05/22/2028		2,690.75	2,690.75
03/20/2026	Coupon	89236TKJ3	1,000,000.00	TOYOTA MOTOR CREDIT CORP 4.55 09/20/2027		22,750.00	22,750.00
03/20/2026	Coupon	92348KDY6	1,050,000.00	VZMT 2025-3 A1A 4.51 03/20/2030		3,946.25	3,946.25
03/23/2026	Coupon	3133EPWK7	2,000,000.00	FEDERAL FARM CREDIT BANKS FUNDING CORP 4.5 09/22/2028		45,000.00	45,000.00
03/25/2026	Coupon	05594HAD5	800,000.00	BMWLT 2025-2 A3 3.97 09/25/2028		2,646.67	2,646.67
03/25/2026	Coupon	05611UAD5	551,492.47	BMWLT 2024-1 A3 4.98 03/25/2027		1,384.42	1,384.42
03/25/2026	Principal Paydown	05611UAD5	551,492.47	BMWLT 2024-1 A3 4.98 03/25/2027	108,646.11		108,646.11

CASH FLOW REPORT



City of Murrieta | Account | As of December 31, 2025

Payment Date	Transaction Type	CUSIP	Quantity	Security Description	Principal Amount	Income	Total Amount
03/25/2026	Coupon	096919AD7	591,367.93	BMWOT 2024-A A3 5.18 02/26/2029		2,272.24	2,272.24
03/25/2026	Principal Paydown	096919AD7	591,367.93	BMWOT 2024-A A3 5.18 02/26/2029	31,425.26		31,425.26
03/25/2026	Coupon	3137BSP72	2,000,000.00	FHMS K-058 A2 2.653 08/25/2026		4,421.67	4,421.67
03/25/2026	Coupon	3137BTUM1	857,477.70	FHMS K-061 A2 3.347 11/25/2026		2,381.54	2,381.54
03/25/2026	Principal Paydown	3137BTUM1	857,477.70	FHMS K-061 A2 3.347 11/25/2026	2,123.92		2,123.92
03/25/2026	Coupon	3137BVZ82	862,000.00	FHMS K-063 A2 3.43 01/25/2027		2,463.88	2,463.88
03/25/2026	Coupon	3137F1G44	1,000,000.00	FHMS K-065 A2 3.243 04/25/2027		2,702.50	2,702.50
03/25/2026	Coupon	3137F4X72	1,165,000.00	FHMS K-075 A2 3.65 02/25/2028		3,543.54	3,543.54
03/25/2026	Coupon	3137FBU79	1,213,921.16	FHMS K-069 A2 3.187 09/25/2027		3,212.86	3,212.86
03/25/2026	Principal Paydown	3137FBU79	1,213,921.16	FHMS K-069 A2 3.187 09/25/2027	2,501.04		2,501.04
03/25/2026	Coupon	3137FJEH8	1,250,000.00	FHMS K-081 A2 3.9 08/25/2028		4,062.50	4,062.50
03/25/2026	Coupon	3137FK4M5	2,000,000.00	FHMS K-085 A2 4.06 10/25/2028		6,766.67	6,766.67
03/25/2026	Coupon	3137FLMV3	2,000,000.00	FHMS K-090 A2 3.422 02/25/2029		5,703.33	5,703.33
03/25/2026	Coupon	3137H5YC5	1,500,000.00	FHMS K-748 A2 2.26 01/25/2029		2,825.00	2,825.00
03/25/2026	Coupon	3137HA4B9	2,000,000.00	FHMS K-751 A2 4.412 03/25/2030		7,353.33	7,353.33
03/26/2026	Coupon	3133EP6K6	1,000,000.00	FEDERAL FARM CREDIT BANKS FUNDING CORP 4.5 03/26/2027		22,500.00	22,500.00
03/27/2026	Coupon	57629TBW6	1,340,000.00	MASSMUTUAL GLOBAL FUNDING II 4.45 03/27/2028		29,815.00	29,815.00
03/31/2026	Coupon	9128286L9	2,500,000.00	UNITED STATES TREASURY 2.25 03/31/2026		28,125.00	28,125.00
03/31/2026	Final Maturity	9128286L9	2,500,000.00	UNITED STATES TREASURY 2.25 03/31/2026	2,500,000.00		2,500,000.00
03/31/2026	Coupon	91282CEF4	2,500,000.00	UNITED STATES TREASURY 2.5 03/31/2027		31,250.00	31,250.00
03/31/2026	Coupon	91282CFM8	1,600,000.00	UNITED STATES TREASURY 4.125 09/30/2027		33,000.00	33,000.00
March 2026 Total					2,842,266.23	716,913.61	3,559,179.84
APRIL 2026							
04/01/2026	Coupon	64952WFJ7	1,000,000.00	NEW YORK LIFE GLOBAL FUNDING 3.9 10/01/2027		19,500.00	19,500.00
04/09/2026	Coupon	3130B0TY5	1,500,000.00	FEDERAL HOME LOAN BANKS 4.75 04/09/2027		35,625.00	35,625.00
04/10/2026	Coupon	57629W6F2	750,000.00	MASSMUTUAL GLOBAL FUNDING II 4.5 04/10/2026		16,875.00	16,875.00
04/10/2026	Final Maturity	57629W6F2	750,000.00	MASSMUTUAL GLOBAL FUNDING II 4.5 04/10/2026	750,000.00		750,000.00
04/15/2026	Coupon	02582JKH2	640,000.00	AMXCA 2024-1 A 5.23 04/16/2029		2,789.33	2,789.33

CASH FLOW REPORT



City of Murrieta | Account | As of December 31, 2025

Payment Date	Transaction Type	CUSIP	Quantity	Security Description	Principal Amount	Income	Total Amount
04/15/2026	Coupon	02582JKP4	1,255,000.00	AMXCA 2025-2 A 4.28 04/15/2030		4,476.17	4,476.17
04/15/2026	Coupon	161571HT4	1,320,000.00	CHAIT 2023-1 A 5.16 09/15/2028		5,676.00	5,676.00
04/15/2026	Coupon	437918AC9	1,019,577.49	HAROT 2024-1 A3 5.21 08/15/2028		3,641.38	3,641.38
04/15/2026	Principal Paydown	437918AC9	1,019,577.49	HAROT 2024-1 A3 5.21 08/15/2028	63,645.55		63,645.55
04/15/2026	Coupon	44935XAD7	585,000.00	HART 2025-B A3 4.36 12/17/2029		2,125.50	2,125.50
04/15/2026	Coupon	47800DAD6	670,000.00	JDOT 2025 A3 4.23 09/17/2029		2,361.75	2,361.75
04/15/2026	Coupon	47800RAD5	335,000.00	JDOT 2024 A3 4.96 11/15/2028		1,137.68	1,137.68
04/15/2026	Principal Paydown	47800RAD5	335,000.00	JDOT 2024 A3 4.96 11/15/2028	17,546.79		17,546.79
04/15/2026	Coupon	58768YAD7	770,000.00	MBALT 2025-A A3 4.61 04/16/2029		2,958.08	2,958.08
04/15/2026	Coupon	58769GAD5	545,000.00	MBALT 2024-B A3 4.23 02/15/2028		1,532.05	1,532.05
04/15/2026	Principal Paydown	58769GAD5	545,000.00	MBALT 2024-B A3 4.23 02/15/2028	52,943.56		52,943.56
04/15/2026	Coupon	58770JAD6	350,000.00	MBALT 2024-A A3 5.32 01/18/2028		1,382.31	1,382.31
04/15/2026	Principal Paydown	58770JAD6	350,000.00	MBALT 2024-A A3 5.32 01/18/2028	26,764.23		26,764.23
04/15/2026	Coupon	91282CGV7	2,000,000.00	UNITED STATES TREASURY 3.75 04/15/2026		37,500.00	37,500.00
04/15/2026	Final Maturity	91282CGV7	2,000,000.00	UNITED STATES TREASURY 3.75 04/15/2026	2,000,000.00		2,000,000.00
04/15/2026	Coupon	91282CPC9	2,500,000.00	UNITED STATES TREASURY 3.5 10/15/2028		43,750.00	43,750.00
04/15/2026	Coupon	91324PDE9	1,250,000.00	UNITEDHEALTH GROUP INC 2.95 10/15/2027		18,437.50	18,437.50
04/15/2026	Coupon	92970QAJ4	1,210,000.00	WFCIT 2025-1 A 4.34 05/15/2030		4,376.17	4,376.17
04/16/2026	Coupon	362549AD9	370,000.00	GMCAR 2025-2 A3 4.28 04/16/2030		1,319.67	1,319.67
04/20/2026	Coupon	36269FAD8	223,568.18	GMALT 2024-1 A3 5.09 03/22/2027		329.46	329.46
04/20/2026	Principal Paydown	36269FAD8	223,568.18	GMALT 2024-1 A3 5.09 03/22/2027	56,427.53		56,427.53
04/20/2026	Coupon	362962AD4	705,000.00	GMALT 2025-2 A3 4.58 05/22/2028		2,690.75	2,690.75
04/20/2026	Coupon	61748UAK8	580,000.00	MORGAN STANLEY 4.133 10/18/2029		11,719.35	11,719.35
04/20/2026	Coupon	92348KDY6	1,050,000.00	VZMT 2025-3 A1A 4.51 03/20/2030		3,946.25	3,946.25
04/27/2026	Coupon	05594HAD5	800,000.00	BMWLT 2025-2 A3 3.97 09/25/2028		2,646.67	2,646.67
04/27/2026	Coupon	05611UAD5	551,492.47	BMWLT 2024-1 A3 4.98 03/25/2027		933.54	933.54
04/27/2026	Principal Paydown	05611UAD5	551,492.47	BMWLT 2024-1 A3 4.98 03/25/2027	119,227.98		119,227.98
04/27/2026	Coupon	096919AD7	591,367.93	BMWOT 2024-A A3 5.18 02/26/2029		2,136.58	2,136.58
04/27/2026	Principal Paydown	096919AD7	591,367.93	BMWOT 2024-A A3 5.18 02/26/2029	31,582.05		31,582.05
04/27/2026	Coupon	3137BSP72	2,000,000.00	FHMS K-058 A2 2.653 08/25/2026		4,421.67	4,421.67
04/27/2026	Coupon	3137BTUM1	857,477.70	FHMS K-061 A2 3.347 11/25/2026		2,375.62	2,375.62
04/27/2026	Principal Paydown	3137BTUM1	857,477.70	FHMS K-061 A2 3.347 11/25/2026	1,823.07		1,823.07

CASH FLOW REPORT



City of Murrieta | Account | As of December 31, 2025

Payment Date	Transaction Type	CUSIP	Quantity	Security Description	Principal Amount	Income	Total Amount
04/27/2026	Coupon	3137BVZ82	862,000.00	FHMS K-063 A2 3.43 01/25/2027		2,463.88	2,463.88
04/27/2026	Coupon	3137F1G44	1,000,000.00	FHMS K-065 A2 3.243 04/25/2027		2,702.50	2,702.50
04/27/2026	Coupon	3137F4X72	1,165,000.00	FHMS K-075 A2 3.65 02/25/2028		3,543.54	3,543.54
04/27/2026	Coupon	3137FBU79	1,213,921.16	FHMS K-069 A2 3.187 09/25/2027		3,206.21	3,206.21
04/27/2026	Principal Paydown	3137FBU79	1,213,921.16	FHMS K-069 A2 3.187 09/25/2027	2,111.28		2,111.28
04/27/2026	Coupon	3137FJEH8	1,250,000.00	FHMS K-081 A2 3.9 08/25/2028		4,062.50	4,062.50
04/27/2026	Coupon	3137FK4M5	2,000,000.00	FHMS K-085 A2 4.06 10/25/2028		6,766.67	6,766.67
04/27/2026	Coupon	3137FLMV3	2,000,000.00	FHMS K-090 A2 3.422 02/25/2029		5,703.33	5,703.33
04/27/2026	Coupon	3137H5YC5	1,500,000.00	FHMS K-748 A2 2.26 01/25/2029		2,825.00	2,825.00
04/27/2026	Coupon	3137HA4B9	2,000,000.00	FHMS K-751 A2 4.412 03/25/2030		7,353.33	7,353.33
04/30/2026	Coupon	91282CDF5	2,500,000.00	UNITED STATES TREASURY 1.375 10/31/2028		17,187.50	17,187.50
04/30/2026	Coupon	91282CEM9	2,750,000.00	UNITED STATES TREASURY 2.875 04/30/2029		39,531.25	39,531.25
04/30/2026	Coupon	91282CFT3	1,700,000.00	UNITED STATES TREASURY 4.0 10/31/2029		34,000.00	34,000.00
04/30/2026	Coupon	91282CGZ8	3,000,000.00	UNITED STATES TREASURY 3.5 04/30/2030		52,500.00	52,500.00
April 2026 Total					3,122,072.05	418,509.19	3,540,581.24
MAY 2026							
05/01/2026	Coupon	74456QBU9	750,000.00	PUBLIC SERVICE ELECTRIC AND GAS CO 3.7 05/01/2028		13,875.00	13,875.00
05/04/2026	Coupon	00440EAV9	1,000,000.00	CHUBB INA HOLDINGS LLC 3.35 05/03/2026		16,750.00	16,750.00
05/04/2026	Final Maturity	00440EAV9	1,000,000.00	CHUBB INA HOLDINGS LLC 3.35 05/03/2026	1,000,000.00		1,000,000.00
05/05/2026	Coupon	459058LT8	1,335,000.00	INTERNATIONAL BANK FOR RECONSTRUCTION AND DEVELOPM 3.625 05/05/2028		24,196.88	24,196.88
05/08/2026	Coupon	3133ERDZ1	1,000,000.00	FEDERAL FARM CREDIT BANKS FUNDING CORP 4.75 05/08/2026		23,750.00	23,750.00
05/08/2026	Final Maturity	3133ERDZ1	1,000,000.00	FEDERAL FARM CREDIT BANKS FUNDING CORP 4.75 05/08/2026	1,000,000.00		1,000,000.00
05/11/2026	Coupon	665859AW4	1,000,000.00	NORTHERN TRUST CORP 4.0 05/10/2027		20,000.00	20,000.00
05/11/2026	Coupon	713448FW3	510,000.00	PEPSICO INC 5.125 11/10/2026		13,068.75	13,068.75
05/14/2026	Coupon	14913UBD1	1,000,000.00	CATERPILLAR FINANCIAL SERVICES CORP 3.95 11/14/2028		19,750.00	19,750.00
05/15/2026	Coupon	009158AY2	1,500,000.00	AIR PRODUCTS AND CHEMICALS INC 1.85 05/15/2027		13,875.00	13,875.00
05/15/2026	Coupon	02582JKH2	640,000.00	AMXCA 2024-1 A 5.23 04/16/2029		2,789.33	2,789.33

CASH FLOW REPORT



City of Murrieta | Account | As of December 31, 2025

Payment Date	Transaction Type	CUSIP	Quantity	Security Description	Principal Amount	Income	Total Amount
05/15/2026	Coupon	02582JKP4	1,255,000.00	AMXCA 2025-2 A 4.28 04/15/2030		4,476.17	4,476.17
05/15/2026	Coupon	161571HT4	1,320,000.00	CHAIT 2023-1 A 5.16 09/15/2028		5,676.00	5,676.00
05/15/2026	Coupon	341081GN1	1,500,000.00	FLORIDA POWER & LIGHT CO 4.4 05/15/2028		33,000.00	33,000.00
05/15/2026	Coupon	437918AC9	1,019,577.49	HAROT 2024-1 A3 5.21 08/15/2028		3,365.05	3,365.05
05/15/2026	Principal Paydown	437918AC9	1,019,577.49	HAROT 2024-1 A3 5.21 08/15/2028	61,179.93		61,179.93
05/15/2026	Coupon	44935XAD7	585,000.00	HART 2025-B A3 4.36 12/17/2029		2,125.50	2,125.50
05/15/2026	Coupon	47800DAD6	670,000.00	JDOT 2025 A3 4.23 09/17/2029		2,361.75	2,361.75
05/15/2026	Coupon	47800RAD5	335,000.00	JDOT 2024 A3 4.96 11/15/2028		1,065.15	1,065.15
05/15/2026	Principal Paydown	47800RAD5	335,000.00	JDOT 2024 A3 4.96 11/15/2028	16,917.98		16,917.98
05/15/2026	Coupon	58768YAD7	770,000.00	MBALT 2025-A A3 4.61 04/16/2029		2,958.08	2,958.08
05/15/2026	Coupon	58769GAD5	545,000.00	MBALT 2024-B A3 4.23 02/15/2028		1,345.43	1,345.43
05/15/2026	Principal Paydown	58769GAD5	545,000.00	MBALT 2024-B A3 4.23 02/15/2028	45,036.16		45,036.16
05/15/2026	Coupon	58770JAD6	350,000.00	MBALT 2024-A A3 5.32 01/18/2028		1,263.66	1,263.66
05/15/2026	Principal Paydown	58770JAD6	350,000.00	MBALT 2024-A A3 5.32 01/18/2028	27,140.60		27,140.60
05/15/2026	Coupon	90331HPS6	1,330,000.00	US BANK NA 4.73 05/15/2028		31,454.50	31,454.50
05/15/2026	Coupon	9128283F5	1,400,000.00	UNITED STATES TREASURY 2.25 11/15/2027		15,750.00	15,750.00
05/15/2026	Coupon	9128285M8	2,000,000.00	UNITED STATES TREASURY 3.125 11/15/2028		31,250.00	31,250.00
05/15/2026	Coupon	912828U24	3,000,000.00	UNITED STATES TREASURY 2.0 11/15/2026		30,000.00	30,000.00
05/15/2026	Coupon	92970QAJ4	1,210,000.00	WFCIT 2025-1 A 4.34 05/15/2030		4,376.17	4,376.17
05/18/2026	Coupon	3130AXU63	1,750,000.00	FEDERAL HOME LOAN BANKS 4.625 11/17/2026		40,468.75	40,468.75
05/18/2026	Coupon	362549AD9	370,000.00	GMCAR 2025-2 A3 4.28 04/16/2030		1,319.67	1,319.67
05/20/2026	Coupon	3133ERFJ5	1,000,000.00	FEDERAL FARM CREDIT BANKS FUNDING CORP 4.5 05/20/2027		22,500.00	22,500.00
05/20/2026	Coupon	36269FAD8	223,568.18	GMALT 2024-1 A3 5.09 03/22/2027		90.11	90.11
05/20/2026	Effective Maturity	36269FAD8	223,568.18	GMALT 2024-1 A3 5.09 03/22/2027	21,244.34		21,244.34
05/20/2026	Coupon	362962AD4	705,000.00	GMALT 2025-2 A3 4.58 05/22/2028		2,690.75	2,690.75
05/20/2026	Coupon	92348KDY6	1,050,000.00	VZMT 2025-3 A1A 4.51 03/20/2030		3,946.25	3,946.25
05/25/2026	Coupon	05594HAD5	800,000.00	BMWLT 2025-2 A3 3.97 09/25/2028		2,646.67	2,646.67
05/25/2026	Coupon	05611UAD5	551,492.47	BMWLT 2024-1 A3 4.98 03/25/2027		438.74	438.74
05/25/2026	Principal Paydown	05611UAD5	551,492.47	BMWLT 2024-1 A3 4.98 03/25/2027	99,614.29		99,614.29
05/25/2026	Coupon	096919AD7	591,367.93	BMWOT 2024-A A3 5.18 02/26/2029		2,000.25	2,000.25

CASH FLOW REPORT



City of Murrieta | Account | As of December 31, 2025

Payment Date	Transaction Type	CUSIP	Quantity	Security Description	Principal Amount	Income	Total Amount
05/25/2026	Principal Paydown	096919AD7	591,367.93	BMWOT 2024-A A3 5.18 02/26/2029	30,422.67		30,422.67
05/25/2026	Coupon	3137BSP72	2,000,000.00	FHMS K-058 A2 2.653 08/25/2026		4,421.67	4,421.67
05/25/2026	Coupon	3137BTUM1	857,477.70	FHMS K-061 A2 3.347 11/25/2026		2,370.53	2,370.53
05/25/2026	Principal Paydown	3137BTUM1	857,477.70	FHMS K-061 A2 3.347 11/25/2026	1,928.26		1,928.26
05/25/2026	Coupon	3137BVZ82	862,000.00	FHMS K-063 A2 3.43 01/25/2027		2,463.88	2,463.88
05/25/2026	Coupon	3137F1G44	1,000,000.00	FHMS K-065 A2 3.243 04/25/2027		2,702.50	2,702.50
05/25/2026	Coupon	3137F4X72	1,165,000.00	FHMS K-075 A2 3.65 02/25/2028		3,543.54	3,543.54
05/25/2026	Coupon	3137FBU79	1,213,921.16	FHMS K-069 A2 3.187 09/25/2027		3,200.61	3,200.61
05/25/2026	Principal Paydown	3137FBU79	1,213,921.16	FHMS K-069 A2 3.187 09/25/2027	2,250.32		2,250.32
05/25/2026	Coupon	3137FJEH8	1,250,000.00	FHMS K-081 A2 3.9 08/25/2028		4,062.50	4,062.50
05/25/2026	Coupon	3137FK4M5	2,000,000.00	FHMS K-085 A2 4.06 10/25/2028		6,766.67	6,766.67
05/25/2026	Coupon	3137FLMV3	2,000,000.00	FHMS K-090 A2 3.422 02/25/2029		5,703.33	5,703.33
05/25/2026	Coupon	3137H5YC5	1,500,000.00	FHMS K-748 A2 2.26 01/25/2029		2,825.00	2,825.00
05/25/2026	Coupon	3137HA4B9	2,000,000.00	FHMS K-751 A2 4.412 03/25/2030		7,353.33	7,353.33
May 2026 Total					2,305,734.54	440,037.17	2,745,771.70
JUNE 2026							
06/01/2026	Coupon	91282CFY2	3,000,000.00	UNITED STATES TREASURY 3.875 11/30/2029		58,125.00	58,125.00
06/08/2026	Coupon	48125LRU8	1,575,000.00	JPMORGAN CHASE BANK NA 5.11 12/08/2026		40,241.25	40,241.25
06/09/2026	Coupon	3130AVVX7	1,120,000.00	FEDERAL HOME LOAN BANKS 3.75 06/09/2028		21,000.00	21,000.00
06/09/2026	Coupon	3130AWC24	2,000,000.00	FEDERAL HOME LOAN BANKS 4.0 06/09/2028		40,000.00	40,000.00
06/12/2026	Coupon	3130AWLZ1	2,000,000.00	FEDERAL HOME LOAN BANKS 4.75 06/12/2026		47,500.00	47,500.00
06/12/2026	Final Maturity	3130AWLZ1	2,000,000.00	FEDERAL HOME LOAN BANKS 4.75 06/12/2026	2,000,000.00		2,000,000.00
06/15/2026	Coupon	02582JKH2	640,000.00	AMXCA 2024-1 A 5.23 04/16/2029		2,789.33	2,789.33
06/15/2026	Coupon	02582JKP4	1,255,000.00	AMXCA 2025-2 A 4.28 04/15/2030		4,476.17	4,476.17
06/15/2026	Coupon	161571HT4	1,320,000.00	CHAIT 2023-1 A 5.16 09/15/2028		5,676.00	5,676.00
06/15/2026	Coupon	437918AC9	1,019,577.49	HAROT 2024-1 A3 5.21 08/15/2028		3,099.43	3,099.43
06/15/2026	Principal Paydown	437918AC9	1,019,577.49	HAROT 2024-1 A3 5.21 08/15/2028	60,001.21		60,001.21
06/15/2026	Coupon	44935XAD7	585,000.00	HART 2025-B A3 4.36 12/17/2029		2,125.50	2,125.50
06/15/2026	Coupon	47800DAD6	670,000.00	JDOT 2025 A3 4.23 09/17/2029		2,361.75	2,361.75
06/15/2026	Coupon	47800RAD5	335,000.00	JDOT 2024 A3 4.96 11/15/2028		995.22	995.22
06/15/2026	Principal Paydown	47800RAD5	335,000.00	JDOT 2024 A3 4.96 11/15/2028	15,271.36		15,271.36
06/15/2026	Coupon	58768YAD7	770,000.00	MBALT 2025-A A3 4.61 04/16/2029		2,958.08	2,958.08

CASH FLOW REPORT



City of Murrieta | Account | As of December 31, 2025

Payment Date	Transaction Type	CUSIP	Quantity	Security Description	Principal Amount	Income	Total Amount
06/15/2026	Coupon	58769GAD5	545,000.00	MBALT 2024-B A3 4.23 02/15/2028		1,186.68	1,186.68
06/15/2026	Principal Paydown	58769GAD5	545,000.00	MBALT 2024-B A3 4.23 02/15/2028	42,484.75		42,484.75
06/15/2026	Coupon	58770JAD6	350,000.00	MBALT 2024-A A3 5.32 01/18/2028		1,143.34	1,143.34
06/15/2026	Principal Paydown	58770JAD6	350,000.00	MBALT 2024-A A3 5.32 01/18/2028	33,428.68		33,428.68
06/15/2026	Coupon	87612EBU9	570,000.00	TARGET CORP 4.35 06/15/2028		12,397.50	12,397.50
06/15/2026	Coupon	91282CPP0	2,300,000.00	UNITED STATES TREASURY 3.5 12/15/2028		40,250.00	40,250.00
06/15/2026	Coupon	92970QAJ4	1,210,000.00	WFCIT 2025-1 A 4.34 05/15/2030		4,376.17	4,376.17
06/16/2026	Coupon	362549AD9	370,000.00	GMCAR 2025-2 A3 4.28 04/16/2030		1,319.67	1,319.67
06/22/2026	Coupon	362962AD4	705,000.00	GMALT 2025-2 A3 4.58 05/22/2028		2,690.75	2,690.75
06/22/2026	Coupon	58989V2F0	1,000,000.00	MET TOWER GLOBAL FUNDING 5.4 06/20/2026		27,000.00	27,000.00
06/22/2026	Final Maturity	58989V2F0	1,000,000.00	MET TOWER GLOBAL FUNDING 5.4 06/20/2026	1,000,000.00		1,000,000.00
06/22/2026	Coupon	92348KDY6	1,050,000.00	VZMT 2025-3 A1A 4.51 03/20/2030		3,946.25	3,946.25
06/25/2026	Coupon	05594HAD5	800,000.00	BMWLT 2025-2 A3 3.97 09/25/2028		2,646.67	2,646.67
06/25/2026	Coupon	05611UAD5	551,492.47	BMWLT 2024-1 A3 4.98 03/25/2027		25.34	25.34
06/25/2026	Effective Maturity	05611UAD5	551,492.47	BMWLT 2024-1 A3 4.98 03/25/2027	6,106.77		6,106.77
06/25/2026	Coupon	096919AD7	591,367.93	BMWOT 2024-A A3 5.18 02/26/2029		1,868.93	1,868.93
06/25/2026	Principal Paydown	096919AD7	591,367.93	BMWOT 2024-A A3 5.18 02/26/2029	29,961.57		29,961.57
06/25/2026	Coupon	3137BSP72	2,000,000.00	FHMS K-058 A2 2.653 08/25/2026		4,421.67	4,421.67
06/25/2026	Coupon	3137BTUM1	857,477.70	FHMS K-061 A2 3.347 11/25/2026		2,365.15	2,365.15
06/25/2026	Principal Paydown	3137BTUM1	857,477.70	FHMS K-061 A2 3.347 11/25/2026	1,831.29		1,831.29
06/25/2026	Coupon	3137BVZ82	862,000.00	FHMS K-063 A2 3.43 01/25/2027		2,463.88	2,463.88
06/25/2026	Coupon	3137F1G44	1,000,000.00	FHMS K-065 A2 3.243 04/25/2027		2,702.50	2,702.50
06/25/2026	Coupon	3137F4X72	1,165,000.00	FHMS K-075 A2 3.65 02/25/2028		3,543.54	3,543.54
06/25/2026	Coupon	3137FBU79	1,213,921.16	FHMS K-069 A2 3.187 09/25/2027		3,194.63	3,194.63
06/25/2026	Principal Paydown	3137FBU79	1,213,921.16	FHMS K-069 A2 3.187 09/25/2027	2,125.58		2,125.58
06/25/2026	Coupon	3137FJEH8	1,250,000.00	FHMS K-081 A2 3.9 08/25/2028		4,062.50	4,062.50
06/25/2026	Coupon	3137FK4M5	2,000,000.00	FHMS K-085 A2 4.06 10/25/2028		6,766.67	6,766.67
06/25/2026	Coupon	3137FLMV3	2,000,000.00	FHMS K-090 A2 3.422 02/25/2029		5,703.33	5,703.33
06/25/2026	Coupon	3137H5YC5	1,500,000.00	FHMS K-748 A2 2.26 01/25/2029		2,825.00	2,825.00
06/25/2026	Coupon	3137HA4B9	2,000,000.00	FHMS K-751 A2 4.412 03/25/2030		7,353.33	7,353.33
06/25/2026	Coupon	437076DB5	740,000.00	HOME DEPOT INC 4.875 06/25/2027		18,037.50	18,037.50
06/30/2026	Coupon	91282CEW7	1,300,000.00	UNITED STATES TREASURY 3.25 06/30/2027		21,125.00	21,125.00

CASH FLOW REPORT



City of Murrieta | Account | As of December 31, 2025

Payment Date	Transaction Type	CUSIP	Quantity	Security Description	Principal Amount	Income	Total Amount
06/30/2026	Coupon	91282CGB1	3,000,000.00	UNITED STATES TREASURY 3.875 12/31/2029		58,125.00	58,125.00
June 2026 Total					3,191,211.21	472,888.73	3,664,099.94
JULY 2026							
07/07/2026	Coupon	24422EXZ7	700,000.00	JOHN DEERE CAPITAL CORP 4.65 01/07/2028		16,275.00	16,275.00
07/08/2026	Coupon	24422EXF1	1,000,000.00	JOHN DEERE CAPITAL CORP 4.5 01/08/2027		22,500.00	22,500.00
07/10/2026	Coupon	64952WCX9	1,000,000.00	NEW YORK LIFE GLOBAL FUNDING 3.0 01/10/2028		15,000.00	15,000.00
07/13/2026	Coupon	459058KT9	500,000.00	INTERNATIONAL BANK FOR RECONSTRUCTION AND DEVELOPM 3.5 07/12/2028		8,750.00	8,750.00
07/15/2026	Coupon	02582JKH2	640,000.00	AMXCA 2024-1 A 5.23 04/16/2029		2,789.33	2,789.33
07/15/2026	Coupon	02582JKP4	1,255,000.00	AMXCA 2025-2 A 4.28 04/15/2030		4,476.17	4,476.17
07/15/2026	Coupon	161571HT4	1,320,000.00	CHAIT 2023-1 A 5.16 09/15/2028		5,676.00	5,676.00
07/15/2026	Coupon	26444HAE1	1,000,000.00	DUKE ENERGY FLORIDA LLC 3.8 07/15/2028		19,000.00	19,000.00
07/15/2026	Coupon	3130AYPN0	2,000,000.00	FEDERAL HOME LOAN BANKS 4.125 01/15/2027		41,250.00	41,250.00
07/15/2026	Coupon	437918AC9	1,019,577.49	HAROT 2024-1 A3 5.21 08/15/2028		2,838.92	2,838.92
07/15/2026	Principal Paydown	437918AC9	1,019,577.49	HAROT 2024-1 A3 5.21 08/15/2028	58,701.02		58,701.02
07/15/2026	Coupon	44935XAD7	585,000.00	HART 2025-B A3 4.36 12/17/2029		2,125.50	2,125.50
07/15/2026	Coupon	47800DAD6	670,000.00	JDOT 2025 A3 4.23 09/17/2029		2,361.75	2,361.75
07/15/2026	Coupon	47800RAD5	335,000.00	JDOT 2024 A3 4.96 11/15/2028		932.10	932.10
07/15/2026	Principal Paydown	47800RAD5	335,000.00	JDOT 2024 A3 4.96 11/15/2028	15,626.09		15,626.09
07/15/2026	Coupon	58768YAD7	770,000.00	MBALT 2025-A A3 4.61 04/16/2029		2,958.08	2,958.08
07/15/2026	Coupon	58769GAD5	545,000.00	MBALT 2024-B A3 4.23 02/15/2028		1,036.92	1,036.92
07/15/2026	Principal Paydown	58769GAD5	545,000.00	MBALT 2024-B A3 4.23 02/15/2028	39,587.84		39,587.84
07/15/2026	Coupon	58770JAD6	350,000.00	MBALT 2024-A A3 5.32 01/18/2028		995.14	995.14
07/15/2026	Principal Paydown	58770JAD6	350,000.00	MBALT 2024-A A3 5.32 01/18/2028	31,167.43		31,167.43
07/15/2026	Coupon	713448GL6	1,000,000.00	PEPSICO INC 4.1 01/15/2029		20,500.00	20,500.00
07/15/2026	Coupon	92970QAJ4	1,210,000.00	WFCIT 2025-1 A 4.34 05/15/2030		4,376.17	4,376.17
07/16/2026	Coupon	362549AD9	370,000.00	GMCAR 2025-2 A3 4.28 04/16/2030		1,319.67	1,319.67
07/20/2026	Coupon	06428CAA2	1,000,000.00	BANK OF AMERICA NA 5.526 08/18/2026		23,025.00	23,025.00
07/20/2026	Effective Maturity	06428CAA2	1,000,000.00	BANK OF AMERICA NA 5.526 08/18/2026	1,000,000.00		1,000,000.00
07/20/2026	Coupon	362962AD4	705,000.00	GMALT 2025-2 A3 4.58 05/22/2028		2,690.75	2,690.75

CASH FLOW REPORT



City of Murrieta | Account | As of December 31, 2025

Payment Date	Transaction Type	CUSIP	Quantity	Security Description	Principal Amount	Income	Total Amount
07/20/2026	Coupon	78016HZT0	1,245,000.00	ROYAL BANK OF CANADA 4.875 01/19/2027		30,346.88	30,346.88
07/20/2026	Coupon	92348KDY6	1,050,000.00	VZMT 2025-3 A1A 4.51 03/20/2030		3,946.25	3,946.25
07/27/2026	Coupon	05594HAD5	800,000.00	BMWLT 2025-2 A3 3.97 09/25/2028		2,646.67	2,646.67
07/27/2026	Coupon	06368MJG0	1,500,000.00	BANK OF MONTREAL 5.004 01/27/2029		37,530.00	37,530.00
07/27/2026	Coupon	09290DAH4	750,000.00	BLACKROCK INC 4.6 07/26/2027		17,250.00	17,250.00
07/27/2026	Coupon	096919AD7	591,367.93	BMWOT 2024-A A3 5.18 02/26/2029		1,739.60	1,739.60
07/27/2026	Principal Paydown	096919AD7	591,367.93	BMWOT 2024-A A3 5.18 02/26/2029	29,315.27		29,315.27
07/27/2026	Coupon	3137BSP72	2,000,000.00	FHMS K-058 A2 2.653 08/25/2026		4,421.67	4,421.67
07/27/2026	Principal Paydown	3137BSP72	2,000,000.00	FHMS K-058 A2 2.653 08/25/2026	977,326.75		977,326.75
07/27/2026	Coupon	3137BTUM1	857,477.70	FHMS K-061 A2 3.347 11/25/2026		2,360.04	2,360.04
07/27/2026	Principal Paydown	3137BTUM1	857,477.70	FHMS K-061 A2 3.347 11/25/2026	1,935.82		1,935.82
07/27/2026	Coupon	3137BVZ82	862,000.00	FHMS K-063 A2 3.43 01/25/2027		2,463.88	2,463.88
07/27/2026	Coupon	3137F1G44	1,000,000.00	FHMS K-065 A2 3.243 04/25/2027		2,702.50	2,702.50
07/27/2026	Coupon	3137F4X72	1,165,000.00	FHMS K-075 A2 3.65 02/25/2028		3,543.54	3,543.54
07/27/2026	Coupon	3137FBU79	1,213,921.16	FHMS K-069 A2 3.187 09/25/2027		3,188.99	3,188.99
07/27/2026	Principal Paydown	3137FBU79	1,213,921.16	FHMS K-069 A2 3.187 09/25/2027	2,264.14		2,264.14
07/27/2026	Coupon	3137FJEH8	1,250,000.00	FHMS K-081 A2 3.9 08/25/2028		4,062.50	4,062.50
07/27/2026	Coupon	3137FK4M5	2,000,000.00	FHMS K-085 A2 4.06 10/25/2028		6,766.67	6,766.67
07/27/2026	Coupon	3137FLMV3	2,000,000.00	FHMS K-090 A2 3.422 02/25/2029		5,703.33	5,703.33
07/27/2026	Coupon	3137H5YC5	1,500,000.00	FHMS K-748 A2 2.26 01/25/2029		2,825.00	2,825.00
07/27/2026	Coupon	3137HA4B9	2,000,000.00	FHMS K-751 A2 4.412 03/25/2030		7,353.33	7,353.33
07/30/2026	Coupon	3133EPZY4	2,000,000.00	FEDERAL FARM CREDIT BANKS FUNDING CORP 5.0 07/30/2026		50,000.00	50,000.00
07/30/2026	Final Maturity	3133EPZY4	2,000,000.00	FEDERAL FARM CREDIT BANKS FUNDING CORP 5.0 07/30/2026	2,000,000.00		2,000,000.00
07/31/2026	Coupon	91282CFB2	2,000,000.00	UNITED STATES TREASURY 2.75 07/31/2027		27,500.00	27,500.00
07/31/2026	Coupon	91282CGH8	1,500,000.00	UNITED STATES TREASURY 3.5 01/31/2028		26,250.00	26,250.00
07/31/2026	Coupon	91282CLC3	2,000,000.00	UNITED STATES TREASURY 4.0 07/31/2029		40,000.00	40,000.00
July 2026 Total					4,155,924.36	483,477.34	4,639,401.70
AUGUST 2026							
08/07/2026	Coupon	63743HFW7	1,500,000.00	NATIONAL RURAL UTILITIES COOPERATIVE FINANCE CORP 4.75 02/07/2028		35,625.00	35,625.00

CASH FLOW REPORT



City of Murrieta | Account | As of December 31, 2025

Payment Date	Transaction Type	CUSIP	Quantity	Security Description	Principal Amount	Income	Total Amount
08/10/2026	Coupon	69371RS56	1,450,000.00	PACCAR FINANCIAL CORP 5.05 08/10/2026		36,612.50	36,612.50
08/10/2026	Final Maturity	69371RS56	1,450,000.00	PACCAR FINANCIAL CORP 5.05 08/10/2026	1,450,000.00		1,450,000.00
08/14/2026	Coupon	3133EPSW6	2,405,000.00	FEDERAL FARM CREDIT BANKS FUNDING CORP 4.5 08/14/2026		54,112.50	54,112.50
08/14/2026	Final Maturity	3133EPSW6	2,405,000.00	FEDERAL FARM CREDIT BANKS FUNDING CORP 4.5 08/14/2026	2,405,000.00		2,405,000.00
08/14/2026	Coupon	532457CP1	1,250,000.00	ELI LILLY AND CO 4.15 08/14/2027		25,937.50	25,937.50
08/17/2026	Coupon	02582JKH2	640,000.00	AMXCA 2024-1 A 5.23 04/16/2029		2,789.33	2,789.33
08/17/2026	Coupon	02582JKP4	1,255,000.00	AMXCA 2025-2 A 4.28 04/15/2030		4,476.17	4,476.17
08/17/2026	Coupon	161571HT4	1,320,000.00	CHAIT 2023-1 A 5.16 09/15/2028		5,676.00	5,676.00
08/17/2026	Coupon	362549AD9	370,000.00	GMCAR 2025-2 A3 4.28 04/16/2030		1,319.67	1,319.67
08/17/2026	Coupon	437918AC9	1,019,577.49	HAROT 2024-1 A3 5.21 08/15/2028		2,584.06	2,584.06
08/17/2026	Principal Paydown	437918AC9	1,019,577.49	HAROT 2024-1 A3 5.21 08/15/2028	57,019.33		57,019.33
08/17/2026	Coupon	44935XAD7	585,000.00	HART 2025-B A3 4.36 12/17/2029		2,125.50	2,125.50
08/17/2026	Coupon	47800DAD6	670,000.00	JDOT 2025 A3 4.23 09/17/2029		2,361.75	2,361.75
08/17/2026	Coupon	47800RAD5	335,000.00	JDOT 2024 A3 4.96 11/15/2028		867.51	867.51
08/17/2026	Principal Paydown	47800RAD5	335,000.00	JDOT 2024 A3 4.96 11/15/2028	16,080.33		16,080.33
08/17/2026	Coupon	58768YAD7	770,000.00	MBALT 2025-A A3 4.61 04/16/2029		2,958.08	2,958.08
08/17/2026	Coupon	58769GAD5	545,000.00	MBALT 2024-B A3 4.23 02/15/2028		897.37	897.37
08/17/2026	Principal Paydown	58769GAD5	545,000.00	MBALT 2024-B A3 4.23 02/15/2028	37,744.64		37,744.64
08/17/2026	Coupon	58770JAD6	350,000.00	MBALT 2024-A A3 5.32 01/18/2028		856.96	856.96
08/17/2026	Principal Paydown	58770JAD6	350,000.00	MBALT 2024-A A3 5.32 01/18/2028	32,010.11		32,010.11
08/17/2026	Coupon	9128283W8	2,750,000.00	UNITED STATES TREASURY 2.75 02/15/2028		37,812.50	37,812.50
08/17/2026	Coupon	9128284V9	2,500,000.00	UNITED STATES TREASURY 2.875 08/15/2028		35,937.50	35,937.50
08/17/2026	Coupon	92970QAJ4	1,210,000.00	WFCIT 2025-1 A 4.34 05/15/2030		4,376.17	4,376.17
08/20/2026	Coupon	362962AD4	705,000.00	GMALT 2025-2 A3 4.58 05/22/2028		2,690.75	2,690.75
08/20/2026	Coupon	92348KDY6	1,050,000.00	VZMT 2025-3 A1A 4.51 03/20/2030		3,946.25	3,946.25
08/24/2026	Coupon	023135BC9	1,000,000.00	AMAZON.COM INC 3.15 08/22/2027		15,750.00	15,750.00
08/25/2026	Coupon	05594HAD5	800,000.00	BMWLT 2025-2 A3 3.97 09/25/2028		2,646.67	2,646.67
08/25/2026	Coupon	096919AD7	591,367.93	BMWOT 2024-A A3 5.18 02/26/2029		1,613.05	1,613.05
08/25/2026	Principal Paydown	096919AD7	591,367.93	BMWOT 2024-A A3 5.18 02/26/2029	27,219.43		27,219.43
08/25/2026	Coupon	3137BSP72	2,000,000.00	FHMS K-058 A2 2.653 08/25/2026		2,260.96	2,260.96

CASH FLOW REPORT



City of Murrieta | Account | As of December 31, 2025

Payment Date	Transaction Type	CUSIP	Quantity	Security Description	Principal Amount	Income	Total Amount
08/25/2026	Final Maturity	3137BSP72	2,000,000.00	FHMS K-058 A2 2.653 08/25/2026	1,022,673.25		1,022,673.25
08/25/2026	Coupon	3137BTUM1	857,477.70	FHMS K-061 A2 3.347 11/25/2026		2,354.65	2,354.65
08/25/2026	Principal Paydown	3137BTUM1	857,477.70	FHMS K-061 A2 3.347 11/25/2026	54,952.27		54,952.27
08/25/2026	Coupon	3137BVZ82	862,000.00	FHMS K-063 A2 3.43 01/25/2027		2,463.88	2,463.88
08/25/2026	Principal Paydown	3137BVZ82	862,000.00	FHMS K-063 A2 3.43 01/25/2027	105,248.27		105,248.27
08/25/2026	Coupon	3137F1G44	1,000,000.00	FHMS K-065 A2 3.243 04/25/2027		2,702.50	2,702.50
08/25/2026	Coupon	3137F4X72	1,165,000.00	FHMS K-075 A2 3.65 02/25/2028		3,543.54	3,543.54
08/25/2026	Coupon	3137FBU79	1,213,921.16	FHMS K-069 A2 3.187 09/25/2027		3,182.97	3,182.97
08/25/2026	Principal Paydown	3137FBU79	1,213,921.16	FHMS K-069 A2 3.187 09/25/2027	2,139.96		2,139.96
08/25/2026	Coupon	3137FJEH8	1,250,000.00	FHMS K-081 A2 3.9 08/25/2028		4,062.50	4,062.50
08/25/2026	Coupon	3137FK4M5	2,000,000.00	FHMS K-085 A2 4.06 10/25/2028		6,766.67	6,766.67
08/25/2026	Coupon	3137FLMV3	2,000,000.00	FHMS K-090 A2 3.422 02/25/2029		5,703.33	5,703.33
08/25/2026	Coupon	3137H5YC5	1,500,000.00	FHMS K-748 A2 2.26 01/25/2029		2,825.00	2,825.00
08/25/2026	Coupon	3137HA4B9	2,000,000.00	FHMS K-751 A2 4.412 03/25/2030		7,353.33	7,353.33
08/25/2026	Coupon	66815L2X6	1,000,000.00	NORTHWESTERN MUTUAL GLOBAL FUNDING 4.125 08/25/2028		20,625.00	20,625.00
08/26/2026	Coupon	17275RBQ4	1,500,000.00	CISCO SYSTEMS INC 4.8 02/26/2027		36,000.00	36,000.00
08/31/2026	Coupon	91282CFH9	2,500,000.00	UNITED STATES TREASURY 3.125 08/31/2027		39,062.50	39,062.50
08/31/2026	Coupon	91282CFJ5	2,750,000.00	UNITED STATES TREASURY 3.125 08/31/2029		42,968.75	42,968.75
08/31/2026	Coupon	91282CKD2	2,250,000.00	UNITED STATES TREASURY 4.25 02/28/2029		47,812.50	47,812.50
August 2026 Total					5,210,087.59	513,660.88	5,723,748.47
SEPTEMBER 2026							
09/01/2026	Coupon	74456QBX3	1,000,000.00	PUBLIC SERVICE ELECTRIC AND GAS CO 3.65 09/01/2028		18,250.00	18,250.00
09/10/2026	Coupon	3130ATS57	3,000,000.00	FEDERAL HOME LOAN BANKS 4.5 03/10/2028		67,500.00	67,500.00
09/11/2026	Coupon	3130AWTQ3	4,500,000.00	FEDERAL HOME LOAN BANKS 4.625 09/11/2026		104,062.50	104,062.50
09/11/2026	Final Maturity	3130AWTQ3	4,500,000.00	FEDERAL HOME LOAN BANKS 4.625 09/11/2026	4,500,000.00		4,500,000.00
09/15/2026	Coupon	02582JKH2	640,000.00	AMXCA 2024-1 A 5.23 04/16/2029		2,789.33	2,789.33
09/15/2026	Coupon	02582JKP4	1,255,000.00	AMXCA 2025-2 A 4.28 04/15/2030		4,476.17	4,476.17
09/15/2026	Coupon	161571HT4	1,320,000.00	CHAIT 2023-1 A 5.16 09/15/2028		5,676.00	5,676.00

CASH FLOW REPORT



City of Murrieta | Account | As of December 31, 2025

Payment Date	Transaction Type	CUSIP	Quantity	Security Description	Principal Amount	Income	Total Amount
09/15/2026	Effective Maturity	161571HT4	1,320,000.00	CHAIT 2023-1 A 5.16 09/15/2028	1,320,000.00		1,320,000.00
09/15/2026	Coupon	437076DH2	570,000.00	HOME DEPOT INC 3.75 09/15/2028		10,687.50	10,687.50
09/15/2026	Coupon	437918AC9	1,019,577.49	HAROT 2024-1 A3 5.21 08/15/2028		2,336.50	2,336.50
09/15/2026	Principal Paydown	437918AC9	1,019,577.49	HAROT 2024-1 A3 5.21 08/15/2028	48,621.85		48,621.85
09/15/2026	Coupon	44935XAD7	585,000.00	HART 2025-B A3 4.36 12/17/2029		2,125.50	2,125.50
09/15/2026	Coupon	47800DAD6	670,000.00	JDOT 2025 A3 4.23 09/17/2029		2,361.75	2,361.75
09/15/2026	Coupon	47800RAD5	335,000.00	JDOT 2024 A3 4.96 11/15/2028		801.05	801.05
09/15/2026	Principal Paydown	47800RAD5	335,000.00	JDOT 2024 A3 4.96 11/15/2028	18,697.32		18,697.32
09/15/2026	Coupon	58768YAD7	770,000.00	MBALT 2025-A A3 4.61 04/16/2029		2,958.08	2,958.08
09/15/2026	Coupon	58769GAD5	545,000.00	MBALT 2024-B A3 4.23 02/15/2028		764.32	764.32
09/15/2026	Principal Paydown	58769GAD5	545,000.00	MBALT 2024-B A3 4.23 02/15/2028	35,151.28		35,151.28
09/15/2026	Coupon	58770JAD6	350,000.00	MBALT 2024-A A3 5.32 01/18/2028		715.05	715.05
09/15/2026	Principal Paydown	58770JAD6	350,000.00	MBALT 2024-A A3 5.32 01/18/2028	35,117.51		35,117.51
09/15/2026	Coupon	91282CNY3	3,000,000.00	UNITED STATES TREASURY 3.375 09/15/2028		50,625.00	50,625.00
09/15/2026	Coupon	92970QAJ4	1,210,000.00	WFCIT 2025-1 A 4.34 05/15/2030		4,376.17	4,376.17
09/16/2026	Coupon	362549AD9	370,000.00	GMCAR 2025-2 A3 4.28 04/16/2030		1,319.67	1,319.67
09/18/2026	Coupon	857477CL5	1,210,000.00	STATE STREET CORP 4.993 03/18/2027		30,207.65	30,207.65
09/21/2026	Coupon	362962AD4	705,000.00	GMALT 2025-2 A3 4.58 05/22/2028		2,690.75	2,690.75
09/21/2026	Principal Paydown	362962AD4	705,000.00	GMALT 2025-2 A3 4.58 05/22/2028	6,894.11		6,894.11
09/21/2026	Coupon	89236TKJ3	1,000,000.00	TOYOTA MOTOR CREDIT CORP 4.55 09/20/2027		22,750.00	22,750.00
09/21/2026	Coupon	92348KDY6	1,050,000.00	VZMT 2025-3 A1A 4.51 03/20/2030		3,946.25	3,946.25
09/22/2026	Coupon	3133EPWK7	2,000,000.00	FEDERAL FARM CREDIT BANKS FUNDING CORP 4.5 09/22/2028		45,000.00	45,000.00
09/25/2026	Coupon	05594HAD5	800,000.00	BMWLT 2025-2 A3 3.97 09/25/2028		2,646.67	2,646.67
09/25/2026	Coupon	096919AD7	591,367.93	BMWOT 2024-A A3 5.18 02/26/2029		1,495.55	1,495.55
09/25/2026	Principal Paydown	096919AD7	591,367.93	BMWOT 2024-A A3 5.18 02/26/2029	26,364.50		26,364.50
09/25/2026	Coupon	3137BTUM1	857,477.70	FHMS K-061 A2 3.347 11/25/2026		2,201.37	2,201.37
09/25/2026	Principal Paydown	3137BTUM1	857,477.70	FHMS K-061 A2 3.347 11/25/2026	123,907.54		123,907.54
09/25/2026	Coupon	3137BVZ82	862,000.00	FHMS K-063 A2 3.43 01/25/2027		2,163.05	2,163.05
09/25/2026	Principal Paydown	3137BVZ82	862,000.00	FHMS K-063 A2 3.43 01/25/2027	1,762.24		1,762.24
09/25/2026	Coupon	3137F1G44	1,000,000.00	FHMS K-065 A2 3.243 04/25/2027		2,702.50	2,702.50
09/25/2026	Coupon	3137F4X72	1,165,000.00	FHMS K-075 A2 3.65 02/25/2028		3,543.54	3,543.54

CASH FLOW REPORT



City of Murrieta | Account | As of December 31, 2025

Payment Date	Transaction Type	CUSIP	Quantity	Security Description	Principal Amount	Income	Total Amount
09/25/2026	Coupon	3137FBU79	1,213,921.16	FHMS K-069 A2 3.187 09/25/2027		3,177.29	3,177.29
09/25/2026	Principal Paydown	3137FBU79	1,213,921.16	FHMS K-069 A2 3.187 09/25/2027	2,146.97		2,146.97
09/25/2026	Coupon	3137FJEH8	1,250,000.00	FHMS K-081 A2 3.9 08/25/2028		4,062.50	4,062.50
09/25/2026	Coupon	3137FK4M5	2,000,000.00	FHMS K-085 A2 4.06 10/25/2028		6,766.67	6,766.67
09/25/2026	Coupon	3137FLMV3	2,000,000.00	FHMS K-090 A2 3.422 02/25/2029		5,703.33	5,703.33
09/25/2026	Coupon	3137H5YC5	1,500,000.00	FHMS K-748 A2 2.26 01/25/2029		2,825.00	2,825.00
09/25/2026	Coupon	3137HA4B9	2,000,000.00	FHMS K-751 A2 4.412 03/25/2030		7,353.33	7,353.33
09/28/2026	Coupon	3133EP6K6	1,000,000.00	FEDERAL FARM CREDIT BANKS FUNDING CORP 4.5 03/26/2027		22,500.00	22,500.00
09/28/2026	Coupon	57629TBW6	1,340,000.00	MASSMUTUAL GLOBAL FUNDING II 4.45 03/27/2028		29,815.00	29,815.00
09/30/2026	Coupon	91282CEF4	2,500,000.00	UNITED STATES TREASURY 2.5 03/31/2027		31,250.00	31,250.00
09/30/2026	Coupon	91282CFM8	1,600,000.00	UNITED STATES TREASURY 4.125 09/30/2027		33,000.00	33,000.00
September 2026 Total					6,118,663.31	547,625.04	6,666,288.35
OCTOBER 2026							
10/01/2026	Coupon	64952WFJ7	1,000,000.00	NEW YORK LIFE GLOBAL FUNDING 3.9 10/01/2027		19,500.00	19,500.00
10/09/2026	Coupon	3130B0TY5	1,500,000.00	FEDERAL HOME LOAN BANKS 4.75 04/09/2027		35,625.00	35,625.00
10/13/2026	Coupon	713448FW3	510,000.00	PEPSICO INC 5.125 11/10/2026		10,890.63	10,890.63
10/13/2026	Effective Maturity	713448FW3	510,000.00	PEPSICO INC 5.125 11/10/2026	510,000.00		510,000.00
10/15/2026	Coupon	02582JKH2	640,000.00	AMXCA 2024-1 A 5.23 04/16/2029		2,789.33	2,789.33
10/15/2026	Coupon	02582JKP4	1,255,000.00	AMXCA 2025-2 A 4.28 04/15/2030		4,476.17	4,476.17
10/15/2026	Coupon	437918AC9	1,019,577.49	HAROT 2024-1 A3 5.21 08/15/2028		2,125.40	2,125.40
10/15/2026	Principal Paydown	437918AC9	1,019,577.49	HAROT 2024-1 A3 5.21 08/15/2028	46,803.06		46,803.06
10/15/2026	Coupon	44935XAD7	585,000.00	HART 2025-B A3 4.36 12/17/2029		2,125.50	2,125.50
10/15/2026	Coupon	47800DAD6	670,000.00	JDOT 2025 A3 4.23 09/17/2029		2,361.75	2,361.75
10/15/2026	Coupon	47800RAD5	335,000.00	JDOT 2024 A3 4.96 11/15/2028		723.76	723.76
10/15/2026	Principal Paydown	47800RAD5	335,000.00	JDOT 2024 A3 4.96 11/15/2028	17,229.08		17,229.08
10/15/2026	Coupon	58768YAD7	770,000.00	MBALT 2025-A A3 4.61 04/16/2029		2,958.08	2,958.08
10/15/2026	Coupon	58769GAD5	545,000.00	MBALT 2024-B A3 4.23 02/15/2028		640.41	640.41
10/15/2026	Principal Paydown	58769GAD5	545,000.00	MBALT 2024-B A3 4.23 02/15/2028	33,461.75		33,461.75

CASH FLOW REPORT



City of Murrieta | Account | As of December 31, 2025

Payment Date	Transaction Type	CUSIP	Quantity	Security Description	Principal Amount	Income	Total Amount
10/15/2026	Coupon	58770JAD6	350,000.00	MBALT 2024-A A3 5.32 01/18/2028		559.36	559.36
10/15/2026	Principal Paydown	58770JAD6	350,000.00	MBALT 2024-A A3 5.32 01/18/2028	37,611.35		37,611.35
10/15/2026	Coupon	91282CPC9	2,500,000.00	UNITED STATES TREASURY 3.5 10/15/2028		43,750.00	43,750.00
10/15/2026	Coupon	91324PDE9	1,250,000.00	UNITEDHEALTH GROUP INC 2.95 10/15/2027		18,437.50	18,437.50
10/15/2026	Coupon	92970QAJ4	1,210,000.00	WFCIT 2025-1 A 4.34 05/15/2030		4,376.17	4,376.17
10/16/2026	Coupon	362549AD9	370,000.00	GMCAR 2025-2 A3 4.28 04/16/2030		1,319.67	1,319.67
10/19/2026	Coupon	61748UAK8	580,000.00	MORGAN STANLEY 4.133 10/18/2029		11,985.70	11,985.70
10/20/2026	Coupon	362962AD4	705,000.00	GMALT 2025-2 A3 4.58 05/22/2028		2,664.44	2,664.44
10/20/2026	Principal Paydown	362962AD4	705,000.00	GMALT 2025-2 A3 4.58 05/22/2028	74,632.65		74,632.65
10/20/2026	Coupon	92348KDY6	1,050,000.00	VZMT 2025-3 A1A 4.51 03/20/2030		3,946.25	3,946.25
10/26/2026	Coupon	05594HAD5	800,000.00	BMWLT 2025-2 A3 3.97 09/25/2028		2,646.67	2,646.67
10/26/2026	Coupon	096919AD7	591,367.93	BMWOT 2024-A A3 5.18 02/26/2029		1,381.75	1,381.75
10/26/2026	Principal Paydown	096919AD7	591,367.93	BMWOT 2024-A A3 5.18 02/26/2029	24,130.61		24,130.61
10/26/2026	Coupon	3137BTUM1	857,477.70	FHMS K-061 A2 3.347 11/25/2026		1,855.78	1,855.78
10/26/2026	Principal Paydown	3137BTUM1	857,477.70	FHMS K-061 A2 3.347 11/25/2026	280,852.59		280,852.59
10/26/2026	Coupon	3137BVZ82	862,000.00	FHMS K-063 A2 3.43 01/25/2027		2,158.01	2,158.01
10/26/2026	Principal Paydown	3137BVZ82	862,000.00	FHMS K-063 A2 3.43 01/25/2027	69,894.94		69,894.94
10/26/2026	Coupon	3137F1G44	1,000,000.00	FHMS K-065 A2 3.243 04/25/2027		2,702.50	2,702.50
10/26/2026	Principal Paydown	3137F1G44	1,000,000.00	FHMS K-065 A2 3.243 04/25/2027	82,044.35		82,044.35
10/26/2026	Coupon	3137F4X72	1,165,000.00	FHMS K-075 A2 3.65 02/25/2028		3,543.54	3,543.54
10/26/2026	Coupon	3137FBU79	1,213,921.16	FHMS K-069 A2 3.187 09/25/2027		3,171.59	3,171.59
10/26/2026	Principal Paydown	3137FBU79	1,213,921.16	FHMS K-069 A2 3.187 09/25/2027	2,284.82		2,284.82
10/26/2026	Coupon	3137FJEH8	1,250,000.00	FHMS K-081 A2 3.9 08/25/2028		4,062.50	4,062.50
10/26/2026	Coupon	3137FK4M5	2,000,000.00	FHMS K-085 A2 4.06 10/25/2028		6,766.67	6,766.67
10/26/2026	Coupon	3137FLMV3	2,000,000.00	FHMS K-090 A2 3.422 02/25/2029		5,703.33	5,703.33
10/26/2026	Coupon	3137H5YC5	1,500,000.00	FHMS K-748 A2 2.26 01/25/2029		2,825.00	2,825.00
10/26/2026	Coupon	3137HA4B9	2,000,000.00	FHMS K-751 A2 4.412 03/25/2030		7,353.33	7,353.33
October 2026 Total					1,178,945.20	215,425.78	1,394,370.99
NOVEMBER 2026							
11/02/2026	Coupon	74456QBU9	750,000.00	PUBLIC SERVICE ELECTRIC AND GAS CO 3.7 05/01/2028		13,875.00	13,875.00
11/02/2026	Coupon	91282CDF5	2,500,000.00	UNITED STATES TREASURY 1.375 10/31/2028		17,187.50	17,187.50

CASH FLOW REPORT



City of Murrieta | Account | As of December 31, 2025

Payment Date	Transaction Type	CUSIP	Quantity	Security Description	Principal Amount	Income	Total Amount
11/02/2026	Coupon	91282CEM9	2,750,000.00	UNITED STATES TREASURY 2.875 04/30/2029		39,531.25	39,531.25
11/02/2026	Coupon	91282CFT3	1,700,000.00	UNITED STATES TREASURY 4.0 10/31/2029		34,000.00	34,000.00
11/02/2026	Coupon	91282CGZ8	3,000,000.00	UNITED STATES TREASURY 3.5 04/30/2030		52,500.00	52,500.00
11/05/2026	Coupon	459058LT8	1,335,000.00	INTERNATIONAL BANK FOR RECONSTRUCTION AND DEVELOPM 3.625 05/05/2028		24,196.88	24,196.88
11/09/2026	Coupon	48125LRU8	1,575,000.00	JPMORGAN CHASE BANK NA 5.11 12/08/2026		33,534.38	33,534.38
11/09/2026	Effective Maturity	48125LRU8	1,575,000.00	JPMORGAN CHASE BANK NA 5.11 12/08/2026	1,575,000.00		1,575,000.00
11/10/2026	Coupon	665859AW4	1,000,000.00	NORTHERN TRUST CORP 4.0 05/10/2027		20,000.00	20,000.00
11/16/2026	Coupon	009158AY2	1,500,000.00	AIR PRODUCTS AND CHEMICALS INC 1.85 05/15/2027		13,875.00	13,875.00
11/16/2026	Coupon	02582JKH2	640,000.00	AMXCA 2024-1 A 5.23 04/16/2029		2,789.33	2,789.33
11/16/2026	Coupon	02582JKP4	1,255,000.00	AMXCA 2025-2 A 4.28 04/15/2030		4,476.17	4,476.17
11/16/2026	Coupon	14913UBD1	1,000,000.00	CATERPILLAR FINANCIAL SERVICES CORP 3.95 11/14/2028		19,750.00	19,750.00
11/16/2026	Coupon	341081GN1	1,500,000.00	FLORIDA POWER & LIGHT CO 4.4 05/15/2028		33,000.00	33,000.00
11/16/2026	Coupon	362549AD9	370,000.00	GMCAR 2025-2 A3 4.28 04/16/2030		1,319.67	1,319.67
11/16/2026	Coupon	437918AC9	1,019,577.49	HAROT 2024-1 A3 5.21 08/15/2028		1,922.20	1,922.20
11/16/2026	Principal Paydown	437918AC9	1,019,577.49	HAROT 2024-1 A3 5.21 08/15/2028	45,685.79		45,685.79
11/16/2026	Coupon	44935XAD7	585,000.00	HART 2025-B A3 4.36 12/17/2029		2,125.50	2,125.50
11/16/2026	Coupon	47800DAD6	670,000.00	JDOT 2025 A3 4.23 09/17/2029		2,361.75	2,361.75
11/16/2026	Coupon	47800RAD5	335,000.00	JDOT 2024 A3 4.96 11/15/2028		652.55	652.55
11/16/2026	Principal Paydown	47800RAD5	335,000.00	JDOT 2024 A3 4.96 11/15/2028	20,182.19		20,182.19
11/16/2026	Coupon	58768YAD7	770,000.00	MBALT 2025-A A3 4.61 04/16/2029		2,958.08	2,958.08
11/16/2026	Coupon	58769GAD5	545,000.00	MBALT 2024-B A3 4.23 02/15/2028		522.46	522.46
11/16/2026	Principal Paydown	58769GAD5	545,000.00	MBALT 2024-B A3 4.23 02/15/2028	35,658.52		35,658.52
11/16/2026	Coupon	58770JAD6	350,000.00	MBALT 2024-A A3 5.32 01/18/2028		392.62	392.62
11/16/2026	Principal Paydown	58770JAD6	350,000.00	MBALT 2024-A A3 5.32 01/18/2028	28,928.82		28,928.82
11/16/2026	Coupon	90331HPS6	1,330,000.00	US BANK NA 4.73 05/15/2028		31,454.50	31,454.50
11/16/2026	Coupon	9128283F5	1,400,000.00	UNITED STATES TREASURY 2.25 11/15/2027		15,750.00	15,750.00
11/16/2026	Coupon	9128285M8	2,000,000.00	UNITED STATES TREASURY 3.125 11/15/2028		31,250.00	31,250.00
11/16/2026	Coupon	912828U24	3,000,000.00	UNITED STATES TREASURY 2.0 11/15/2026		30,000.00	30,000.00
11/16/2026	Final Maturity	912828U24	3,000,000.00	UNITED STATES TREASURY 2.0 11/15/2026	3,000,000.00		3,000,000.00

CASH FLOW REPORT



City of Murrieta | Account | As of December 31, 2025

Payment Date	Transaction Type	CUSIP	Quantity	Security Description	Principal Amount	Income	Total Amount
11/16/2026	Coupon	92970QAJ4	1,210,000.00	WFCIT 2025-1 A 4.34 05/15/2030		4,376.17	4,376.17
11/17/2026	Coupon	3130AXU63	1,750,000.00	FEDERAL HOME LOAN BANKS 4.625 11/17/2026		40,468.75	40,468.75
11/17/2026	Final Maturity	3130AXU63	1,750,000.00	FEDERAL HOME LOAN BANKS 4.625 11/17/2026	1,750,000.00		1,750,000.00
11/20/2026	Coupon	3133ERFJ5	1,000,000.00	FEDERAL FARM CREDIT BANKS FUNDING CORP 4.5 05/20/2027		22,500.00	22,500.00
11/20/2026	Coupon	362962AD4	705,000.00	GMALT 2025-2 A3 4.58 05/22/2028		2,379.59	2,379.59
11/20/2026	Principal Paydown	362962AD4	705,000.00	GMALT 2025-2 A3 4.58 05/22/2028	85,918.16		85,918.16
11/20/2026	Coupon	92348KDY6	1,050,000.00	VZMT 2025-3 A1A 4.51 03/20/2030		3,946.25	3,946.25
11/25/2026	Coupon	05594HAD5	800,000.00	BMWLT 2025-2 A3 3.97 09/25/2028		2,646.67	2,646.67
11/25/2026	Coupon	096919AD7	591,367.93	BMWOT 2024-A A3 5.18 02/26/2029		1,277.58	1,277.58
11/25/2026	Principal Paydown	096919AD7	591,367.93	BMWOT 2024-A A3 5.18 02/26/2029	23,665.86		23,665.86
11/25/2026	Coupon	3137BTUM1	857,477.70	FHMS K-061 A2 3.347 11/25/2026		1,072.43	1,072.43
11/25/2026	Final Maturity	3137BTUM1	857,477.70	FHMS K-061 A2 3.347 11/25/2026	384,498.56		384,498.56
11/25/2026	Coupon	3137BVZ82	862,000.00	FHMS K-063 A2 3.43 01/25/2027		1,958.23	1,958.23
11/25/2026	Principal Paydown	3137BVZ82	862,000.00	FHMS K-063 A2 3.43 01/25/2027	144,388.52		144,388.52
11/25/2026	Coupon	3137F1G44	1,000,000.00	FHMS K-065 A2 3.243 04/25/2027		2,480.78	2,480.78
11/25/2026	Principal Paydown	3137F1G44	1,000,000.00	FHMS K-065 A2 3.243 04/25/2027	5,960.33		5,960.33
11/25/2026	Coupon	3137F4X72	1,165,000.00	FHMS K-075 A2 3.65 02/25/2028		3,543.54	3,543.54
11/25/2026	Coupon	3137FBU79	1,213,921.16	FHMS K-069 A2 3.187 09/25/2027		3,165.52	3,165.52
11/25/2026	Principal Paydown	3137FBU79	1,213,921.16	FHMS K-069 A2 3.187 09/25/2027	2,161.49		2,161.49
11/25/2026	Coupon	3137FJEH8	1,250,000.00	FHMS K-081 A2 3.9 08/25/2028		4,062.50	4,062.50
11/25/2026	Coupon	3137FK4M5	2,000,000.00	FHMS K-085 A2 4.06 10/25/2028		6,766.67	6,766.67
11/25/2026	Coupon	3137FLMV3	2,000,000.00	FHMS K-090 A2 3.422 02/25/2029		5,703.33	5,703.33
11/25/2026	Coupon	3137H5YC5	1,500,000.00	FHMS K-748 A2 2.26 01/25/2029		2,825.00	2,825.00
11/25/2026	Coupon	3137HA4B9	2,000,000.00	FHMS K-751 A2 4.412 03/25/2030		7,353.33	7,353.33
11/30/2026	Coupon	91282CFY2	3,000,000.00	UNITED STATES TREASURY 3.875 11/30/2029		58,125.00	58,125.00
November 2026							
Total					7,102,048.24	604,076.16	7,706,124.40
Grand Total			638,413,688.03		38,301,292.08	5,345,768.43	43,647,060.51

IMPORTANT DISCLOSURES



City of Murrieta | Account | As of December 31, 2025

Chandler Asset Management, Inc. (“Chandler”) is an SEC registered investment adviser. For additional information about our firm, please see our current disclosures (Form ADV). To obtain a copy of our current disclosures, you may contact your client service representative by calling the number on the front of this statement or you may visit our website at www.chandlerasset.com.

Information contained in this monthly statement is confidential and is provided for informational purposes only and should not be construed as specific investment or legal advice. The information contained herein was obtained from sources believed to be reliable as of the date of this statement, but may become outdated or superseded at any time without notice.

Custody: Your qualified custodian bank maintains control of all assets reflected in this statement and we urge you to compare this statement to the one you receive from your qualified custodian. Chandler does not have any authority to withdraw or deposit funds from/to the custodian account.

Valuation: Prices are provided by IDC, an independent pricing source. In the event IDC does not provide a price or if the price provided is not reflective of fair market value, Chandler will obtain pricing from an alternative approved third party pricing source in accordance with our written valuation policy and procedures. Our valuation procedures are also disclosed in Item 5 of our Form ADV Part 2A.

Performance: Performance results are presented gross-of-advisory fees and represent the client’s Total Return. The deduction of advisory fees lowers performance results. These results include the reinvestment of dividends and other earnings. Past performance may not be indicative of future results. Therefore, clients should not assume that future performance of any specific investment or investment strategy will be profitable or equal to past performance levels. All investment strategies have the potential for profit or loss. Economic factors, market conditions or changes in investment strategies, contributions or withdrawals may materially alter the performance and results of your portfolio.

Source ICE Data Indices, LLC (“ICE”), used with permission. ICE PERMITS USE OF THE ICE INDICES AND RELATED DATA ON AN “AS IS” BASIS; ICE, ITS AFFILIATES AND THEIR RESPECTIVE THIRD PARTY SUPPLIERS DISCLAIM ANY AND ALL WARRANTIES AND REPRESENTATIONS, EXPRESS AND/OR IMPLIED, INCLUDING ANY WARRANTIES OF MERCHANTABILITY OR FITNESS FOR A PARTICULAR PURPOSE OR USE, INCLUDING THE INDICES, INDEX DATA AND ANY DATA INCLUDED IN, RELATED TO, OR DERIVED THEREFROM. NEITHER ICE DATA, ITS AFFILIATES OR THEIR RESPECTIVE THIRD PARTY PROVIDERS GUARANTEE THE QUALITY, ADEQUACY, ACCURACY, TIMELINESS OR COMPLETENESS OF THE INDICES OR THE INDEX DATA OR ANY COMPONENT THEREOF, AND THE INDICES AND INDEX DATA AND ALL COMPONENTS THEREOF ARE PROVIDED ON AN “AS IS” BASIS AND LICENSEE’S USE IS AT LICENSEE’S OWN RISK. ICE DATA, ITS AFFILIATES AND THEIR RESPECTIVE THIRD PARTY DO NOT SPONSOR, ENDORSE, OR RECOMMEND CHANDLER, OR ANY OF ITS PRODUCTS OR SERVICES.

Index returns assume reinvestment of all distributions. Historical performance results for investment indexes generally do not reflect the deduction of transaction and/or custodial charges or the deduction of an investment management fee, the incurrence of which would have the effect of decreasing historical performance results. It is not possible to invest directly in an index.

Ratings: Ratings information have been provided by Moody’s, S&P and Fitch through data feeds we believe to be reliable as of the date of this statement, however we cannot guarantee its accuracy.

Security level ratings for U.S. Agency issued mortgage-backed securities (“MBS”) reflect the issuer rating because the securities themselves are not rated. The issuing U.S. Agency guarantees the full and timely payment of both principal and interest.

BENCHMARK INDEX & DISCLOSURES



City of Murrieta | Account | As of December 31, 2025

Benchmark	Disclosure
ICE BofA 1-3 Yr US Treasury Index	The ICE BofA 1-3 Year US Treasury Index tracks the performance of US dollar-denominated sovereign debt publicly issued by the US government in its domestic market. Qualifying securities must have at least one year remaining term to final maturity and less than three years remaining term to final maturity, a fixed coupon schedule, and a minimum amount outstanding of \$1 billion. Qualifying securities must have at least 18 months to final maturity at the time of issuance.

California State Treasurer *Fiona Ma, CPA*



Local Agency Investment Fund
P.O. Box 942809
Sacramento, CA 94209-0001
(916) 653-3001

January 15, 2026

[LAIF Home](#)
[PMIA Average Monthly Yields](#)

CITY OF MURRIETA

FINANCE DIRECTOR
1 TOWNE SQUARE
MURRIETA, CA 92562

[Tran Type Definitions](#)

Account Number:

December 2025 Statement

Effective Date	Transaction Date	Tran Type	Confirm Number	Web Confirm Number	Authorized Caller	Amount
12/16/2025	12/15/2025	RD	1787965	N/A	JAVIER CARCAMO	20,000,000.00
12/18/2025	12/17/2025	RD	1788071	N/A	JAVIER CARCAMO	20,000,000.00
12/19/2025	12/17/2025	RD	1788072	N/A	JAVIER CARCAMO	20,000,000.00

Account Summary

Total Deposit:	60,000,000.00	Beginning Balance:	2,043,673.26
Total Withdrawal:	0.00	Ending Balance:	62,043,673.26



STAGECOACH SWEEP

WELLS FARGO BANK, N.A.

Page 1 of 2

CITY OF MURRIETA
 GENERAL OPERATING ACCOUNT
 1 TOWN SQ
 MURRIETA CA 92562-7922

Account Number - DDA

THIS STATEMENT COVERS 12/01/2025 THROUGH 12/31/2025

FOR QUESTIONS, PLEASE CONTACT GLOBAL PAYMENTS AND LIQUIDITY SERVICE
 AT 1-800-AT-WELLS (1-800-289-3557).

ALLSPRING GOVERNMENT FUND SELECT CLS

FUND SUMMARY

Dividends Earned YTD 4,782,392.73
 Federal Withholding YTD .00
 7-Day Simple Yield 3.71709 %
 Federal Withholding .00

Beginning Balance 108,589,984.66
 Shares Purchased 10,933,069.74 +
 Shares Redeemed 75,064,638.23 -
 Ending Balance 44,458,416.17
 Prior Month Dividends Paid to Checking 348,552.49
 Dividends Earned in Current Month 245,220.63
 Funds Pending Investment 66,379.26

Transaction Detail

Date	Description	Amount
12-01-2025	Beginning Balance	108,589,984.66
12-01-2025	Sweep Funds Return To DDA	943,709.90
12-02-2025	Sweep Funds Return To DDA	80,770.60
12-03-2025	Sweep Funds Return To DDA	118,088.86
12-04-2025	Sweep Funds Return To DDA	737,371.57
12-05-2025	Sweep Funds Return To DDA	251,031.21
12-08-2025	Sweep Funds Return To DDA	495,250.82
12-09-2025	Sweep Funds Return To DDA	101,986.90
12-10-2025	Sweep Funds Return To DDA	2,698,153.73
12-11-2025	Sweep Funds Return To DDA	43,510.98
12-12-2025	Sweep Funds Return To DDA	195,827.25
12-15-2025	Sweep Funds Return To DDA	4,827,400.39
12-16-2025	Sweep Funds Return To DDA	21,205,839.37
12-17-2025	Next Day Sweep Purchase	7,912,944.66
12-18-2025	Sweep Funds Return To DDA	20,027,993.09
12-19-2025	Sweep Funds Return To DDA	19,894,204.29
12-22-2025	Next Day Sweep Purchase	2,101.27
12-23-2025	Sweep Funds Return To DDA	1,697,285.96
12-24-2025	Next Day Sweep Purchase	2,772,800.67
12-26-2025	Next Day Sweep Purchase	245,223.14
12-29-2025	Sweep Funds Return To DDA	750,788.61
12-30-2025	Sweep Funds Return To DDA	107,880.98
12-31-2025	Sweep Funds Return To DDA	887,543.72
12-31-2025	Ending Balance	44,458,416.17

Daily Balance Information

Date	Investment Balance	Annualized Fund Yield	Daily Dividend Factor	Daily Accrual
12-01	107,646,274.76	3.944 %	.000108077	11,634.09
12-02	107,565,504.16	3.907 %	.000107056	11,515.53
12-03	107,447,415.30	3.864 %	.000105872	11,375.67
12-04	106,710,043.73	3.839 %	.000105180	11,223.76
12-05	106,459,012.52	3.845 %	.000105363	11,216.84

Date	Investment Balance	Annualized Fund Yield	Daily Dividend Factor	Daily Accrual
12-06*	105,963,761.70	3.845 %	.000105363	11,164.66
12-07*	105,963,761.70	3.845 %	.000105363	11,164.66
12-08	105,963,761.70	3.860 %	.000105760	11,206.73
12-09	105,861,774.80	3.847 %	.000105423	11,160.27
12-10	103,163,621.07	3.826 %	.000104841	10,815.78
12-11	103,120,110.09	3.708 %	.000101610	10,478.03
12-12	102,924,282.84	3.675 %	.000100689	10,363.34
12-13*	98,096,882.45	3.675 %	.000100689	9,877.28
12-14*	98,096,882.45	3.675 %	.000100689	9,877.28
12-15	98,096,882.45	3.709 %	.000101633	9,969.88
12-16	76,891,043.08	3.683 %	.000100925	7,760.23
12-17	84,803,987.74	3.682 %	.000100890	8,555.87
12-18	64,775,994.65	3.669 %	.000100535	6,512.25
12-19	44,881,790.36	3.665 %	.000100425	4,507.25
12-20*	44,881,790.36	3.665 %	.000100425	4,507.25
12-21*	44,881,790.36	3.665 %	.000100425	4,507.25
12-22	44,883,891.63	3.673 %	.000100641	4,517.16
12-23	43,186,605.67	3.674 %	.000100674	4,347.77
12-24	45,959,406.34	3.666 %	.000100441	4,616.21
12-25*	45,959,406.34	3.666 %	.000100441	4,616.21
12-26	46,204,629.48	3.704 %	.000101492	4,689.40
12-27*	45,453,840.87	3.704 %	.000101492	4,613.20
12-28*	45,453,840.87	3.704 %	.000101492	4,613.20
12-29	45,453,840.87	3.733 %	.000102299	4,649.88
12-30	45,345,959.89	3.706 %	.000101544	4,604.61
12-31	44,458,416.17	3.742 %	.000102547	4,559.08
			TOTAL MTD	245,220.62

* Indicates non-business day

THANK YOU FOR BANKING WITH WELLS FARGO.

MONEY MARKET MUTUAL FUNDS (EACH, A "MMMF") ARE NOT FDIC INSURED, HAVE NO BANK GUARANTY AND MAY LOSE VALUE.

An Investment in a MMMF is not insured by the Federal Deposit Insurance Corporation or any other government agency. Although the MMMF's seek to preserve the value of customer's investment at \$1.00 per share, it is possible to lose money by investing in a MMMF.

Allspring Funds Management, LLC, a wholly owned subsidiary of Allspring Global Investments Holdings, LLC ("Allspring Global"), provides investment advisory and administrative services for the Allspring Funds?. Other subsidiaries of Allspring Global provide sub-advisory and other services for the funds. The funds are distributed by Allspring Funds Distributor, LLC, Member FINRA/SIPC, a subsidiary of Allspring Global.

This material must be accompanied or preceded by a current prospectus for name of the Fund(s) selected. Please read the prospectus carefully before investing.



CITY OF MURRIETA

City Council Meeting Agenda

Report

2/17/2026
Agenda Item No. 5.

TO: HONORABLE MAYOR AND MEMBERS OF THE CITY COUNCIL

FROM: Javier Carcamo, Finance Director

PREPARED BY: Tanner Benson, Financial Analyst

SUBJECT: Treasurer's Report - Quarter 2 of Fiscal Year 2025/26

ABSTRACT

The Fiscal Year 2025/26 Treasurer's Report for Quarter 2 (October-December 2025) is presented in compliance with California Government Code Section 53646(b) and the City's Investment Policy. As of December 31, 2025, the City's investment portfolio had a total market value of \$158.3 million, a book value of \$154.1 million, and a stable yield-to-maturity of 4.35%. The LAIF balance totaled \$62.0 million, after a \$60 million transfer to the account late in the quarter, and had a yield of 4.09%. The Wells Fargo Cash Sweep Program generated \$980k in quarterly earnings.

RECOMMENDATION

Receive the Fiscal Year 2025/26 Treasurer's Reports for Quarter 2 (October - December 2025).

PRIOR ACTION/VOTE

On August 19, 2025, the City Council received the Treasurer's Report for Quarter 4 of Fiscal Year 2024/25.

On November 18, 2025, the City Council received the Treasurer's Report for Quarter 1 of Fiscal Year 2025/26.

CITY COUNCIL GOAL

Maintain a high performing organization that values fiscal sustainability, transparency, accountability and organizational efficiency.

DISCUSSION

Pursuant to Government Code Section 53646(b) and the City of Murrieta (City) Investment Policy, the Finance Department renders a quarterly investment report to the City Council concerning the investment portfolio's earnings and performance results. The City contracts with Chandler Asset Management to manage the City's investment portfolio and to advise on all investment-related matters. The purpose of this report is to present

the investment earnings for the period October 1, 2025, through December 31, 2025 (Quarter 2).

Total Portfolio Composition

The portfolio comprises available cash balances from over 100 separate funds. The balances are tracked in the City's financial records individually, but combined for the purpose of investing cash to maximize investment returns. The City's investment manager invests funds not needed in the near future into securities with maturities of less than five years. The City also utilizes the Local Agency Investment Fund (LAIF), an investment pool operated by the State of California and used by most cities in California to manage the City's short-term cash flow requirements. Wells Fargo's "Cash Sweep Program" is the City's third investment tool, and it allows the City to earn a return on uninvested cash balances in our General Checking Account by automatically "sweeping" cash balances into a Sweep investment vehicle until such balances are otherwise needed to satisfy obligations arising in the account. The Cash Sweep Program exclusively targets high-quality, short-term, U.S. dollar-denominated money market instruments that consist of U.S. Government obligations and repurchase agreements collateralized by U.S. Government obligations. This complies with our Investment Policy and the California Government Code Section 53607.

Investment Portfolio Performance

As of December 31, 2025, the City's total market value (including accrued interest) of operating funds and liquidity investments totaled \$158,298,533.41. The book value, or what the City actually paid for the investments, totaled \$154,118,570.17. The fair market value of the City's portfolio, less accrued interest, totaled \$156,989,004.94. The value of fixed-income securities may fluctuate with changes in interest rates. As interest rates rise, the market value of the securities may fall, and the reverse is true: when interest rates fall, the market value of the securities may rise. The difference between the book value and fair market value is recognized as an unrealized gain or loss. The unrealized gain for this reporting period is \$2,870,434.76. It is important to note that a loss or gain is realized when an investment is redeemed or sold before its maturity date. In general, City's investments are retained until maturity. Nonetheless, the City may elect to sell an investment before its maturity and record a capital gain or loss to manage the portfolio's quality, liquidity, or yield in response to market conditions or the City's risk preferences. The portfolio's total market value (including accrued interest) increased by \$1,761,733.38 from the previous quarter's end, driven by lower interest rates and higher investment income.

As of December 31, 2025, the portfolio's average yield to maturity remained at 4.35% from September 30, 2025. During the second quarter of FY 2025/26, US Treasury yields on short-term bonds declined, driven by the expectation that the Federal Reserve will cut the Fed Funds overnight rates in the near term. The 2-year US Treasury Note yield decreased to 3.48% from 3.57%, while the 5-year Treasury increased to 3.73% from 3.66% over the reporting period. The near-term economic outlook remains distorted by data delays from the government shutdown. The delayed releases reflect inflation remains moderately above the Federal Reserve's 2% inflation target, while labor market conditions continue to soften. The portfolio's market value benefited from sector diversification and remains stable due to the high-quality assets it holds.

Portfolio Duration

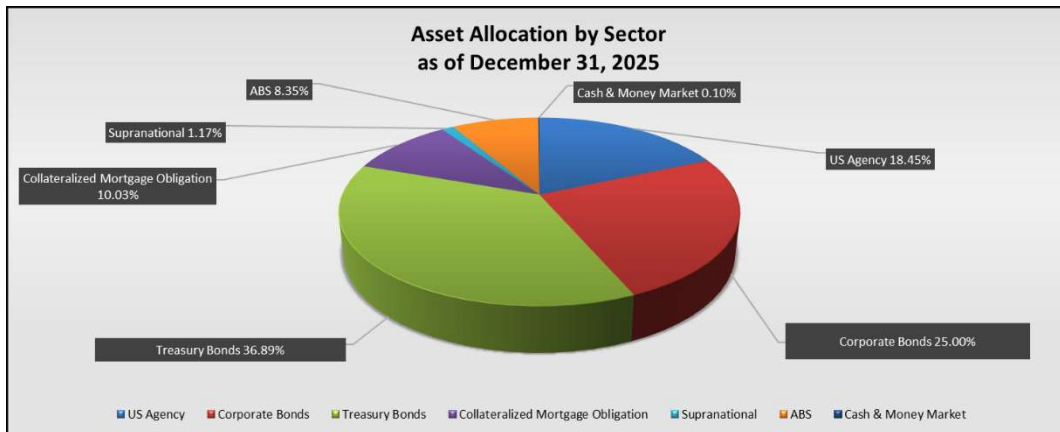
The investment portfolio had an average duration of 1.81 years as of December 31, 2025. The portfolio duration remains within an acceptable range. The City continues to implement a disciplined, conservative approach to its portfolio amid financial market volatility.

Asset Allocation

The investment portfolio is allocated in compliance with California Government Code 53601. The sector allocation of the portfolio on December 31, 2025, was 18.45% in US Government Agency bonds, 25.00% in high-grade Corporate Bonds, 36.89% in U.S. Treasury bonds, 8.35% in Asset-Backed Securities (ABS), 1.17% in Supranational, 10.03% in Agency Collateralized Mortgage-Backed Securities, and 0.10% in Money Market Fund. Supranational is a financial institution owned by member countries to promote international

development.

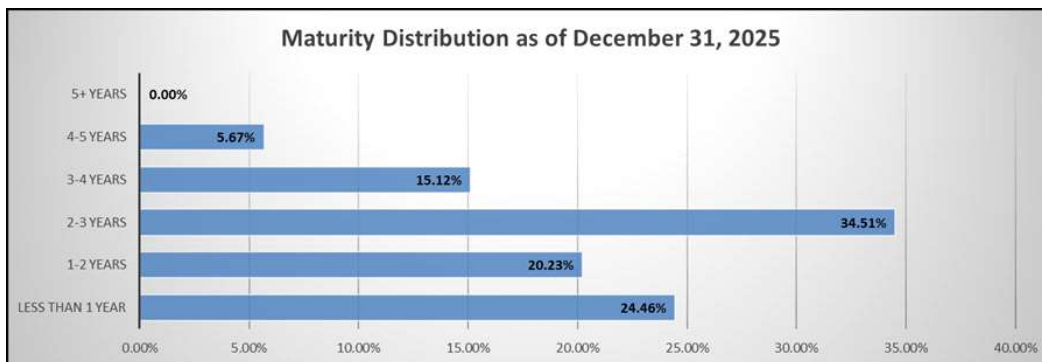
The following pie chart summarizes the asset allocation by sector.



(The chart above may not sum to 100% due to rounding.)

Maturity Distribution

As of September 30, 2025, approximately 28.00% of the portfolio will mature in less than 1 year, 27.00% in 1-2 years, 32.00% in 2-3 years, and 12.80% in 3-4 years. The City's portfolio maintains liquidity through bank deposits, money market funds, and local government investment pools to meet its near-term liquidity needs.



(The chart above may not sum to 100% due to rounding.)

LAIF Balance

Funds deposited with LAIF serve as the City's savings account, enabling the regular investment of short-term cash balances. LAIF complements our investment program by maximizing the earnings on liquid balances not needed for immediate disbursement. It also allows the City's investment manager to focus on maximizing the return on its longer-term investments.

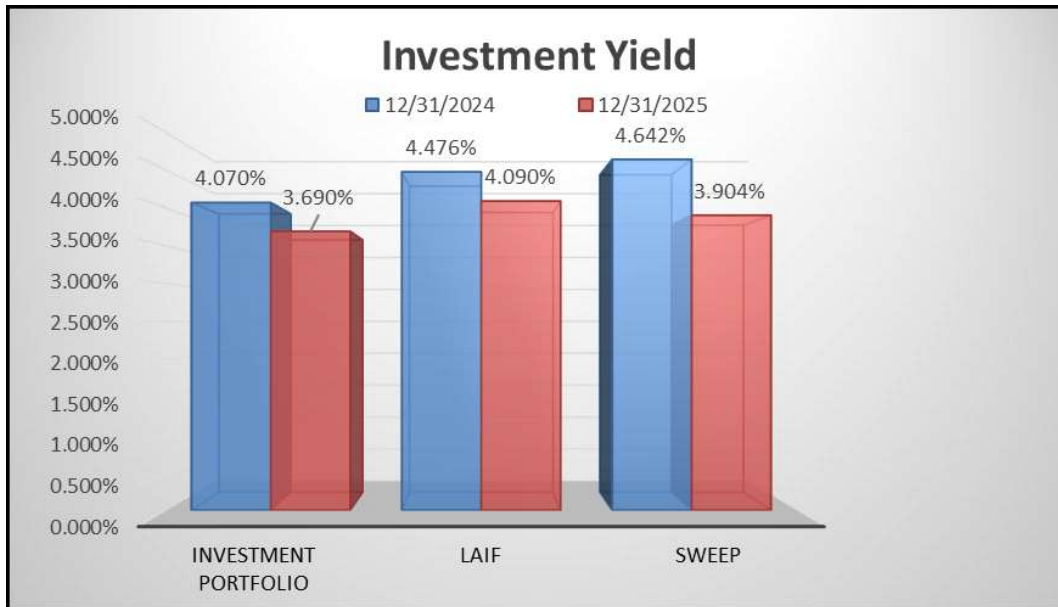
The balance in LAIF, as of December 31, 2025, was \$62,043,673.26. The annual yield on the LAIF portfolio was 4.090%, down 0.344% from the 4.434% earned at the end of December 2024.

Wells Fargo Cash Sweep Program

The Cash Sweep Program may include fixed, floating, or variable interest rates. The security selections for the Cash Sweep Program are based on several factors, including credit quality, yield, and maturity, while considering the fund's overall liquidity and its weighted average maturity. The securities purchased are considered to present minimal credit risk. For the quarter ending December 31, 2025, total earnings from the

Cash Sweep Program were \$980,071.77, with an Average Daily Yield of 3.904%.

The graph below compares the investment yields for the Investment Portfolio, LAIF, and the Cash Sweep Program for the period ending December 31, 2024, to December 31, 2025. As shown in the table below, investment yields are responding to the Fed's rate reductions. The yield has decreased by approximately 50 basis points on average compared to last year.



This report presents only the results of the operating portfolio managed by Chandler Asset Management, LAIF, and the Cash Sweep Program. The City's and developer bond portfolios are available for review in the Finance Department or may be sent to the City Council upon request.

In compliance with the California Government Code Section 53646, the Treasurer of the City of Murrieta hereby certifies that sufficient investment liquidity and anticipated revenues are available to meet the City's budgeted expenditure requirements for the subsequent six months, January through June 2026. All investments in the City's portfolio comply with state law and the City's adopted Investment Policy.

FISCAL IMPACT

There is no fiscal impact associated with the recommended action.

ATTACHMENTS

- ATT 1 - City of Murrieta Investment Report December 31, 2025
- ATT 2 - LAIF Regular Monthly Statement December 31, 2025
- ATT 3 - Wells Fargo Sweep Account Statements for October, November, and December 31, 2025
- ATT 4 - Portfolio Composition Chart as of December 31, 2025

INVESTMENT REPORT

City of Murrieta | As of December 31, 2025

CHANDLER ASSET MANAGEMENT | chandlerasset.com

Chandler Team:

For questions about your account, please call (800) 317-4747,
or contact clientservice@chandlerasset.com

[ECONOMIC UPDATE](#)

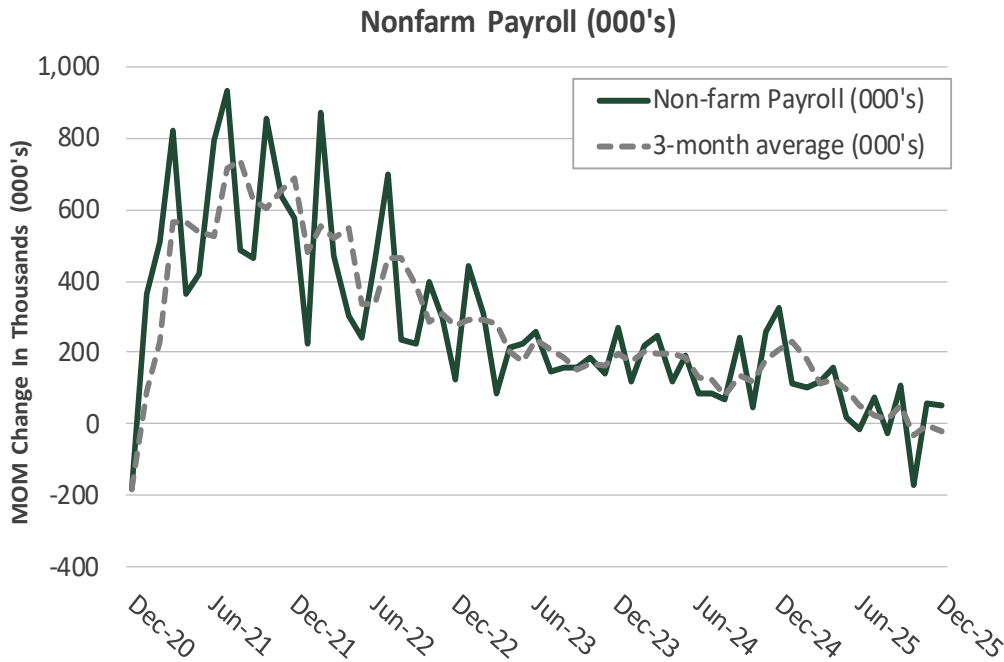
[ACCOUNT PROFILE](#)

[PORTFOLIO HOLDINGS](#)

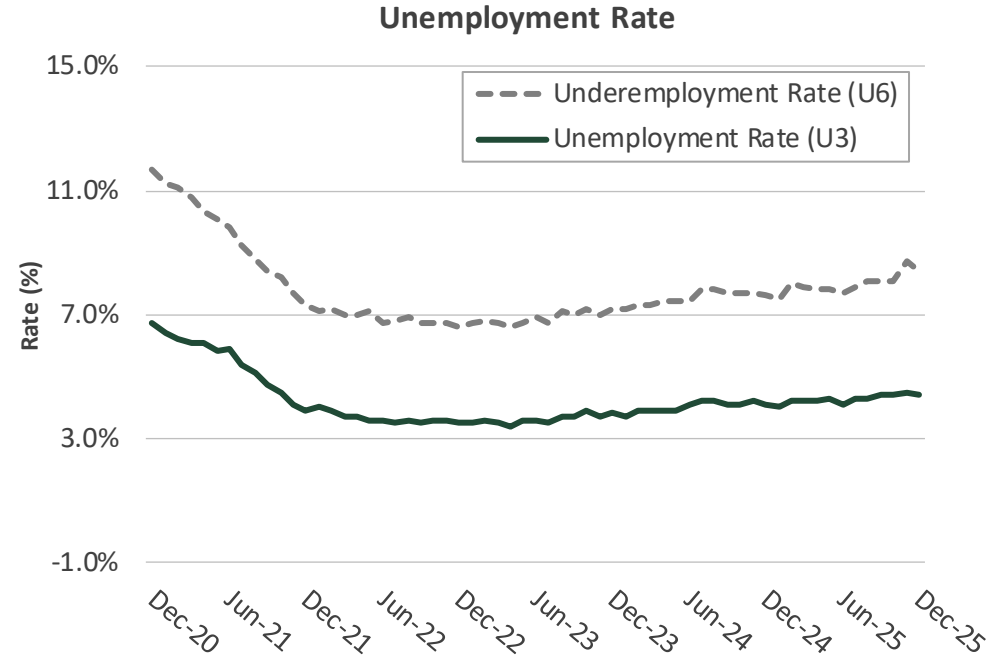
[TRANSACTIONS](#)

ECONOMIC UPDATE

- The near-term economic outlook continues to be distorted by the data delays from the government shutdown. Recently released government data—reflecting conditions from two to three months ago—indicate inflation remains moderately above the Federal Reserve’s target, while labor market conditions have continued to soften. As the flow of economic data normalizes, the Chandler team expects further yield curve steepening as the Federal Reserve moves the policy rate toward a more neutral range. U.S. trade and fiscal policy also remain sources of elevated market uncertainty.
- The Federal Reserve’s December Federal Open Market Committee meeting concluded with the third consecutive 25-basis-point rate cut in 2025, lowering the target range to 3.50%–3.75%. However, policymakers remain divided on the path forward. Four Fed governors project one additional 25-basis-point cut in 2026, another four anticipate no further easing, eight expect multiple cuts, and three call for a potential rate hike. Chair Jerome Powell noted that the Fed is now “well placed to wait and see” how labor market conditions and inflation evolve in the near term.
- The US Treasury yield curve steepened in December, as the 2-year Treasury yield dropped 2 basis points to 3.48%, the 5-year Treasury was up 13 basis points to 3.73%, and the 10-year Treasury yield was 15 basis points higher at 4.17%. The spread between the 2-year and 10-year Treasury yield points on the curve was 17 basis points wider from November at +69 basis points at December month-end. The spread between the 2-year Treasury and 10-year Treasury yield one year ago was +33 basis points. The spread between the 3-month and 10-year Treasury yield points on the curve was +54 basis points in December versus +21 basis points in November.



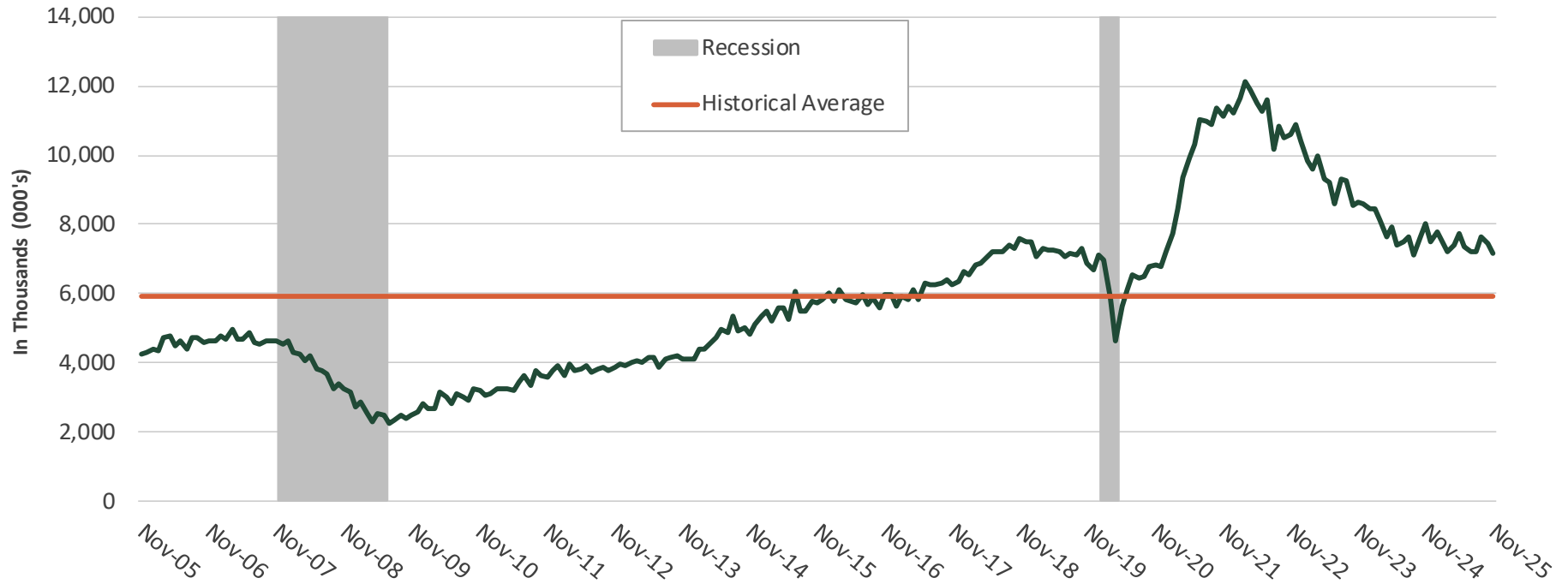
Source: US Department of Labor



Source: US Department of Labor

The December Nonfarm Payrolls report showed weaker-than-expected job growth, with payrolls rising by 50,000 compared with the consensus estimate of 70,000. This follows a downwardly revised gain of 56,000 in November. Employment declines were most pronounced in retail trade and construction, while leisure and hospitality posted the strongest gains. Notably, the unemployment rate edged down to 4.4% after increasing to 4.6% in November.

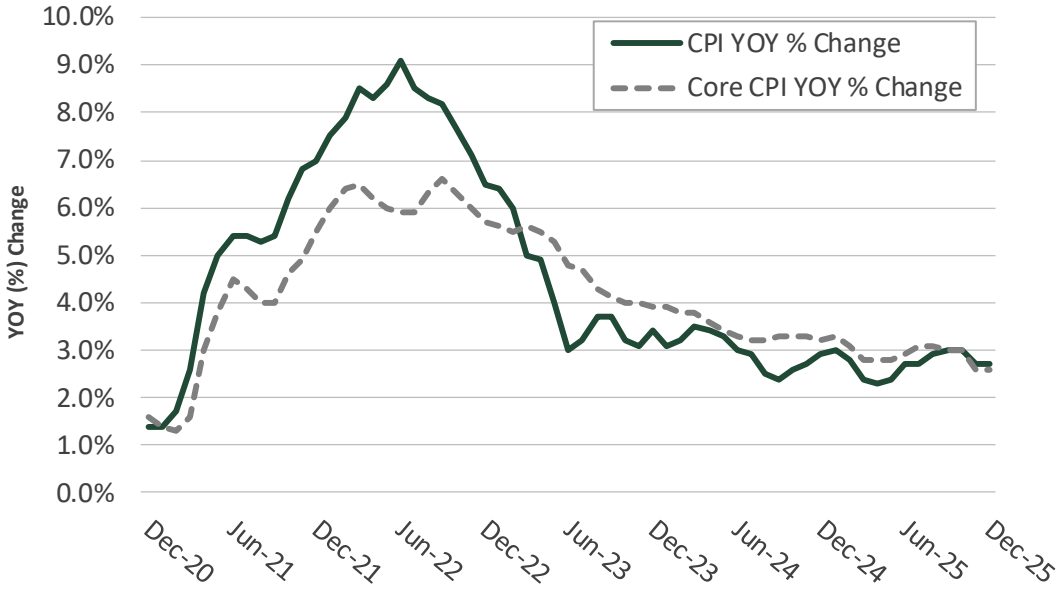
Job Openings



Source: US Department of Labor

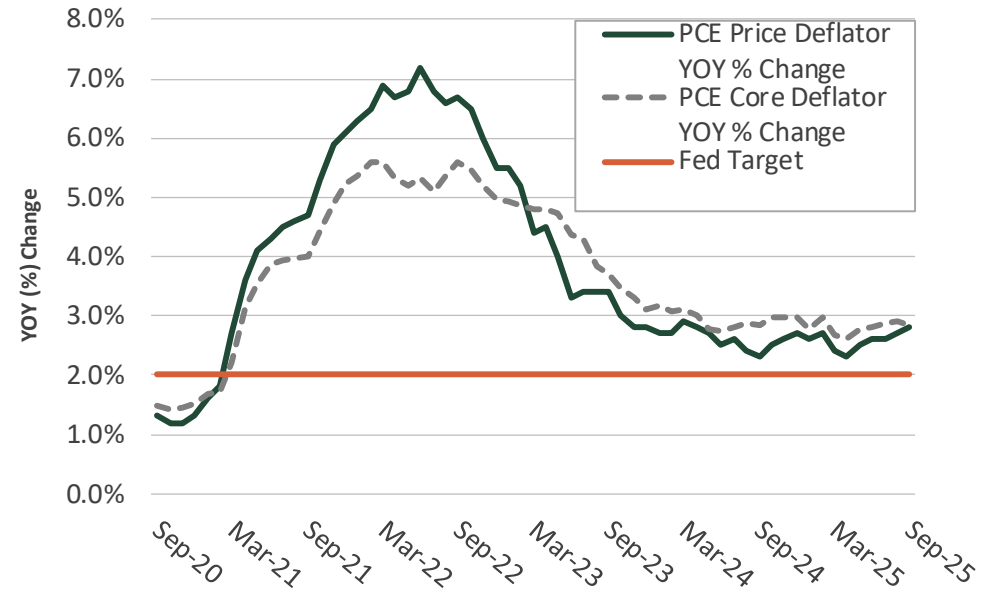
The Labor Department’s Job Openings and Labor Turnover Survey (JOLTS) reported that job openings fell to 7.1 million in November from a downwardly revised 7.4 million in October. The drop in vacancies, alongside slower hiring, suggests the labor market continues to soften, though employers remain cautious about laying off workers. The number of openings now roughly matches the number of unemployed individuals, pointing to a labor market that is approaching equilibrium.

Consumer Price Index (CPI)



Source: US Department of Labor

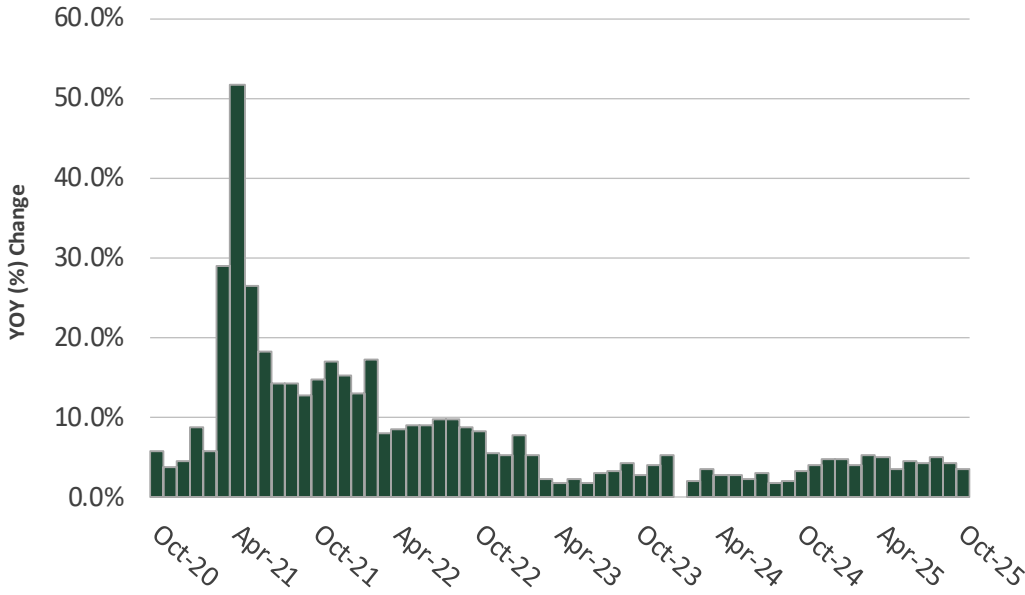
Personal Consumption Expenditures (PCE)



Source: US Department of Commerce

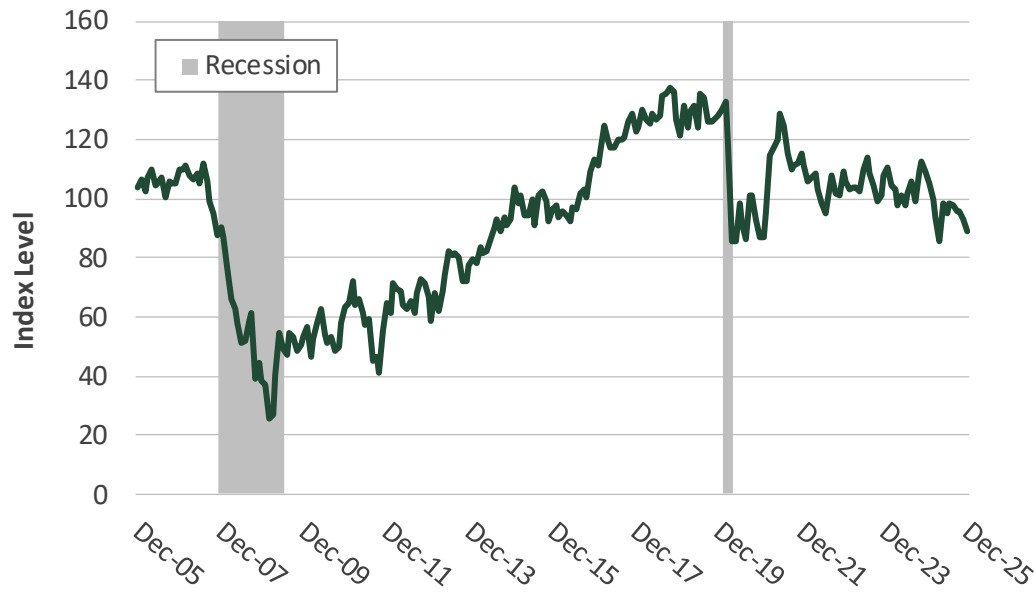
Inflation came in lower than expected in November, with the Consumer Price Index (CPI) rising 2.7% year over year and core CPI easing to 2.6%. Notably, both Owners' Equivalent Rent and Rent of Primary Residence contributed to the slowdown in services inflation. Shelter costs typically lag broader market trends by 12 to 18 months. Services, meanwhile, have remained the dominant driver of inflation throughout the post-pandemic period. The Personal Consumption Expenditures (PCE) Index for September, released on December 5, showed headline inflation up 0.3% from August and 2.8% year over year. Core PCE rose 0.2% on the month and 2.8% on an annual basis.

Retail Sales YOY % Change



Source: US Department of Commerce

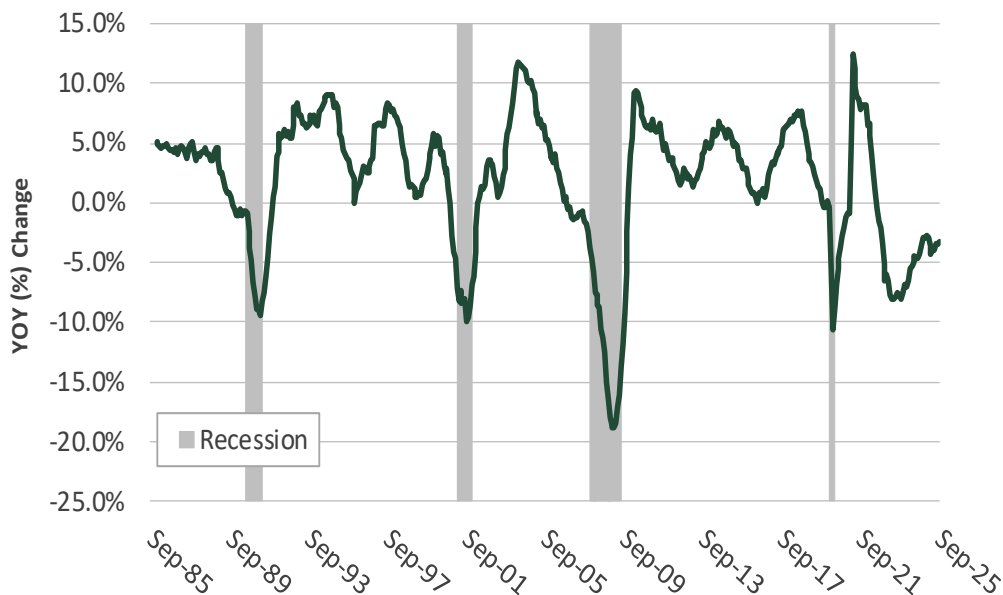
Consumer Confidence



Source: The Conference Board
 All time high is 144.70 (1/31/00); All time low is 25.30 (2/28/09)

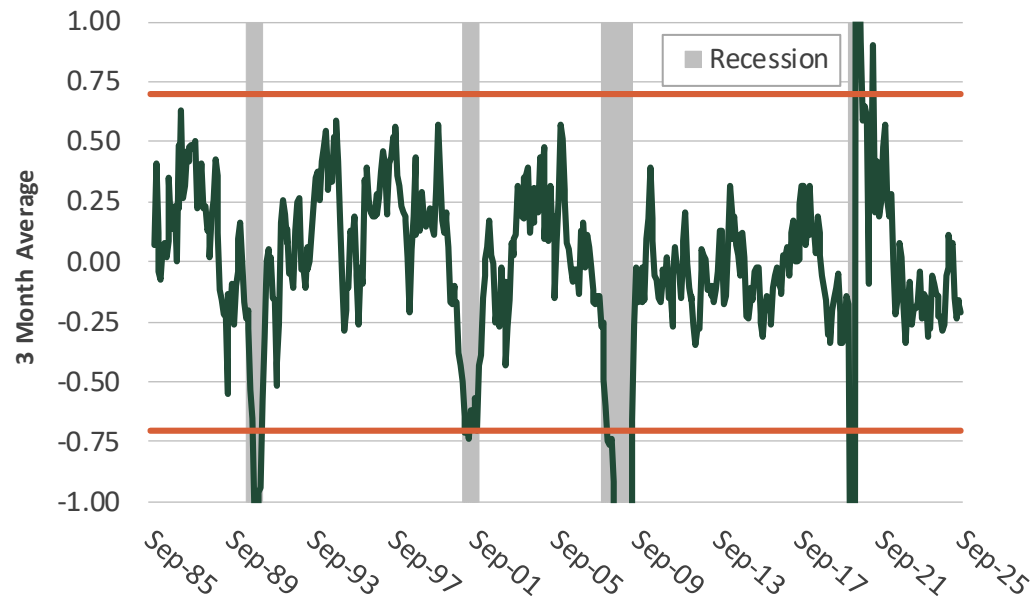
October Retail Sales, released with a one-month delay, were flat from the prior month but up 3.5% year over year. Eight of thirteen major categories posted gains, while motor vehicle sales declined following the expiration of federal tax incentives for electric vehicles, and gas station sales weakened amid lower fuel prices. The government shutdown may have weighed on consumer confidence regarding jobs, incomes, and overall financial conditions, both current and in the future. The Conference Board’s Consumer Confidence Index declined to 89.1 in December from an upwardly revised 92.9 in November, marking its fifth consecutive monthly drop. Consumers were pessimistic about both business conditions and the labor market.

Leading Economic Indicators (LEI)



Source: The Conference Board

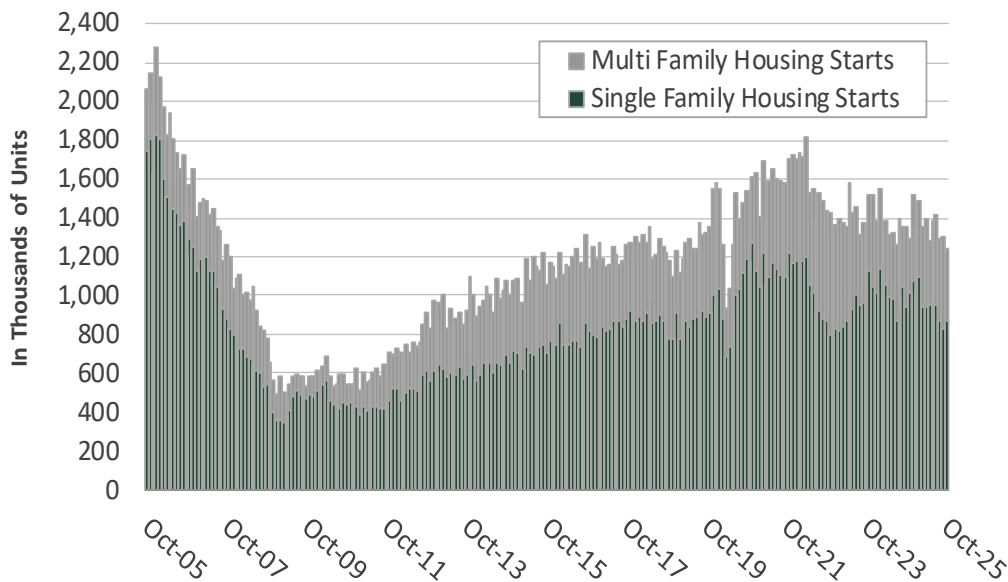
Chicago Fed National Activity Index (CFNAI)



Source: Federal Reserve Bank of Chicago

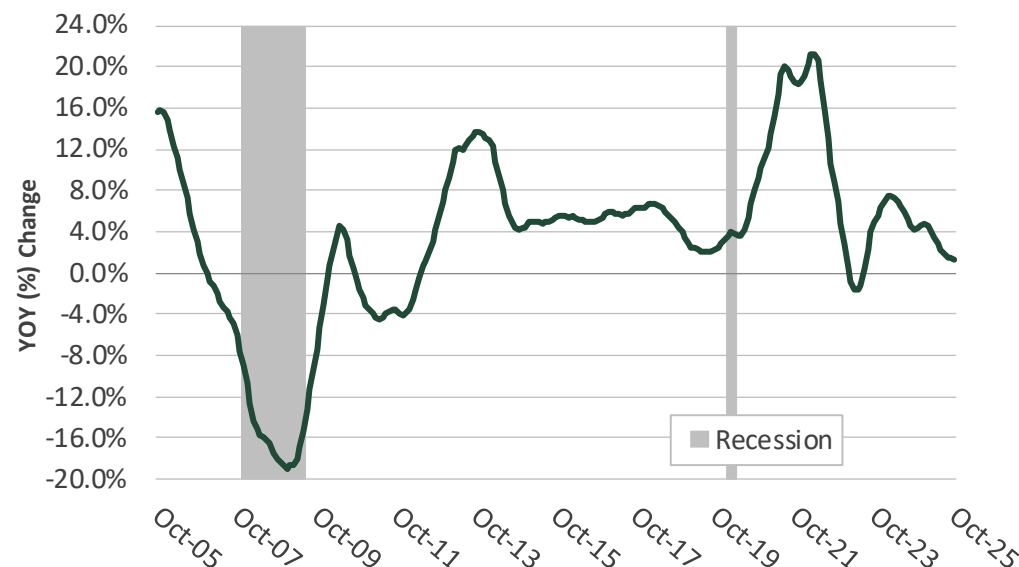
The Conference Board’s Leading Economic Index (LEI) declined 0.3% in September, marking its second consecutive monthly decrease after a revised 0.3% drop in August. On a year-over-year basis, the index fell 3.3%. According to the Conference Board, weakening expectations among consumers and businesses contributed most to the LEI’s overall decline. The index continues to signal slower economic growth through the end of 2025 and into 2026. The Chicago Fed National Activity Index (CFNAI) came in at -0.21 in September, following a downwardly revised -0.31 in August, signaling that U.S. economic activity remained below its historical trend for the sixth consecutive month. The three-month moving average ticked down to -0.21 in September from -0.18 in August, reinforcing signs of ongoing below-trend national growth. Employment-related indicators turned slightly positive, contributing +0.01 in September after a -0.11 result in August.

Annualized Housing Starts



Source: US Department of Commerce

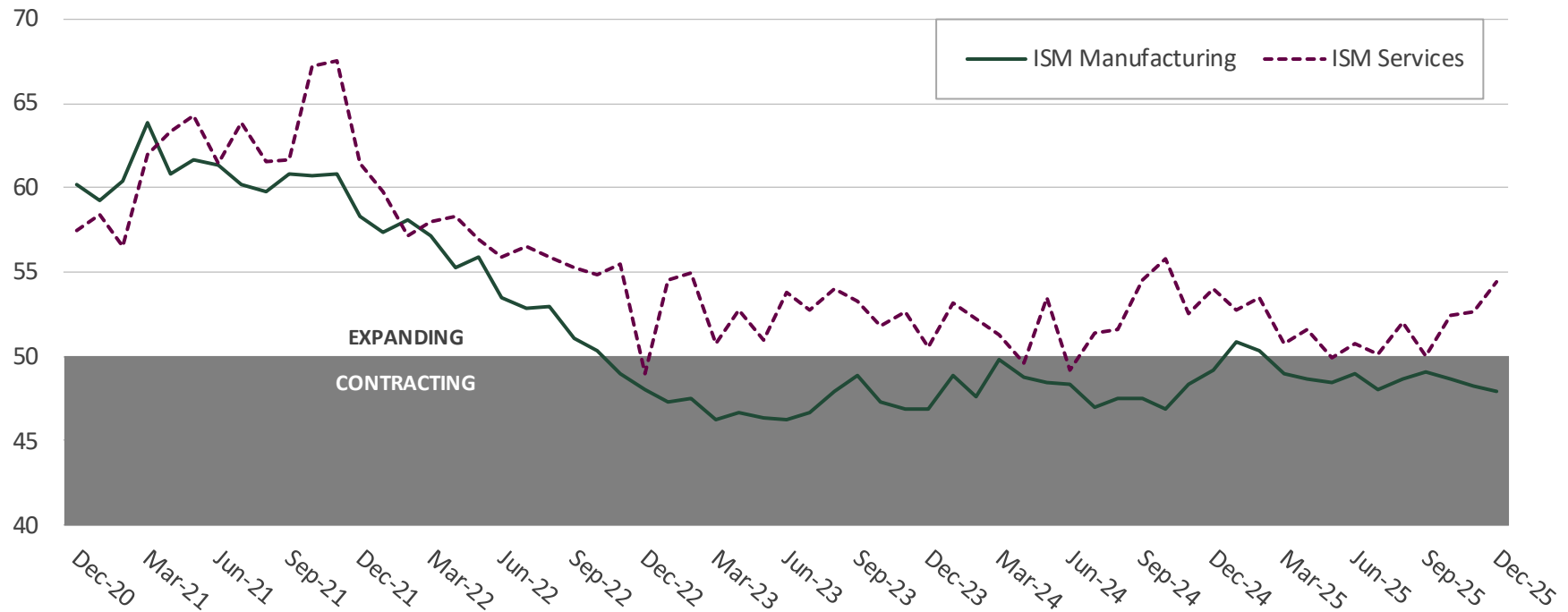
S&P/Case-Shiller 20 City Composite Home Price Index



Source: S&P

The S&P Cotality Case-Shiller 20-City Composite Home Price Index rose 1.3% year over year in October, slightly down from a 1.4% gain in September and marking the slowest annual increase since mid-2023. Short-term momentum also weakened, with 80 percent of the 20 tracked markets recording month-over-month price declines on a non-seasonally adjusted basis. Housing starts declined in October to an annualized rate of 1.25 million units, down from 1.29 million in September. Existing home sales inched higher in November to a 4.13 million-unit pace, indicating only modest improvement despite some relief in mortgage rates. The Freddie Mac 30-year fixed mortgage rate fell throughout 2025 and averaged 6.18% at the end of December.

Institute of Supply Management (ISM) Surveys



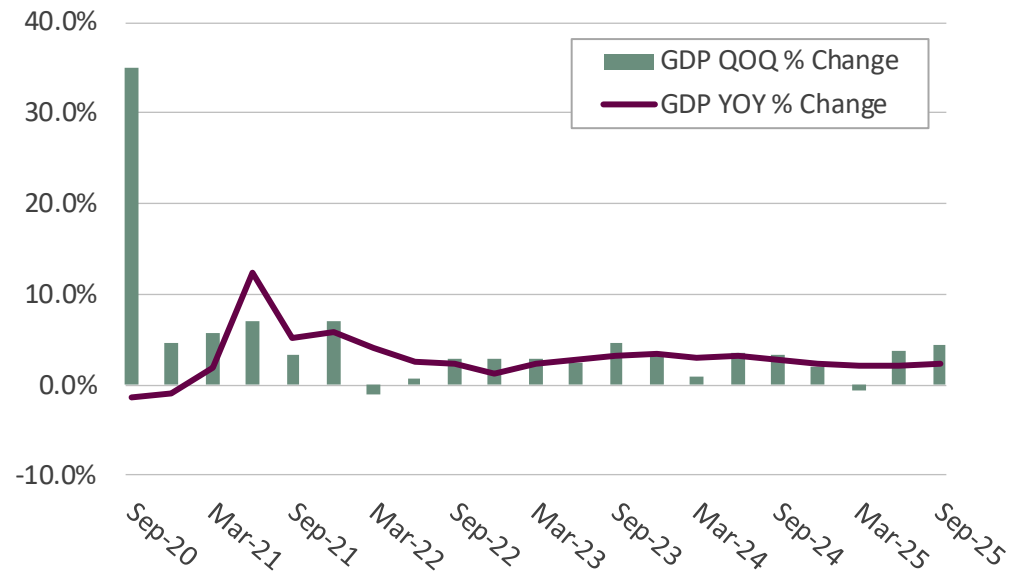
Source: Institute for Supply Management

The Institute for Supply Management’s (ISM) manufacturing index slipped to 47.9 in December, down from 48.2 in November, marking continued weakness across the sector. Manufacturing activity has now been in contraction for 36 of the past 38 months, as readings below 50 indicate contraction and those above 50 signal expansion. The latest decline was driven primarily by pullbacks in the Production and Inventories components. In contrast, the ISM services index remained in expansion territory, rising to 54.4 in December from 52.6 in November. Respondents attributed the improvement to seasonal strength, though many remained cautious about the potential impact of tariffs.

Components of GDP	12/24	3/25	6/25	9/25
Personal Consumption Expenditures	2.6%	0.4%	1.7%	2.4%
Gross Private Domestic Investment	-1.3%	3.8%	-2.7%	0.0%
Net Exports and Imports	-0.1%	-4.7%	4.8%	1.6%
Federal Government Expenditures	0.3%	-0.4%	-0.4%	0.2%
State and Local (Consumption and Gross Investment)	0.3%	0.2%	0.3%	0.2%
Total	1.9%	-0.6%	3.8%	4.3%

Source: US Department of Commerce

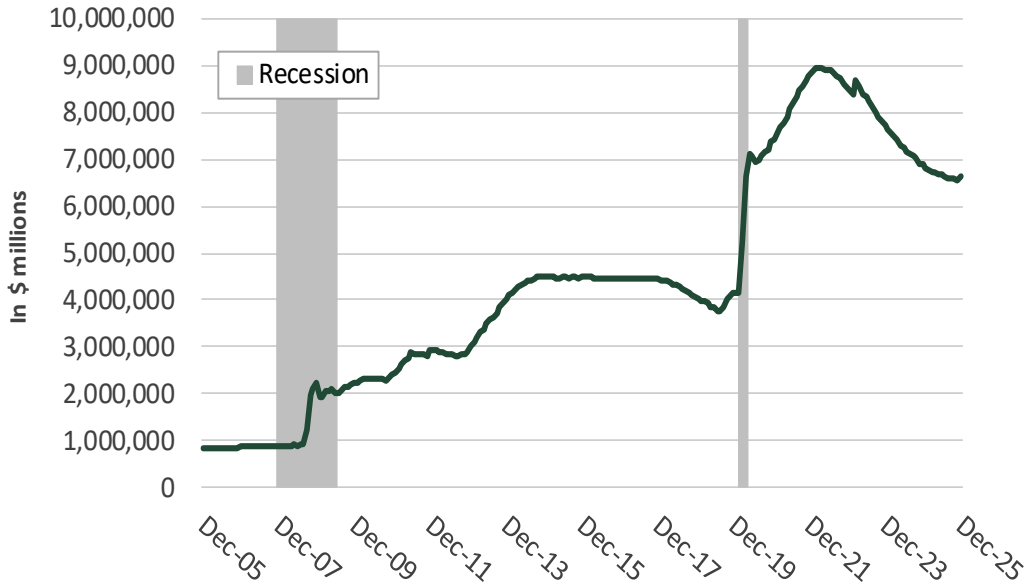
Gross Domestic Product (GDP)



Source: US Department of Commerce

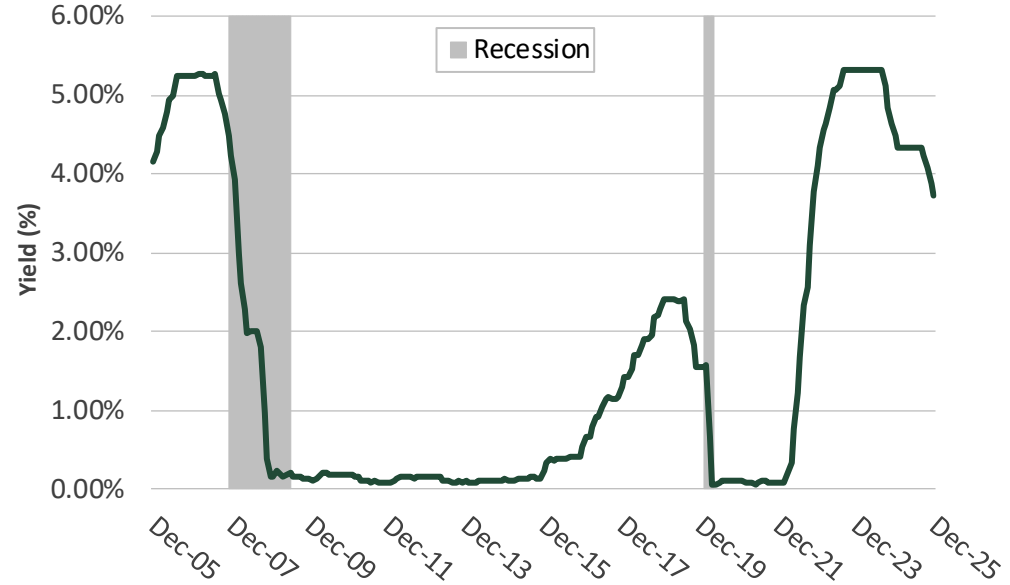
The U.S. inflation adjusted gross domestic product (GDP) report demonstrated continued strength in the third quarter, with the first estimate showing a 4.3% annualized quarter-over-quarter increase, up from 3.8% in the second quarter. Consumer spending accelerated, while exports contributed 1.6 percentage points to growth—both key drivers of the quarter’s performance. The stronger-than-expected result represented the fastest pace of U.S. economic expansion in two years. The consensus projection calls for 1.1% growth in the fourth quarter and 2.0% growth for the full year 2025.

Federal Reserve Balance Sheet Assets



Source: Federal Reserve

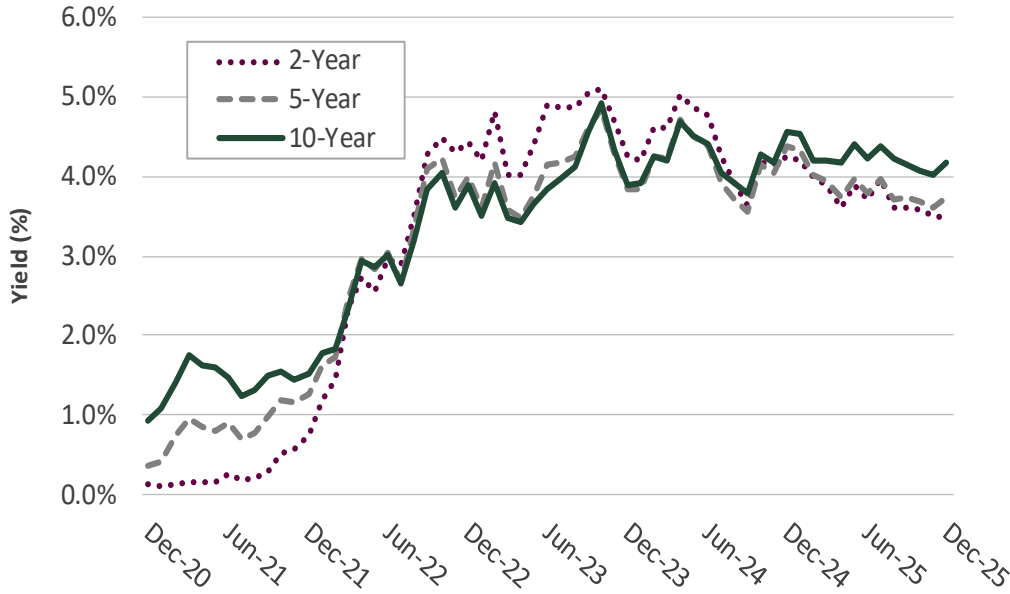
Effective Federal Funds Rate



Source: Bloomberg

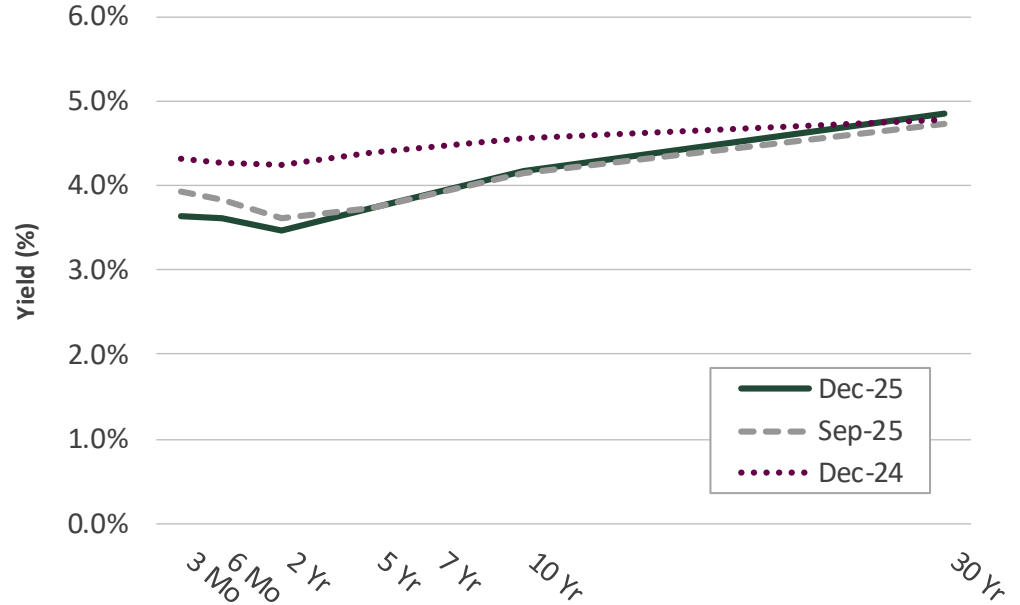
The Federal Reserve lowered its benchmark interest rate by a quarter point to a target range of 3.50% to 3.75% at its December meeting, citing concerns about emerging weakness in the labor market. A few policymakers dissented, arguing that tighter monetary policy may still be warranted to ensure progress on price stability. Beginning December 1, the Fed also halted its balance sheet runoff, announcing that principal and interest payments from its holdings will be reinvested in Treasury securities to maintain ample reserves and support market stability.

US Treasury Note Yields



Source: Bloomberg

US Treasury Yield Curve



Source: Bloomberg

At the end of December, the 2-year yield was 77 basis points lower, and the 10-year yield was 40 basis points lower, year-over-year. The spread between the 2-year and 10-year Treasury yield points on the curve increased to +69 basis points at December month-end versus +52 basis points at November month-end. The prior 2-year/10-year yield curve inversion, which spanned from July 2022 to August 2024, was historically long. The average historical spread (since 2005) is about +95 basis points. The spread between the 3-month and 10-year Treasury yield points on the curve was +54 basis points in December versus +21 basis points in November.

ACCOUNT PROFILE

Investment Objectives

The City of Murrieta's investment objectives, in order of priority, are to provide safety to ensure the preservation of capital in the overall portfolio, provide sufficient liquidity for cash needs and a market rate of return consistent with the investment program.

Chandler Asset Management Performance Objective

The performance objective for the portfolio is to achieve a rate of return over a market cycle that equals or exceeds the return on a market index of similar duration and sector allocation.

Strategy

In order to achieve these objectives, the portfolio invests in high quality fixed income securities consistent with the investment policy and California Government Code.

STATEMENT OF COMPLIANCE



City of Murrieta | Account | As of December 31, 2025

Rules Name	Limit	Actual	Compliance Status	Notes
AGENCY MORTGAGE SECURITIES				
Max % (MV)	20.0	10.0	Compliant	
Max % Issuer (MV)	30.0	10.0	Compliant	
Max Maturity (Years)	5.0	4.2	Compliant	
ASSET-BACKED SECURITIES (ABS)				
Max % (MV)	20.0	8.4	Compliant	
Max % Issuer (MV)	5.0	0.8	Compliant	
Max Maturity (Years)	5	4	Compliant	
Min Rating (AA- by 1)	0.0	0.0	Compliant	
BANKERS' ACCEPTANCES				
Max % (MV)	30.0	0.0	Compliant	
Max % Issuer (MV)	5.0	0.0	Compliant	
Max Maturity (Days)	180	0.0	Compliant	
Min Rating (A-1 by 1 or A- by 1)	0.0	0.0	Compliant	
CERTIFICATE OF DEPOSIT PLACEMENT SERVICE (CDARS)				
Max % (MV)	30.0	0.0	Compliant	
Max Maturity (Years)	5.0	0.0	Compliant	
COLLATERALIZED TIME DEPOSITS (NON-NEGOTIABLE CD/TD)				
Max % (MV)	20.0	0.0	Compliant	
Max % Issuer (MV)	5.0	0.0	Compliant	
Max Maturity (Years)	5.0	0.0	Compliant	
COMMERCIAL PAPER				
Max % (MV)	40.0	0.0	Compliant	
Max % Issuer (MV)	5.0	0.0	Compliant	
Max Maturity (Days)	270	0.0	Compliant	
Min Rating (A-1 by 1 or A- by 1)	0.0	0.0	Compliant	
CORPORATE MEDIUM TERM NOTES				
Max % (MV)	30.0	25.0	Compliant	

STATEMENT OF COMPLIANCE



City of Murrieta | Account | As of December 31, 2025

Rules Name	Limit	Actual	Compliance Status	Notes
Max % Issuer (MV)	5.0	1.3	Compliant	
Max Maturity (Years)	5	3	Compliant	
Min Rating (A- by 1)	0.0	0.0	Compliant	
FDIC INSURED TIME DEPOSITS (NON-NEGOTIABLE CD/TD)				
Max % (MV)	20.0	0.0	Compliant	
Max Maturity (Years)	5	0.0	Compliant	
FEDERAL AGENCIES				
Max % (MV)	100.0	18.5	Compliant	
Max % Issuer (MV)	30.0	11.5	Compliant	
Max Callables (MV)	20.0	0.0	Compliant	
Max Maturity (Years)	5	2	Compliant	
LOCAL AGENCY INVESTMENT FUND (LAIF)				
Max Concentration (MV)	75.0	0.0	Compliant	
MONEY MARKET MUTUAL FUNDS				
Max % (MV)	20.0	0.1	Compliant	
Max % Issuer (MV)	10.0	0.1	Compliant	
Min Rating (AAA by 2)	0.0	0.0	Compliant	
MUNICIPAL SECURITIES (CA, LOCAL AGENCY)				
Max % (MV)	30.0	0.0	Compliant	
Max % Issuer (MV)	5.0	0.0	Compliant	
Max Maturity (Years)	5	0.0	Compliant	
Min Rating (A- by 1)	0.0	0.0	Compliant	
MUTUAL FUNDS				
Max % (MV)	20.0	0.0	Compliant	
Max % Issuer (MV)	10.0	0.0	Compliant	
Min Rating (AAA by 2)	0.0	0.0	Compliant	
NEGOTIABLE CERTIFICATES OF DEPOSIT (NCD)				
Max % (MV)	30.0	0.0	Compliant	
Max % Issuer (MV)	5.0	0.0	Compliant	

STATEMENT OF COMPLIANCE



City of Murrieta | Account | As of December 31, 2025

Rules Name	Limit	Actual	Compliance Status	Notes
Max Maturity (Years)	5	0.0	Compliant	
Min Rating (A-1 by 1 or A- by 1 if > FDIC Limit)	0.0	0.0	Compliant	
REPURCHASE AGREEMENTS				
Max % (MV)	20.0	0.0	Compliant	
Max Maturity (Years)	1.0	0.0	Compliant	
SUPRANATIONAL OBLIGATIONS				
Max % (MV)	30.0	1.2	Compliant	
Max % Issuer (MV)	10.0	1.2	Compliant	
Max Maturity (Years)	5	2	Compliant	
Min Rating (AA- by 1)	0.0	0.0	Compliant	
U.S. TREASURIES				
Max % (MV)	100.0	36.9	Compliant	
Max Maturity (Years)	5	4	Compliant	

PORTFOLIO CHARACTERISTICS



City of Murrieta | Account | As of December 31, 2025

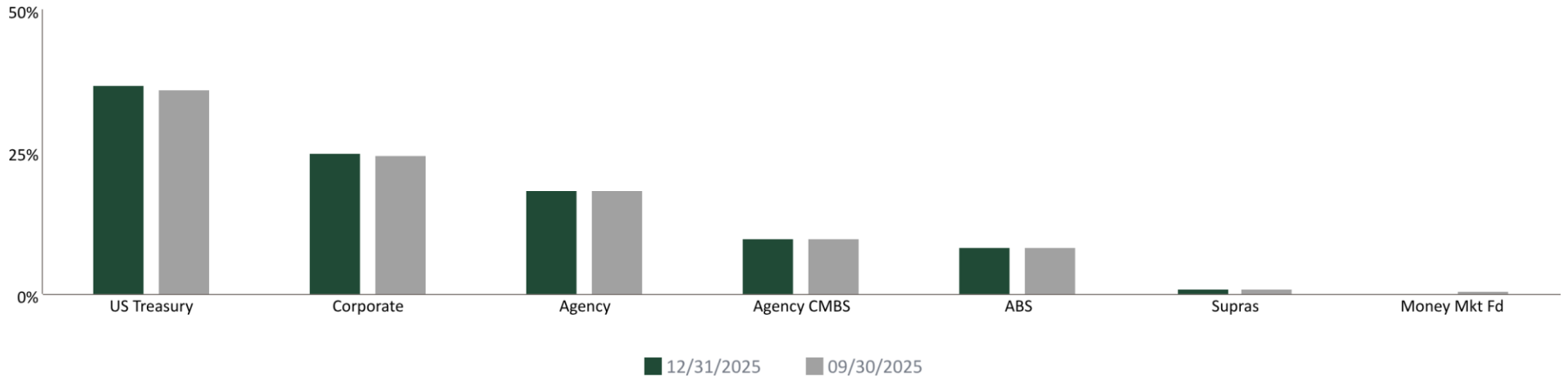
	Benchmark*	12/31/2025 Portfolio	9/30/2025 Portfolio
Average Maturity (yrs)	1.85	2.13	2.13
Average Modified Duration	1.76	1.81	1.81
Average Purchase Yield		4.35%	4.35%
Average Market Yield	3.50%	3.69%	3.83%
Average Quality**	AA+	AA+	AA+
Total Market Value		158,298,533	156,536,800

*Benchmark: ICE BofA 1-3 Year US Treasury Index

**The credit quality is a weighted average calculation of the highest of S&P, Moody's and Fitch.

SECTOR DISTRIBUTION

City of Murrieta | Account | As of December 31, 2025



Sector as a Percentage of Market Value

Sector	12/31/2025	09/30/2025
US Treasury	36.89%	36.33%
Corporate	25.00%	24.49%
Agency	18.45%	18.63%
Agency CMBS	10.03%	10.10%
ABS	8.35%	8.44%
Supras	1.17%	1.18%
Money Mkt Fd	0.10%	0.82%

ISSUERS

City of Murrieta | Account | As of December 31, 2025

Issuer	Investment Type	% Portfolio
United States	US Treasury	36.89%
Federal Home Loan Banks	Agency	11.50%
FHLMC	Agency CMBS	10.03%
Farm Credit System	Agency	6.95%
Massachusetts Mutual Life Insurance	Corporate	1.34%
New York Life Insurance Company	Corporate	1.26%
American Express Credit Master Trust	ABS	1.22%
International Bank for Recon and Dev	Supras	1.17%
Public Service Enterprise Group Inco	Corporate	1.11%
Deere & Company	Corporate	1.10%
JPMorgan Chase & Co.	Corporate	1.01%
Bank of Montreal	Corporate	0.97%
National Rural Utilities Cooperative	Corporate	0.97%
PepsiCo, Inc.	Corporate	0.97%
Florida Power & Light	Corporate	0.97%
Cisco Systems, Inc.	Corporate	0.97%
Air Products and Chemicals, Inc.	Corporate	0.93%
PACCAR Inc	Corporate	0.93%
BMW Vehicle Lease Trust	ABS	0.86%
U.S. Bancorp	Corporate	0.86%
Chase Issuance Trust	ABS	0.85%
The Home Depot, Inc.	Corporate	0.84%
Eli Lilly and Company	Corporate	0.80%
Royal Bank of Canada	Corporate	0.80%
UnitedHealth Group Incorporated	Corporate	0.79%
State Street Corporation	Corporate	0.78%
WF Card Issuance Trust	ABS	0.78%
Verizon Master Trust	ABS	0.67%
Honda Auto Receivables Owner Trust	ABS	0.66%
John Deere Owner Trust	ABS	0.65%

ISSUERS

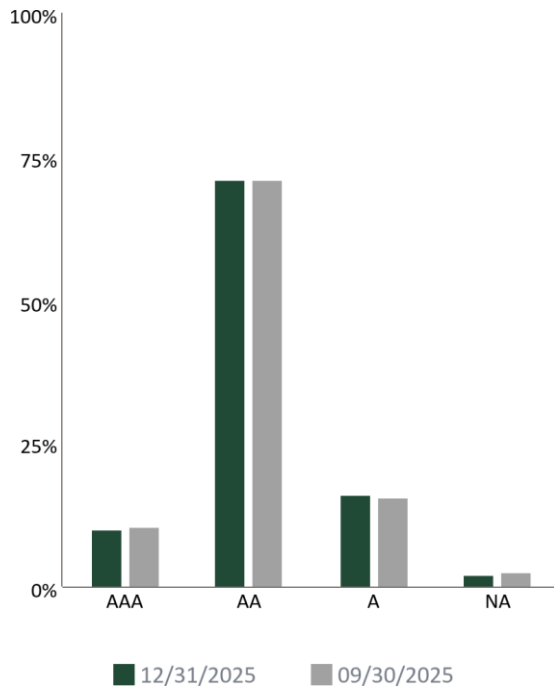
City of Murrieta | Account | As of December 31, 2025

Issuer	Investment Type	% Portfolio
Toyota Motor Corporation	Corporate	0.64%
Bank of America Corporation	Corporate	0.64%
Met Tower Global Funding	Corporate	0.64%
Northwestern Mutual Global Funding	Corporate	0.64%
Northern Trust Corporation	Corporate	0.64%
Caterpillar Inc.	Corporate	0.64%
Apple Inc.	Corporate	0.64%
Duke Energy Corporation	Corporate	0.64%
Chubb Limited	Corporate	0.64%
Amazon.com, Inc.	Corporate	0.63%
GM Financial Automobile Leasing Trus	ABS	0.60%
Mercedes-Benz Auto Lease Trust	ABS	0.57%
Mercedes-Benz Auto Receivables Trust	ABS	0.50%
Blackrock, Inc.	Corporate	0.48%
BMW Vehicle Owner Trust	ABS	0.38%
Hyundai Auto Receivables Trust	ABS	0.38%
Morgan Stanley	Corporate	0.37%
Target Corporation	Corporate	0.37%
GM Financial Securitized Term	ABS	0.24%
First American Govt Oblig Fund	Money Mkt Fd	0.10%
Cash	Cash	0.00%
TOTAL		100.00%

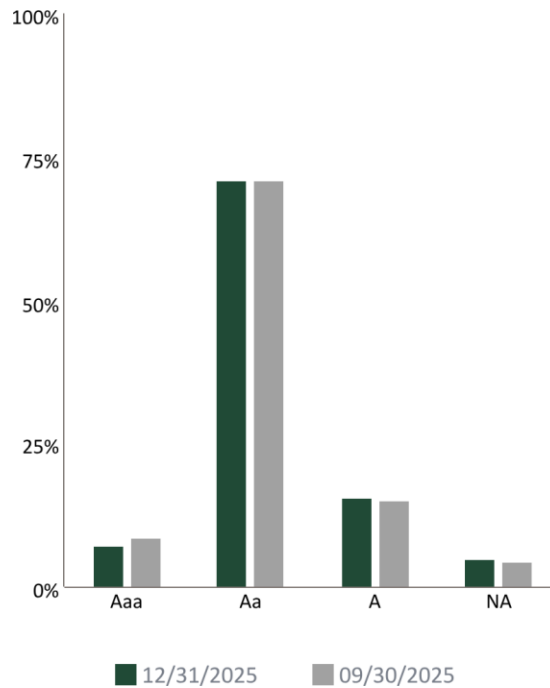
QUALITY DISTRIBUTION

City of Murrieta | Account | As of December 31, 2025

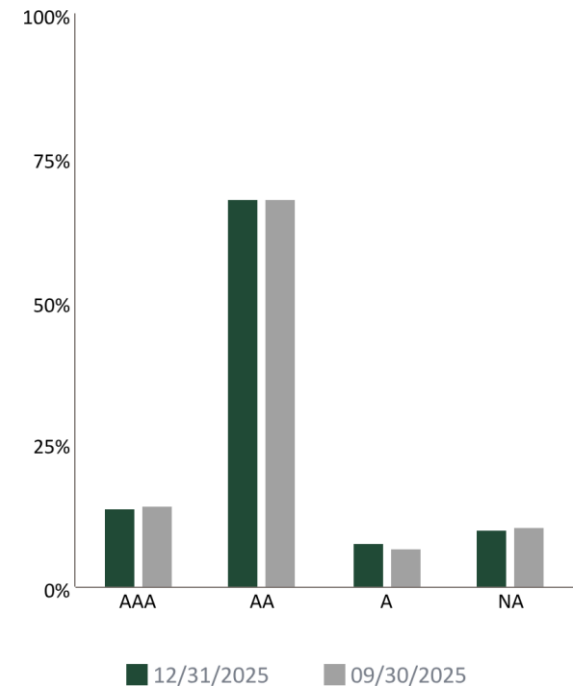
S&P Rating



Moody's Rating



Fitch Rating



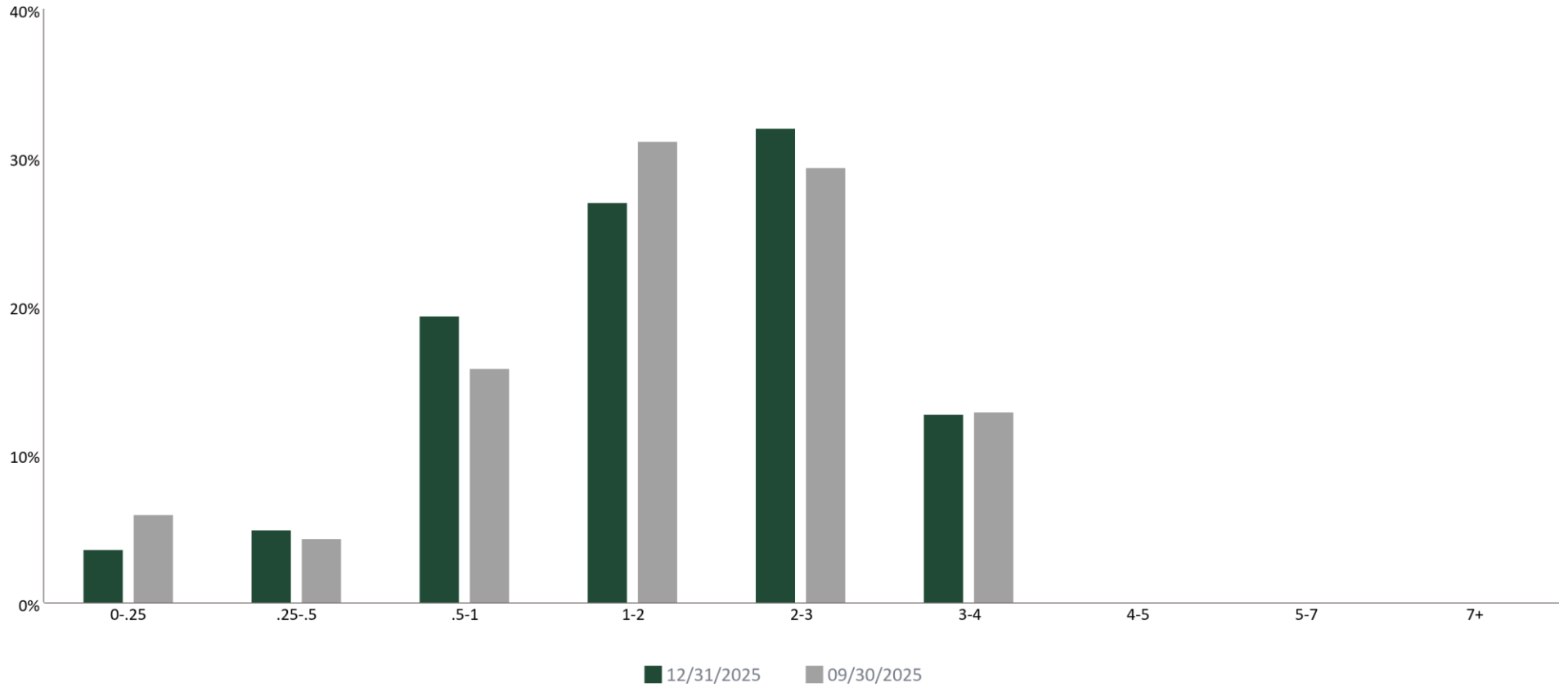
Rating	12/31/2025	09/30/2025
AAA	10.05%	10.85%
AA	70.96%	71.00%
A	16.48%	15.59%
NA	2.51%	2.56%

Rating	12/31/2025	09/30/2025
Aaa	7.62%	8.79%
Aa	71.38%	71.15%
A	15.85%	15.22%
NA	5.15%	4.84%

Rating	12/31/2025	09/30/2025
AAA	14.10%	14.62%
AA	67.76%	67.77%
A	7.86%	6.92%
NA	10.29%	10.69%

DURATION DISTRIBUTION

City of Murrieta | Account | As of December 31, 2025



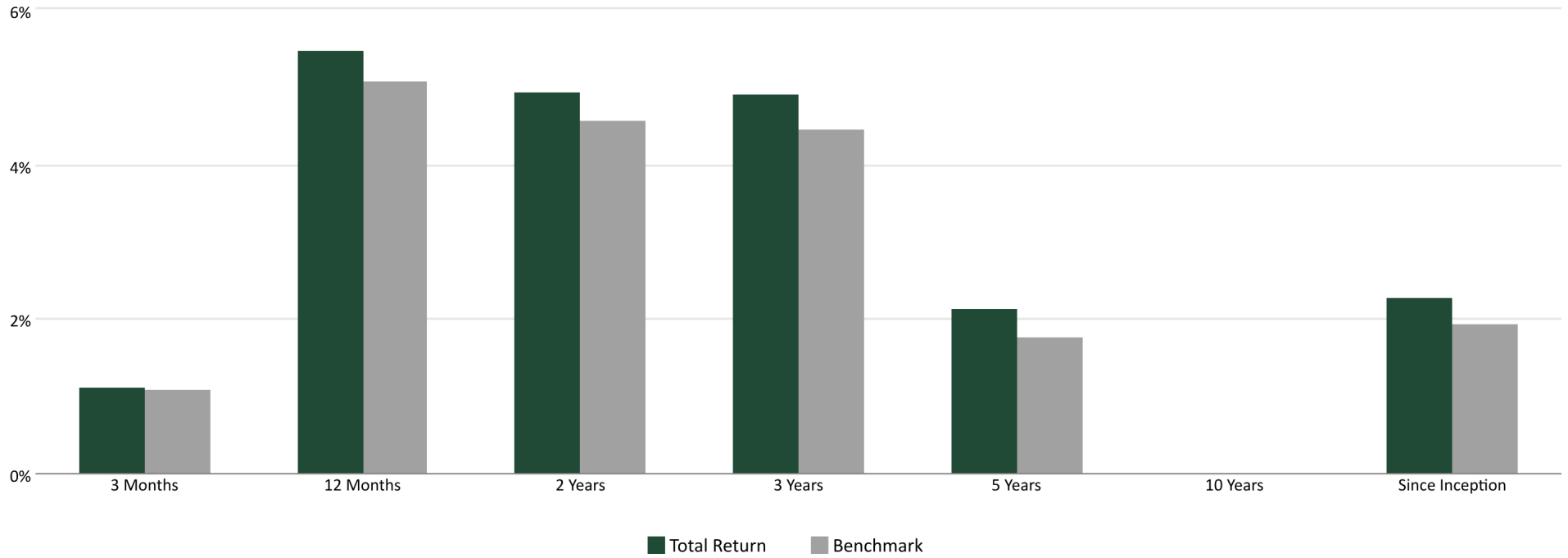
Date	0-.25	.25-.5	.5-1	1-2	2-3	3-4	4-5	5-7	7+
12/31/2025	3.7%	4.9%	19.4%	27.0%	32.0%	12.8%	0.0%	0.0%	0.0%
09/30/2025	6.0%	4.4%	15.9%	31.2%	29.4%	13.0%	0.0%	0.0%	0.0%

INVESTMENT PERFORMANCE



City of Murrieta | Account | As of December 31, 2025

Total Rate of Return : Inception | 02/01/2020



TOTAL RATE OF RETURN*	3 Months	12 Months	2 Years	3 Years	5 Years	10 Years	Since Inception
City of Murrieta	1.13%	5.48%	4.95%	4.92%	2.16%	-	2.29%
Benchmark	1.12%	5.09%	4.58%	4.47%	1.79%	-	1.94%

*Periods over 1 year are annualized.

Total rate of return: A measure of a portfolio's performance over time. It is the internal rate of return, which equates the beginning value of the portfolio with the ending market value; it includes interest earnings, realized and unrealized gains and losses in the portfolio.

Benchmark: ICE BofA 1-3 Year US Treasury Index

PORTFOLIO HOLDINGS

HOLDINGS REPORT



City of Murrieta | Account | As of December 31, 2025

Cusip	Security Description	Par Value/ Units	Purchase Date Purchase Yield	Cost Value Book Value	Mkt Price Mkt YTM	Market Value Accrued Int.	% of Port. Gain/Loss	Moody's/ S&P/ Fitch	Maturity Duration
ABS									
36269FAD8	GMALT 2024-1 A3 5.09 03/22/2027	223,568.18	02/08/2024 5.09%	223,540.23 223,540.23	100.23 4.03%	224,073.22 347.71	0.14% 532.98	NA/AAA AAA	1.22 0.20
05611UAD5	BMWLT 2024-1 A3 4.98 03/25/2027	551,492.47	06/20/2024 5.19%	548,562.67 548,562.67	100.24 3.75%	552,802.82 457.74	0.35% 4,240.15	Aaa/AAA NA	1.23 0.19
36265WAD5	GMCAR 2022-3 A3 3.64 04/16/2027	880.58	07/06/2022 3.64%	880.57 880.57	99.98 4.11%	880.43 1.34	0.00% (0.14)	Aaa/NA AAA	1.29 0.04
58770JAD6	MBALT 2024-A A3 5.32 01/18/2028	350,000.00	05/17/2024 5.32%	349,959.05 349,959.05	100.97 4.03%	353,400.95 827.56	0.23% 3,441.90	Aaa/NA AAA	2.05 0.72
58769GAD5	MBALT 2024-B A3 4.23 02/15/2028	545,000.00	09/17/2024 4.24%	544,908.28 544,908.28	100.22 3.97%	546,207.18 1,024.60	0.35% 1,298.90	NA/AAA AAA	2.13 0.74
362962AD4	GMALT 2025-2 A3 4.58 05/22/2028	705,000.00	05/20/2025 4.58%	704,988.30 704,988.30	100.90 3.87%	711,326.67 986.61	0.45% 6,338.37	NA/AAA AAA	2.39 1.18
437918AC9	HAROT 2024-1 A3 5.21 08/15/2028	1,019,577.49	02/13/2024 5.21%	1,019,533.14 1,019,533.14	100.87 4.07%	1,028,439.66 2,360.89	0.66% 8,906.52	Aaa/AAA NA	2.62 0.72
161571HT4	CHAIT 2023-1 A 5.16 09/15/2028	1,320,000.00	09/07/2023 5.23%	1,319,634.10 1,319,634.10	100.94 3.83%	1,332,422.52 3,027.20	0.85% 12,788.42	NA/AAA AAA	2.71 0.68
05594HAD5	BMWLT 2025-2 A3 3.97 09/25/2028	800,000.00	10/08/2025 3.97%	799,997.76 799,997.76	100.27 3.82%	802,140.00 529.33	0.51% 2,142.24	NA/AAA AAA	2.74 1.47
47800RAD5	JDOT 2024 A3 4.96 11/15/2028	335,000.00	03/11/2024 4.96%	334,981.24 334,981.24	100.88 3.98%	337,935.61 738.49	0.22% 2,954.37	Aaa/NA AAA	2.88 0.85
096919AD7	BMWOT 2024-A A3 5.18 02/26/2029	591,367.93	06/04/2024 5.18%	591,278.11 591,278.11	100.91 3.98%	596,765.35 510.55	0.38% 5,487.24	Aaa/AAA NA	3.16 0.73
58768YAD7	MBALT 2025-A A3 4.61 04/16/2029	770,000.00	05/14/2025 4.61%	769,906.14 769,906.14	101.32 3.94%	780,153.22 1,577.64	0.50% 10,247.08	NA/AAA AAA	3.29 1.84
02582JKH2	AMXCA 2024-1 A 5.23 04/16/2029	640,000.00	04/16/2024 5.23%	639,868.80 639,868.80	101.89 3.75%	652,097.92 1,487.64	0.42% 12,229.12	NA/AAA AAA	3.29 1.22
47800DAD6	JDOT 2025 A3 4.23 09/17/2029	670,000.00	03/04/2025 4.23%	669,957.86 669,957.86	100.75 3.85%	674,998.20 1,259.60	0.43% 5,040.34	Aaa/NA AAA	3.71 1.77
44935XAD7	HART 2025-B A3 4.36 12/17/2029	585,000.00	06/03/2025 4.36%	584,947.18 584,947.18	100.95 3.87%	590,585.00 1,133.60	0.38% 5,637.82	NA/AAA AAA	3.96 1.79
92348KDY6	VZMT 2025-3 A1A 4.51 03/20/2030	1,050,000.00	03/25/2025 4.51%	1,049,954.85 1,049,954.85	100.79 4.13%	1,058,345.40 1,446.96	0.67% 8,390.55	Aaa/NA AAA	4.22 1.16

HOLDINGS REPORT



City of Murrieta | Account | As of December 31, 2025

Cusip	Security Description	Par Value/ Units	Purchase Date Purchase Yield	Cost Value Book Value	Mkt Price Mkt YTM	Market Value Accrued Int.	% of Port. Gain/Loss	Moody's/ S&P/ Fitch	Maturity Duration
02582JKP4	AMXCA 2025-2 A 4.28 04/15/2030	1,255,000.00	05/06/2025 4.28%	1,254,977.28 1,254,977.28	101.14 3.79%	1,269,324.57 2,387.29	0.81% 14,347.29	NA/AAA AAA	4.29 2.14
362549AD9	GMCAR 2025-2 A3 4.28 04/16/2030	370,000.00	05/06/2025 4.28%	369,945.54 369,945.54	100.76 3.82%	372,804.23 659.83	0.24% 2,858.69	Aaa/AAA NA	4.29 1.52
92970QAJ4	WFCIT 2025-1 A 4.34 05/15/2030	1,210,000.00	06/03/2025 4.33%	1,209,979.91 1,209,979.91	101.33 3.78%	1,226,062.75 2,333.96	0.78% 16,082.84	NA/AAA AAA	4.37 2.21
Total ABS		12,991,886.65	4.68%	12,987,801.01	100.92 3.89%	13,110,765.68 23,098.53	8.35% 122,964.67		3.23 1.29

AGENCY									
3133EPW68	FEDERAL FARM CREDIT BANKS FUNDING CORP 4.125 01/22/2026	1,400,000.00	01/24/2024 4.40%	1,392,860.00 1,392,860.00	100.03 3.60%	1,400,355.60 25,506.25	0.89% 7,495.60	Aa1/AA+ AA+	0.06 0.06
3133ERDZ1	FEDERAL FARM CREDIT BANKS FUNDING CORP 4.75 05/08/2026	1,000,000.00	05/20/2024 4.87%	997,690.00 997,690.00	100.39 3.60%	1,003,902.00 6,993.06	0.64% 6,212.00	Aa1/AA+ AA+	0.35 0.35
3130AWLZ1	FEDERAL HOME LOAN BANKS 4.75 06/12/2026	2,000,000.00	08/16/2023 4.78%	1,998,620.00 1,998,620.00	100.48 3.63%	2,009,694.00 5,013.89	1.28% 11,074.00	Aa1/AA+ AA+	0.45 0.44
3133EPZY4	FEDERAL FARM CREDIT BANKS FUNDING CORP 5.0 07/30/2026	2,000,000.00	11/09/2023 4.85%	2,007,480.00 2,007,480.00	100.73 3.71%	2,014,532.00 41,944.44	1.28% 7,052.00	Aa1/AA+ AA+	0.58 0.56
3133EPSW6	FEDERAL FARM CREDIT BANKS FUNDING CORP 4.5 08/14/2026	2,405,000.00	08/09/2023 4.58%	2,399,468.50 2,399,468.50	100.55 3.59%	2,418,191.43 41,185.63	1.54% 18,722.93	Aa1/AA+ AA+	0.62 0.60
3130AWTQ3	FEDERAL HOME LOAN BANKS 4.625 09/11/2026	4,500,000.00	-- 4.81%	4,476,030.00 4,476,030.00	100.69 3.60%	4,531,023.00 63,593.75	2.89% 54,993.00	Aa1/AA+ AA+	0.70 0.67
3130AXU63	FEDERAL HOME LOAN BANKS 4.625 11/17/2026	1,750,000.00	11/30/2023 4.53%	1,754,427.50 1,754,427.50	100.85 3.62%	1,764,946.75 9,892.36	1.12% 10,519.25	Aa1/AA+ AA+	0.88 0.85
3130AYPN0	FEDERAL HOME LOAN BANKS 4.125 01/15/2027	2,000,000.00	01/30/2024 4.21%	1,995,560.00 1,995,560.00	100.64 3.49%	2,012,804.00 38,041.67	1.28% 17,244.00	Aa1/AA+ AA+	1.04 0.99
3133EP6K6	FEDERAL FARM CREDIT BANKS FUNDING CORP 4.5 03/26/2027	1,000,000.00	04/08/2024 4.66%	995,520.00 995,520.00	101.18 3.51%	1,011,786.00 11,875.00	0.64% 16,266.00	Aa1/AA+ AA+	1.23 1.18
3130BOTY5	FEDERAL HOME LOAN BANKS 4.75 04/09/2027	1,500,000.00	04/10/2024 4.84%	1,496,115.00 1,496,115.00	101.68 3.38%	1,525,243.50 16,229.17	0.97% 29,128.50	Aa1/AA+ AA+	1.27 1.21
3133ERFJ5	FEDERAL FARM CREDIT BANKS FUNDING CORP 4.5 05/20/2027	1,000,000.00	05/20/2024 4.69%	994,830.00 994,830.00	101.31 3.52%	1,013,122.00 5,125.00	0.65% 18,292.00	Aa1/AA+ AA+	1.38 1.33

HOLDINGS REPORT



City of Murrieta | Account | As of December 31, 2025

Cusip	Security Description	Par Value/ Units	Purchase Date Purchase Yield	Cost Value Book Value	Mkt Price Mkt YTM	Market Value Accrued Int.	% of Port. Gain/Loss	Moody's/ S&P/ Fitch	Maturity Duration
3130ATS57	FEDERAL HOME LOAN BANKS 4.5 03/10/2028	3,000,000.00	03/24/2025 4.02%	3,039,480.00 3,039,480.00	102.09 3.50%	3,062,718.00 41,625.00	1.95% 23,238.00	Aa1/AA+ AA+	2.19 2.05
3130AWC24	FEDERAL HOME LOAN BANKS 4.0 06/09/2028	2,000,000.00	07/06/2023 4.49%	1,956,940.00 1,956,940.00	101.12 3.52%	2,022,358.00 4,888.89	1.29% 65,418.00	Aa1/AA+ AA+	2.44 2.30
3130AVVX7	FEDERAL HOME LOAN BANKS 3.75 06/09/2028	1,120,000.00	06/07/2023 4.00%	1,107,243.20 1,107,243.20	100.56 3.51%	1,126,301.12 2,566.67	0.72% 19,057.92	Aa1/AA+ AA+	2.44 2.31
3133EPWK7	FEDERAL FARM CREDIT BANKS FUNDING CORP 4.5 09/22/2028	2,000,000.00	10/12/2023 4.71%	1,981,460.00 1,981,460.00	102.44 3.55%	2,048,888.00 24,750.00	1.31% 67,428.00	Aa1/AA+ AA+	2.73 2.52
Total Agency		28,675,000.00	4.56%	28,593,724.20	101.02 3.56%	28,965,865.40 339,230.76	18.45% 372,141.19		1.22 1.15

AGENCY CMBS									
3137BSP72	FHMS K-058 A2 2.653 08/25/2026	2,000,000.00	02/09/2023 4.35%	1,890,546.88 1,890,546.88	99.14 3.82%	1,982,870.00 4,421.67	1.26% 92,323.12	Aa1/AA+ AAA	0.65 0.59
3137BTUM1	FHMS K-061 A2 3.347 11/25/2026	857,477.70	09/22/2022 4.23%	826,695.59 826,695.59	99.44 3.79%	852,696.40 2,391.65	0.54% 26,000.81	Aa1/AA+ AAA	0.90 0.80
3137BVZ82	FHMS K-063 A2 3.43 01/25/2027	862,000.00	-- 4.09%	839,600.51 839,600.51	99.54 3.71%	858,059.80 2,463.88	0.55% 18,459.29	Aa1/AA+ AAA	1.07 0.89
3137F1G44	FHMS K-065 A2 3.243 04/25/2027	1,000,000.00	09/19/2022 4.08%	965,468.75 965,468.75	99.26 3.71%	992,617.00 2,702.50	0.63% 27,148.25	Aa1/AA+ AAA	1.31 1.18
3137FBU79	FHMS K-069 A2 3.187 09/25/2027	1,213,921.16	05/18/2023 4.13%	1,166,075.61 1,166,075.61	98.93 3.74%	1,200,906.71 3,223.97	0.76% 34,831.11	Aa1/AAA AA+	1.73 1.61
3137F4X72	FHMS K-075 A2 3.65 02/25/2028	1,165,000.00	09/14/2023 4.92%	1,107,478.13 1,107,478.13	99.61 3.75%	1,160,487.96 3,543.54	0.74% 53,009.83	Aa1/AA+ AAA	2.15 2.00
3137FJEH8	FHMS K-081 A2 3.9 08/25/2028	1,250,000.00	05/28/2024 4.94%	1,197,265.63 1,197,265.63	100.08 3.79%	1,251,050.00 4,062.50	0.80% 53,784.37	Aa1/AA+ AAA	2.65 2.45
3137FK4M5	FHMS K-085 A2 4.06 10/25/2028	2,000,000.00	05/07/2025 4.12%	1,990,703.13 1,990,703.13	100.49 3.80%	2,009,754.00 6,766.67	1.28% 19,050.87	Aaa/AA+ AA+	2.82 2.58
3137H5YC5	FHMS K-748 A2 2.26 01/25/2029	1,500,000.00	08/19/2024 4.12%	1,385,332.03 1,385,332.03	95.51 3.84%	1,432,672.50 2,825.00	0.91% 47,340.47	Aa1/AA+ AAA	3.07 2.83
3137FLMV3	FHMS K-090 A2 3.422 02/25/2029	2,000,000.00	03/27/2025 4.30%	1,932,500.00 1,932,500.00	98.66 3.83%	1,973,250.00 5,703.33	1.26% 40,750.00	Aa1/AAA AA+	3.15 2.88

HOLDINGS REPORT



City of Murrieta | Account | As of December 31, 2025

Cusip	Security Description	Par Value/ Units	Purchase Date Purchase Yield	Cost Value Book Value	Mkt Price Mkt YTM	Market Value Accrued Int.	% of Port. Gain/Loss	Moody's/ S&P/ Fitch	Maturity Duration
3137HA4B9	FHMS K-751 A2 4.412 03/25/2030	2,000,000.00	03/26/2025 4.37%	1,997,890.63 1,997,890.63	101.42 3.97%	2,028,316.00 7,353.33	1.29% 30,425.37	Aaa/AA+ AA+	4.23 3.50
Total Agency CMBS		15,848,398.86	4.33%	15,299,556.89 15,299,556.89	99.36 3.81%	15,742,680.37 45,458.05	10.03% 443,123.48		2.35 2.11
CASH									
CCYUSD	Receivable	1,478.73	--	1,478.73 1,478.73	1.00	1,478.73 0.00	0.00% 0.00	Aaa/AAA AAA	0.00 0.00
Total Cash		1,478.73		1,478.73 1,478.73	1.00	1,478.73 0.00	0.00% 0.00		0.00 0.00
CORPORATE									
037833BY5	APPLE INC 3.25 02/23/2026	1,000,000.00	02/22/2023 4.72%	959,390.00 959,390.00	99.90 3.92%	998,991.00 11,555.56	0.64% 39,601.00	Aaa/AA+ NA	0.15 0.14
57629W6F2	MASSMUTUAL GLOBAL FUNDING II 4.5 04/10/2026	750,000.00	04/04/2023 4.52%	749,482.50 749,482.50	100.15 3.91%	751,121.25 7,593.75	0.48% 1,638.75	Aa3/AA+ AA+	0.27 0.27
00440EAV9	CHUBB INA HOLDINGS LLC 3.35 05/03/2026	1,000,000.00	09/13/2023 5.23%	954,220.00 954,220.00	99.81 3.90%	998,121.00 5,397.22	0.64% 43,901.00	A2/A A	0.34 0.33
58989V2F0	MET TOWER GLOBAL FUNDING 5.4 06/20/2026	1,000,000.00	06/12/2023 5.38%	1,000,440.00 1,000,440.00	100.64 3.99%	1,006,419.00 1,650.00	0.64% 5,979.00	Aa3/AA- AA-	0.47 0.46
69371RS56	PACCAR FINANCIAL CORP 5.05 08/10/2026	1,450,000.00	-- 4.99%	1,451,925.00 1,451,925.00	100.69 3.87%	1,460,048.50 28,679.79	0.93% 8,123.50	A1/A+ NA	0.61 0.58
06428CAA2	BANK OF AMERICA NA 5.526 08/18/2026	1,000,000.00	09/13/2023 5.57%	998,810.00 998,810.00	100.91 4.04%	1,009,079.00 20,415.50	0.64% 10,269.00	Aa2/A+ AA	0.63 0.52
713448FW3	PEPSICO INC 5.125 11/10/2026	510,000.00	11/08/2023 5.13%	509,862.30 509,862.30	101.05 3.87%	515,331.54 3,702.81	0.33% 5,469.24	A1/A+ NA	0.86 0.75
48125LRU8	JPMORGAN CHASE BANK NA 5.11 12/08/2026	1,575,000.00	-- 5.08%	1,576,460.00 1,576,460.00	101.08 3.92%	1,591,989.53 5,141.94	1.01% 15,529.53	Aa2/AA- AA	0.94 0.82
24422EXF1	JOHN DEERE CAPITAL CORP 4.5 01/08/2027	1,000,000.00	01/10/2024 4.52%	999,460.00 999,460.00	100.76 3.73%	1,007,569.00 21,625.00	0.64% 8,109.00	A1/A A+	1.02 0.97
78016HZT0	ROYAL BANK OF CANADA 4.875 01/19/2027	1,245,000.00	01/10/2024 4.88%	1,244,688.75 1,244,688.75	101.03 3.86%	1,257,883.26 27,312.19	0.80% 13,194.51	A1/A AA-	1.05 0.99

HOLDINGS REPORT



City of Murrieta | Account | As of December 31, 2025

Cusip	Security Description	Par Value/ Units	Purchase Date Purchase Yield	Cost Value Book Value	Mkt Price Mkt YTM	Market Value Accrued Int.	% of Port. Gain/Loss	Moody's/ S&P/ Fitch	Maturity Duration
17275RBQ4	CISCO SYSTEMS INC 4.8 02/26/2027	1,500,000.00	02/29/2024 4.78%	1,500,810.00 1,500,810.00	101.12 3.79%	1,516,816.50 25,000.00	0.97% 16,006.50	A1/AA- NA	1.16 1.02
857477CL5	STATE STREET CORP 4.993 03/18/2027	1,210,000.00	03/13/2024 4.99%	1,210,000.00 1,210,000.00	101.34 3.85%	1,226,201.90 17,285.49	0.78% 16,201.90	Aa3/A AA-	1.21 1.08
665859AW4	NORTHERN TRUST CORP 4.0 05/10/2027	1,000,000.00	09/14/2022 4.23%	990,460.00 990,460.00	100.33 3.75%	1,003,262.00 5,666.67	0.64% 12,802.00	A2/A+ A+	1.36 1.22
009158AY2	AIR PRODUCTS AND CHEMICALS INC 1.85 05/15/2027	1,500,000.00	02/09/2024 4.71%	1,371,945.00 1,371,945.00	97.49 3.74%	1,462,392.00 3,545.83	0.93% 90,447.00	A2/A NA	1.37 1.33
437076DB5	HOME DEPOT INC 4.875 06/25/2027	740,000.00	-- 4.95%	738,545.60 738,545.60	101.69 3.69%	752,513.40 601.25	0.48% 13,967.80	A2/A A	1.48 1.34
09290DAH4	BLACKROCK INC 4.6 07/26/2027	750,000.00	07/18/2024 4.57%	750,645.00 750,645.00	101.32 3.73%	759,865.50 14,854.17	0.48% 9,220.50	Aa3/AA- NA	1.57 1.40
532457CP1	ELI LILLY AND CO 4.15 08/14/2027	1,250,000.00	08/22/2024 4.10%	1,251,637.50 1,251,637.50	100.74 3.67%	1,259,202.50 19,741.32	0.80% 7,565.00	Aa3/A+ NA	1.62 1.45
023135BC9	AMAZON.COM INC 3.15 08/22/2027	1,000,000.00	07/30/2024 4.55%	960,450.00 960,450.00	99.19 3.66%	991,874.00 11,287.50	0.63% 31,424.00	A1/AA AA-	1.64 1.56
89236TKJ3	TOYOTA MOTOR CREDIT CORP 4.55 09/20/2027	1,000,000.00	06/20/2024 4.89%	989,900.00 989,900.00	101.24 3.79%	1,012,382.00 12,765.28	0.64% 22,482.00	A1/A+ A+	1.72 1.62
64952WFJ7	NEW YORK LIFE GLOBAL FUNDING 3.9 10/01/2027	1,000,000.00	09/25/2024 3.91%	999,820.00 999,820.00	100.15 3.81%	1,001,534.00 9,750.00	0.64% 1,714.00	Aa1/AA+ AAA	1.75 1.66
91324PDE9	UNITEDHEALTH GROUP INC 2.95 10/15/2027	1,250,000.00	07/30/2024 4.60%	1,189,300.00 1,189,300.00	98.60 3.77%	1,232,451.25 7,784.72	0.79% 43,151.25	A2/A+ A	1.79 1.71
24422EXZ7	JOHN DEERE CAPITAL CORP 4.65 01/07/2028	700,000.00	01/06/2025 4.66%	699,790.00 699,790.00	101.72 3.75%	712,041.40 15,732.50	0.45% 12,251.40	A1/A A+	2.02 1.87
64952WCX9	NEW YORK LIFE GLOBAL FUNDING 3.0 01/10/2028	1,000,000.00	08/26/2025 4.04%	976,720.00 976,720.00	98.20 3.94%	981,956.00 14,250.00	0.63% 5,236.00	Aa1/AA+ AAA	2.03 1.91
63743HFW7	NATIONAL RURAL UTILITIES COOPERATIVE FINANCE CORP 4.75 02/07/2028	1,500,000.00	06/17/2025 4.40%	1,512,345.00 1,512,345.00	101.52 3.99%	1,522,744.50 28,500.00	0.97% 10,399.50	A2/NA A	2.10 1.87
57629TBW6	MASSMUTUAL GLOBAL FUNDING II 4.45 03/27/2028	1,340,000.00	03/20/2025 4.49%	1,338,405.40 1,338,405.40	101.03 3.96%	1,353,826.12 15,570.06	0.86% 15,420.72	Aa3/AA+ AA+	2.24 2.09
74456QBU9	PUBLIC SERVICE ELECTRIC AND GAS CO 3.7 05/01/2028	750,000.00	06/22/2023 4.79%	715,005.00 715,005.00	99.60 3.88%	746,989.50 4,625.00	0.48% 31,984.50	A1/A NA	2.33 2.20

HOLDINGS REPORT



City of Murrieta | Account | As of December 31, 2025

Cusip	Security Description	Par Value/ Units	Purchase Date Purchase Yield	Cost Value Book Value	Mkt Price Mkt YTM	Market Value Accrued Int.	% of Port. Gain/Loss	Moody's/ S&P/ Fitch	Maturity Duration
90331HPS6	US BANK NA 4.73 05/15/2028	1,330,000.00	05/12/2025 4.88%	1,330,000.00 1,330,000.00	101.01 4.24%	1,343,429.01 8,038.37	0.86% 13,429.01	A2/A+ A+	2.37 1.31
341081GN1	FLORIDA POWER & LIGHT CO 4.4 05/15/2028	1,500,000.00	05/22/2023 4.64%	1,484,025.00 1,484,025.00	101.25 3.84%	1,518,681.00 8,433.33	0.97% 34,656.00	Aa2/A+ AA-	2.37 2.07
87612EBU9	TARGET CORP 4.35 06/15/2028	570,000.00	06/05/2025 4.35%	569,994.30 569,994.30	101.17 3.85%	576,666.15 1,102.00	0.37% 6,671.85	A2/A A	2.46 2.23
26444HAE1	DUKE ENERGY FLORIDA LLC 3.8 07/15/2028	1,000,000.00	06/04/2025 4.32%	985,120.00 985,120.00	99.89 3.84%	998,933.00 17,522.22	0.64% 13,813.00	A1/A NA	2.54 2.35
66815L2X6	NORTHWESTERN MUTUAL GLOBAL FUNDING 4.125 08/25/2028	1,000,000.00	08/25/2025 4.03%	1,002,660.00 1,002,660.00	100.40 3.96%	1,004,015.00 14,437.50	0.64% 1,355.00	Aa1/AA+ AAA	2.65 2.45
74456QBX3	PUBLIC SERVICE ELECTRIC AND GAS CO 3.65 09/01/2028	1,000,000.00	07/24/2025 4.23%	983,400.00 983,400.00	99.26 3.94%	992,620.00 12,166.67	0.63% 9,220.00	A1/A NA	2.67 2.48
437076DH2	HOME DEPOT INC 3.75 09/15/2028	570,000.00	09/08/2025 3.77%	569,629.50 569,629.50	100.03 3.74%	570,160.17 6,293.75	0.36% 530.67	A2/A A	2.71 2.52
14913UBD1	CATERPILLAR FINANCIAL SERVICES CORP 3.95 11/14/2028	1,000,000.00	11/26/2025 3.83%	1,003,180.00 1,003,180.00	100.24 3.86%	1,002,351.00 5,156.94	0.64% (829.00)	A2/A A+	2.87 2.67
713448GL6	PEPSICO INC 4.1 01/15/2029	1,000,000.00	07/24/2025 4.19%	997,190.00 997,190.00	100.55 3.91%	1,005,480.00 17,994.44	0.64% 8,290.00	A1/A+ NA	3.04 2.71
06368MJG0	BANK OF MONTREAL 5.004 01/27/2029	1,500,000.00	01/24/2025 4.96%	1,501,860.00 1,501,860.00	101.89 4.15%	1,528,420.50 32,109.00	0.97% 26,560.50	A2/A- AA-	3.07 1.91
61748UAK8	MORGAN STANLEY 4.133 10/18/2029	580,000.00	10/17/2025 4.36%	580,000.00 580,000.00	99.97 4.27%	579,813.24 4,594.52	0.37% (186.76)	A1/A- A+	3.80 2.59
Total Corporate		39,070,000.00	4.63%	38,647,575.85 38,647,575.85	100.48 3.88%	39,253,174.72 467,882.29	25.00% 605,598.87		1.71 1.49
MONEY MARKET FUND									
31846V567	FIRST AMER:GVT OBLG Z	163,471.63	-- 3.64%	163,471.63 163,471.63	1.00 3.64%	163,471.63 0.00	0.10% 0.00	Aaa/AAAm AAA	0.00 0.00
Total Money Market Fund		163,471.63	3.64%	163,471.63 163,471.63	1.00 3.64%	163,471.63 0.00	0.10% 0.00		0.00 0.00

HOLDINGS REPORT



City of Murrieta | Account | As of December 31, 2025

Cusip	Security Description	Par Value/ Units	Purchase Date Purchase Yield	Cost Value Book Value	Mkt Price Mkt YTM	Market Value Accrued Int.	% of Port. Gain/Loss	Moody's/ S&P/ Fitch	Maturity Duration
SUPRANATIONAL									
459058LT8	INTERNATIONAL BANK FOR RECONSTRUCTION AND DEVELOPM 3.625 05/05/2028	1,335,000.00	04/29/2025 3.70%	1,332,036.30 1,332,036.30	100.12 3.57%	1,336,537.92 7,527.92	0.85% 4,501.62	Aaa/AAA NA	2.34 2.21
459058KT9	INTERNATIONAL BANK FOR RECONSTRUCTION AND DEVELOPM 3.5 07/12/2028	500,000.00	07/24/2023 4.26%	483,115.00 483,115.00	99.78 3.59%	498,917.50 8,215.28	0.32% 15,802.50	Aaa/AAA NA	2.53 2.36
Total Supranational		1,835,000.00	3.86%	1,815,151.30 1,815,151.30	100.03 3.58%	1,835,455.42 15,743.19	1.17% 20,304.12		2.40 2.25
US TREASURY									
9128286L9	UNITED STATES TREASURY 2.25 03/31/2026	2,500,000.00	09/14/2022 3.74%	2,377,832.03 2,377,832.03	99.67 3.60%	2,491,772.50 14,371.57	1.59% 113,940.47	Aa1/AA+ AA+	0.25 0.24
91282CGV7	UNITED STATES TREASURY 3.75 04/15/2026	2,000,000.00	03/20/2024 4.63%	1,965,703.13 1,965,703.13	100.05 3.55%	2,000,944.00 16,071.43	1.27% 35,240.87	Aa1/AA+ AA+	0.29 0.28
912828U24	UNITED STATES TREASURY 2.0 11/15/2026	3,000,000.00	09/13/2023 4.66%	2,767,031.25 2,767,031.25	98.68 3.56%	2,960,361.00 7,790.06	1.89% 193,329.75	Aa1/AA+ AA+	0.87 0.85
91282CEF4	UNITED STATES TREASURY 2.5 03/31/2027	2,500,000.00	11/17/2022 4.02%	2,349,414.06 2,349,414.06	98.76 3.53%	2,469,042.50 15,968.41	1.57% 119,628.44	Aa1/AA+ AA+	1.25 1.20
91282CEW7	UNITED STATES TREASURY 3.25 06/30/2027	1,300,000.00	12/12/2022 3.87%	1,266,687.50 1,266,687.50	99.66 3.49%	1,295,531.90 116.71	0.83% 28,844.40	Aa1/AA+ AA+	1.50 1.45
91282CFB2	UNITED STATES TREASURY 2.75 07/31/2027	2,000,000.00	07/26/2023 4.30%	1,887,109.38 1,887,109.38	98.87 3.49%	1,977,422.00 23,016.30	1.26% 90,312.62	Aa1/AA+ AA+	1.58 1.51
91282CFH9	UNITED STATES TREASURY 3.125 08/31/2027	2,500,000.00	01/24/2023 3.65%	2,445,117.19 2,445,117.19	99.43 3.48%	2,485,645.00 26,545.23	1.58% 40,527.81	Aa1/AA+ AA+	1.67 1.58
91282CFM8	UNITED STATES TREASURY 4.125 09/30/2027	1,600,000.00	02/22/2023 4.19%	1,595,500.00 1,595,500.00	101.07 3.48%	1,617,124.80 16,862.64	1.03% 21,624.80	Aa1/AA+ AA+	1.75 1.65
9128283F5	UNITED STATES TREASURY 2.25 11/15/2027	1,400,000.00	06/07/2023 4.05%	1,298,937.50 1,298,937.50	97.78 3.49%	1,368,938.20 4,089.78	0.87% 70,000.70	Aa1/AA+ AA+	1.87 1.80
91282CGH8	UNITED STATES TREASURY 3.5 01/31/2028	1,500,000.00	11/26/2024 4.24%	1,467,070.31 1,467,070.31	100.02 3.49%	1,500,292.50 21,970.11	0.96% 33,222.19	Aa1/AA+ AA+	2.08 1.96
9128283W8	UNITED STATES TREASURY 2.75 02/15/2028	2,750,000.00	09/27/2024 3.51%	2,684,257.81 2,684,257.81	98.49 3.49%	2,708,535.50 28,564.88	1.73% 24,277.69	Aa1/AA+ AA+	2.13 2.02

HOLDINGS REPORT



City of Murrieta | Account | As of December 31, 2025

Cusip	Security Description	Par Value/ Units	Purchase Date Purchase Yield	Cost Value Book Value	Mkt Price Mkt YTM	Market Value Accrued Int.	% of Port. Gain/Loss	Moody's/ S&P/ Fitch	Maturity Duration
9128284V9	UNITED STATES TREASURY 2.875 08/15/2028	2,500,000.00	11/12/2024 4.34%	2,374,804.69 2,374,804.69	98.39 3.52%	2,459,862.50 27,148.44	1.57% 85,057.81	Aa1/AA+ AA+	2.62 2.47
91282CNY3	UNITED STATES TREASURY 3.375 09/15/2028	3,000,000.00	09/29/2025 3.64%	2,978,203.13 2,978,203.13	99.59 3.53%	2,987,694.00 30,207.18	1.90% 9,490.87	Aa1/AA+ AA+	2.71 2.53
91282CPC9	UNITED STATES TREASURY 3.5 10/15/2028	2,500,000.00	11/10/2025 3.58%	2,494,433.59 2,494,433.59	99.90 3.54%	2,497,460.00 18,750.00	1.59% 3,026.41	Aa1/AA+ AA+	2.79 2.61
91282CDF5	UNITED STATES TREASURY 1.375 10/31/2028	2,500,000.00	09/16/2025 3.50%	2,344,433.59 2,344,433.59	94.21 3.55%	2,355,272.50 5,887.43	1.50% 10,838.91	Aa1/AA+ AA+	2.84 2.72
9128285M8	UNITED STATES TREASURY 3.125 11/15/2028	2,000,000.00	04/22/2024 4.72%	1,870,625.00 1,870,625.00	98.88 3.54%	1,977,656.00 8,114.64	1.26% 107,031.00	Aa1/AA+ AA+	2.88 2.71
91282CPP0	UNITED STATES TREASURY 3.5 12/15/2028	2,300,000.00	12/30/2025 3.50%	2,299,820.31 2,299,820.31	99.88 3.54%	2,297,304.40 3,759.62	1.46% (2,515.91)	Aa1/AA+ AA+	2.96 2.78
91282CKD2	UNITED STATES TREASURY 4.25 02/28/2029	2,250,000.00	01/30/2025 4.31%	2,244,726.56 2,244,726.56	102.02 3.57%	2,295,526.50 32,491.37	1.46% 50,799.94	Aa1/AA+ AA+	3.16 2.90
91282CEM9	UNITED STATES TREASURY 2.875 04/30/2029	2,750,000.00	10/30/2025 3.64%	2,681,787.11 2,681,787.11	97.79 3.59%	2,689,200.25 13,541.09	1.71% 7,413.14	Aa1/AA+ AA+	3.33 3.12
91282CLC3	UNITED STATES TREASURY 4.0 07/31/2029	2,000,000.00	10/29/2024 4.10%	1,991,093.75 1,991,093.75	101.29 3.61%	2,025,860.00 33,478.26	1.29% 34,766.25	Aa1/AA+ AA+	3.58 3.26
91282CFJ5	UNITED STATES TREASURY 3.125 08/31/2029	2,750,000.00	12/17/2024 4.26%	2,618,730.47 2,618,730.47	98.31 3.62%	2,703,593.75 29,199.76	1.72% 84,863.28	Aa1/AA+ AA+	3.67 3.38
91282CFT3	UNITED STATES TREASURY 4.0 10/31/2029	1,700,000.00	02/12/2025 4.49%	1,665,203.13 1,665,203.13	101.31 3.63%	1,722,246.20 11,646.41	1.10% 57,043.07	Aa1/AA+ AA+	3.83 3.50
91282CFY2	UNITED STATES TREASURY 3.875 11/30/2029	3,000,000.00	03/24/2025 4.06%	2,976,679.69 2,976,679.69	100.84 3.64%	3,025,077.00 10,219.78	1.93% 48,397.31	Aa1/AA+ AA+	3.91 3.59
91282CGB1	UNITED STATES TREASURY 3.875 12/31/2029	3,000,000.00	07/30/2025 3.91%	2,995,312.50 2,995,312.50	100.85 3.64%	3,025,431.00 321.13	1.93% 30,118.50	Aa1/AA+ AA+	4.00 3.67
91282CGZ8	UNITED STATES TREASURY 3.5 04/30/2030	3,000,000.00	12/09/2025 3.75%	2,969,296.88 2,969,296.88	99.28 3.68%	2,978,319.00 17,983.43	1.90% 9,022.12	Aa1/AA+ AA+	4.33 3.95
Total US Treasury		58,300,000.00	4.00%	56,609,810.56 56,609,810.56	99.37 3.56%	57,916,113.00 418,115.64	36.89% 1,306,302.44		2.55 2.38
Total Portfolio		156,885,235.87	4.35%	154,118,570.17 154,118,570.17	99.98 3.69%	156,989,004.94 1,309,528.47	100.00% 2,870,434.76		2.13 1.81

HOLDINGS REPORT



City of Murrieta | Account | As of December 31, 2025

Cusip	Security Description	Par Value/ Units	Purchase Date Purchase Yield	Cost Value Book Value	Mkt Price Mkt YTM	Market Value Accrued Int.	% of Port. Gain/Loss	Moody's/ S&P/ Fitch	Maturity Duration
Total Market Value + Accrued						158,298,533.41			

TRANSACTIONS

TRANSACTION LEDGER



City of Murrieta | Account | 10/01/2025 Through 12/31/2025 |

Transaction Type	Settlement Date	CUSIP	Quantity	Security Description	Price	Acq/Disp Yield	Amount	Interest Pur/Sold	Total Amount	Gain/Loss
ACQUISITIONS										
Purchase	10/15/2025	05594HAD5	800,000.00	BMWLT 2025-2 A3 3.97 09/25/2028	100.000	3.97%	(799,997.76)	0.00	(799,997.76)	0.00
Purchase	10/22/2025	61748UAK8	580,000.00	MORGAN STANLEY 4.133 10/18/2029	100.000	4.36%	(580,000.00)	0.00	(580,000.00)	0.00
Purchase	10/31/2025	91282CEM9	2,750,000.00	UNITED STATES TREASURY 2.875 04/30/2029	97.520	3.64%	(2,681,787.11)	0.00	(2,681,787.11)	0.00
Purchase	11/17/2025	91282CPC9	2,500,000.00	UNITED STATES TREASURY 3.5 10/15/2028	99.777	3.58%	(2,494,433.59)	(7,932.69)	(2,502,366.28)	0.00
Purchase	11/28/2025	14913UBD1	1,000,000.00	CATERPILLAR FINANCIAL SERVICES CORP 3.95 11/14/2028	100.318	3.83%	(1,003,180.00)	(1,536.11)	(1,004,716.11)	0.00
Purchase	12/10/2025	91282CGZ8	3,000,000.00	UNITED STATES TREASURY 3.5 04/30/2030	98.977	3.75%	(2,969,296.88)	(11,602.21)	(2,980,899.09)	0.00
Purchase	12/31/2025	91282CPP0	2,300,000.00	UNITED STATES TREASURY 3.5 12/15/2028	99.992	3.50%	(2,299,820.31)	(3,538.46)	(2,303,358.77)	0.00
Total Purchase			12,930,000.00				(12,828,515.65)	(24,609.47)	(12,853,125.12)	0.00
TOTAL ACQUISITIONS			12,930,000.00				(12,828,515.65)	(24,609.47)	(12,853,125.12)	0.00
DISPOSITIONS										
Maturity	10/31/2025	9128285J5	(2,500,000.00)	UNITED STATES TREASURY 3.0 10/31/2025	100.000	3.02%	2,500,000.00	0.00	2,500,000.00	1,367.19
Maturity	11/15/2025	912828M56	(2,500,000.00)	UNITED STATES TREASURY 2.25 11/15/2025	100.000	3.11%	2,500,000.00	0.00	2,500,000.00	68,847.66
Maturity	12/01/2025	023135CN4	(425,000.00)	AMAZON.COM INC 4.6 12/01/2025	100.000	4.60%	425,000.00	0.00	425,000.00	25.50
Total Maturity			(5,425,000.00)				5,425,000.00	0.00	5,425,000.00	70,240.35

TRANSACTION LEDGER



City of Murrieta | Account | 10/01/2025 Through 12/31/2025 |

Transaction Type	Settlement Date	CUSIP	Quantity	Security Description	Price	Acq/Disp Yield	Amount	Interest Pur/Sold	Total Amount	Gain/Loss
Sale	12/10/2025	9128285T3	(2,500,000.00)	UNITED STATES TREASURY 2.625 12/31/2025	99.938	3.76%	2,498,437.50	29,067.60	2,527,505.10	85,644.53
Sale	12/31/2025	912828YX2	(1,750,000.00)	UNITED STATES TREASURY 1.75 12/31/2026	98.270	3.96%	1,719,716.80	0.00	1,719,716.80	78,476.57
Total Sale			(4,250,000.00)				4,218,154.30	29,067.60	4,247,221.90	164,121.10
TOTAL DISPOSITIONS			(9,675,000.00)				9,643,154.30	29,067.60	9,672,221.90	234,361.45

IMPORTANT DISCLOSURES



2025 Chandler Asset Management, Inc, An Independent Registered Investment Adviser.

Information contained herein is confidential. Prices are provided by ICE Data Services Inc (“IDS”), an independent pricing source. In the event IDS does not provide a price or if the price provided is not reflective of fair market value, Chandler will obtain pricing from an alternative approved third party pricing source in accordance with our written valuation policy and procedures. Our valuation procedures are also disclosed in Item 5 of our Form ADV Part 2A.

Performance results are presented gross-of-advisory fees and represent the client’s Total Return. The deduction of advisory fees lowers performance results. These results include the reinvestment of dividends and other earnings. Past performance may not be indicative of future results. Therefore, clients should not assume that future performance of any specific investment or investment strategy will be profitable or equal to past performance levels. All investment strategies have the potential for profit or loss. Economic factors, market conditions or changes in investment strategies, contributions or withdrawals may materially alter the performance and results of your portfolio.

Index returns assume reinvestment of all distributions. Historical performance results for investment indexes generally do not reflect the deduction of transaction and/or custodial charges or the deduction of an investment management fee, the incurrence of which would have the effect of decreasing historical performance results. It is not possible to invest directly in an index.

Source ICE Data Indices, LLC (“ICE”), used with permission. ICE permits use of the ICE indices and related data on an “as is” basis; ICE, its affiliates and their respective third party suppliers disclaim any and all warranties and representations, express and/or implied, including any warranties of merchantability or fitness for a particular purpose or use, including the indices, index data and any data included in, related to, or derived therefrom. Neither ICE data, its affiliates or their respective third party providers guarantee the quality, adequacy, accuracy, timeliness or completeness of the indices or the index data or any component thereof, and the indices and index data and all components thereof are provided on an “as is” basis and licensee’s use it at licensee’s own risk. ICE data, its affiliates and their respective third party do not sponsor, endorse, or recommend chandler asset management, or any of its products or services.

This report is provided for informational purposes only and should not be construed as a specific investment or legal advice. The information contained herein was obtained from sources believed to be reliable as of the date of publication, but may become outdated or superseded at any time without notice. Any opinions or views expressed are based on current market conditions and are subject to change. This report may contain forecasts and forward-looking statements which are inherently limited and should not be relied upon as indicator of future results. Past performance is not indicative of future results. This report is not intended to constitute an offer, solicitation, recommendation or advice regarding any securities or investment strategy and should not be regarded by recipients as a substitute for the exercise of their own judgment.

Fixed income investments are subject to interest, credit and market risk. Interest rate risk: the value of fixed income investments will decline as interest rates rise. Credit risk: the possibility that the borrower may not be able to repay interest and principal. Low rated bonds generally have to pay higher interest rates to attract investors willing to take on greater risk. Market risk: the bond market in general could decline due to economic conditions, especially during periods of rising interest rates.

Ratings information have been provided by Moody’s, S&P and Fitch through data feeds we believe to be reliable as of the date of this statement, however we cannot guarantee its accuracy.

Security level ratings for U.S. Agency issued mortgage-backed securities (“MBS”) reflect the issuer rating because the securities themselves are not rated. The issuing U.S. Agency guarantees the full and timely payment of both principal and interest.

Benchmark	Disclosure
ICE BofA 1-3 Yr US Treasury Index	The ICE BofA 1-3 Year US Treasury Index tracks the performance of US dollar-denominated sovereign debt publicly issued by the US government in its domestic market. Qualifying securities must have at least one year remaining term to final maturity and less than three years remaining term to final maturity, a fixed coupon schedule, and a minimum amount outstanding of \$1 billion. Qualifying securities must have at least 18 months to final maturity at the time of issuance.



MALIA M. COHEN
California State Controller

LOCAL AGENCY INVESTMENT FUND
REMITTANCE ADVICE

Agency Name MURRIETA
Account Number

As of 1/15/2026, your Local Agency Investment Fund account has been directly credited with the interest earned on your deposits for the quarter ending 12/31/2025.

Earnings Ratio		0.00011512010685708
Interest Rate		4.20%
Dollar Day Total	\$	1,047,708,771.06
Quarter End Principal Balance	\$	62,043,673.26
Quarterly Interest Earned	\$	120,612.35



STAGECOACH SWEEP

WELLS FARGO BANK, N.A.

Page 1 of 2

CITY OF MURRIETA
GENERAL OPERATING ACCOUNT
1 TOWN SQ
MURRIETA CA 92562-7922

Account Number - DDA

THIS STATEMENT COVERS 10/01/2025 THROUGH 10/31/2025

FUNDS HELD ON COMPANY'S BEHALF IN THE OMNIBUS DEPOSIT ACCOUNT AT BANK ARE DEPOSITS AND ARE ELIGIBLE FOR FDIC INSURANCE IN ACCORDANCE WITH FDIC RULES AND LIMITS. COMPANY'S MMMF SHARES HELD IN THE OMNIBUS INVESTMENT ACCOUNT IN BANK'S NAME AT THE CUSTODIAN OF THE MMMF ARE NOT DEPOSITS AND ARE NOT ELIGIBLE FOR FDIC INSURANCE. COMPANY IS THE OWNER OF ITS MMMF SHARES.

ALLSPRING GOVERNMENT FUND SELECT CLS

FUND SUMMARY

Dividends Earned YTD 4,188,619.61
Federal Withholding YTD .00
7-Day Simple Yield 4.02843 %
Federal Withholding .00

Beginning Balance 116,023,154.15
Shares Purchased 6,019,086.89 +
Shares Redeemed 9,546,022.78 -
Ending Balance 112,496,218.26

Prior Month Dividends Paid to Checking 398,851.11
Dividends Earned in Current Month 386,298.65
Funds Pending Redemption 252,853.29-

Transaction Detail

Date	Description	Amount
10-01-2025	Beginning Balance	116,023,154.15
10-01-2025	Sweep Funds Return To DDA	2,043,320.71
10-02-2025	Next Day Sweep Purchase	365,443.74
10-03-2025	Sweep Funds Return To DDA	562,921.67
10-06-2025	Sweep Funds Return To DDA	778,523.44
10-07-2025	Sweep Funds Return To DDA	48,152.55
10-08-2025	Sweep Funds Return To DDA	123,474.21
10-09-2025	Sweep Funds Return To DDA	128,467.96
10-10-2025	Sweep Funds Return To DDA	294.72
10-14-2025	Sweep Funds Return To DDA	167,165.76
10-15-2025	Sweep Funds Return To DDA	2,060,490.79
10-16-2025	Sweep Funds Return To DDA	353,476.18
10-17-2025	Next Day Sweep Purchase	60,489.19
10-20-2025	Sweep Funds Return To DDA	566,478.42
10-21-2025	Sweep Funds Return To DDA	55,006.99
10-22-2025	Sweep Funds Return To DDA	125,268.27
10-23-2025	Next Day Sweep Purchase	1,202,836.96
10-24-2025	Sweep Funds Return To DDA	173,796.62
10-27-2025	Next Day Sweep Purchase	4,158,260.35
10-28-2025	Sweep Funds Return To DDA	208,083.92
10-29-2025	Sweep Funds Return To DDA	1,979,453.33
10-30-2025	Sweep Funds Return To DDA	171,647.24
10-31-2025	Next Day Sweep Purchase	232,056.65
10-31-2025	Ending Balance	112,496,218.26

Daily Balance Information

Date	Investment Balance	Annualized Fund Yield	Daily Dividend Factor	Daily Accrual
10-01	113,979,833.44	4.080 %	.000111783	12,741.01
10-02	114,345,277.18	4.076 %	.000111673	12,769.28

Date	Investment Balance	Annualized Fund Yield	Daily Dividend Factor	Daily Accrual
10-03	113,782,355.51	4.072 %	.000111563	12,693.90
10-04*	113,003,832.07	4.072 %	.000111563	12,607.05
10-05*	113,003,832.07	4.072 %	.000111563	12,607.05
10-06	113,003,832.07	4.058 %	.000111191	12,565.01
10-07	112,955,679.52	4.046 %	.000110852	12,521.36
10-08	112,832,205.31	4.034 %	.000110539	12,472.36
10-09	112,703,737.35	4.032 %	.000110489	12,452.52
10-10	112,703,442.63	4.040 %	.000110700	12,476.27
10-11*	112,536,276.87	4.040 %	.000110700	12,457.77
10-12*	112,536,276.87	4.040 %	.000110700	12,457.77
10-13*	112,536,276.87	4.040 %	.000110700	12,457.77
10-14	112,536,276.87	4.055 %	.000111097	12,502.44
10-15	110,475,786.08	4.090 %	.000112075	12,381.57
10-16	110,122,309.90	4.114 %	.000112731	12,414.20
10-17	110,182,799.09	4.080 %	.000111786	12,316.89
10-18*	109,616,320.67	4.080 %	.000111786	12,253.57
10-19*	109,616,320.67	4.080 %	.000111786	12,253.57
10-20	109,616,320.67	4.045 %	.000110828	12,148.56
10-21	109,561,313.68	4.068 %	.000111473	12,213.13
10-22	109,436,045.41	4.070 %	.000111522	12,204.53
10-23	110,638,882.37	4.074 %	.000111639	12,351.61
10-24	110,465,085.75	4.079 %	.000111774	12,347.12
10-25*	110,465,085.75	4.079 %	.000111774	12,347.12
10-26*	110,465,085.75	4.079 %	.000111774	12,347.12
10-27	114,623,346.10	4.091 %	.000112095	12,848.70
10-28	114,415,262.18	4.101 %	.000112357	12,855.36
10-29	112,435,808.85	4.095 %	.000112203	12,615.64
10-30	112,264,161.61	3.988 %	.000109284	12,268.68
10-31	112,496,218.26	4.006 %	.000109779	12,349.72
TOTAL MTD				386,298.65

* Indicates non-business day

THANK YOU FOR BANKING WITH WELLS FARGO.

MONEY MARKET MUTUAL FUNDS (EACH, A "MMMF") ARE NOT FDIC INSURED, HAVE NO BANK GUARANTY AND MAY LOSE VALUE.

An Investment in a MMMF is not insured by the Federal Deposit Insurance Corporation or any other government agency. Although the MMMF's seek to preserve the value of customer's investment at \$1.00 per share, it is possible to lose money by investing in a MMMF.

Allspring Funds Management, LLC, a wholly owned subsidiary of Allspring Global Investments Holdings, LLC ("Allspring Global"), provides investment advisory and administrative services for the Allspring Funds?. Other subsidiaries of Allspring Global provide sub-advisory and other services for the funds. The funds are distributed by Allspring Funds Distributor, LLC, Member FINRA/SIPC, a subsidiary of Allspring Global.

This material must be accompanied or preceded by a current prospectus for name of the Fund(s) selected. Please read the prospectus carefully before investing.



STAGECOACH SWEEP

WELLS FARGO BANK, N.A.

Page 1 of 2

CITY OF MURRIETA
 GENERAL OPERATING ACCOUNT
 1 TOWN SQ
 MURRIETA CA 92562-7922

Account Number - DDA

THIS STATEMENT COVERS 11/01/2025 THROUGH 11/30/2025

FUNDS HELD ON COMPANY'S BEHALF IN THE OMNIBUS DEPOSIT ACCOUNT AT BANK ARE DEPOSITS AND ARE ELIGIBLE FOR FDIC INSURANCE IN ACCORDANCE WITH FDIC RULES AND LIMITS. COMPANY'S MMMF SHARES HELD IN THE OMNIBUS INVESTMENT ACCOUNT IN BANK'S NAME AT THE CUSTODIAN OF THE MMMF ARE NOT DEPOSITS AND ARE NOT ELIGIBLE FOR FDIC INSURANCE. COMPANY IS THE OWNER OF ITS MMMF SHARES.

ALLSPRING GOVERNMENT FUND SELECT CLS

FUND SUMMARY

Dividends Earned YTD 4,537,172.10
 Federal Withholding YTD .00
 7-Day Simple Yield 3.93547 %
 Federal Withholding .00

Beginning Balance 112,496,218.26
 Shares Purchased 5,140,227.09 +
 Shares Redeemed 9,046,460.69 -
 Ending Balance 108,589,984.66

Prior Month Dividends Paid to Checking 386,298.65
 Dividends Earned in Current Month 348,552.49
 Funds Pending Redemption 943,709.90-

Transaction Detail

Date	Description	Amount
11-01-2025	Beginning Balance	112,496,218.26
11-03-2025	Sweep Funds Return To DDA	252,853.29
11-04-2025	Sweep Funds Return To DDA	449,853.28
11-05-2025	Sweep Funds Return To DDA	495,654.14
11-06-2025	Sweep Funds Return To DDA	1,325,237.58
11-07-2025	Sweep Funds Return To DDA	233,326.96
11-10-2025	Sweep Funds Return To DDA	40,573.81
11-12-2025	Sweep Funds Return To DDA	778,711.27
11-13-2025	Sweep Funds Return To DDA	1,845,356.38
11-14-2025	Sweep Funds Return To DDA	111,962.06
11-17-2025	Sweep Funds Return To DDA	586,372.79
11-18-2025	Sweep Funds Return To DDA	3,421.19
11-19-2025	Sweep Funds Return To DDA	66,956.44
11-20-2025	Sweep Funds Return To DDA	204,941.50
11-21-2025	Sweep Funds Return To DDA	272,911.06
11-24-2025	Next Day Sweep Purchase	5,140,227.09
11-25-2025	Sweep Funds Return To DDA	589,926.97
11-26-2025	Sweep Funds Return To DDA	1,755,027.08
11-28-2025	Sweep Funds Return To DDA	33,374.89
11-30-2025	Ending Balance	108,589,984.66

Daily Balance Information

Date	Investment Balance	Annualized Fund Yield	Daily Dividend Factor	Daily Accrual
11-01*	112,243,364.97	4.006 %	.000109779	12,321.96
11-02*	112,243,364.97	4.006 %	.000109779	12,321.96
11-03	112,243,364.97	3.993 %	.000109399	12,279.31
11-04	111,793,511.69	3.940 %	.000107968	12,070.12
11-05	111,297,857.55	3.880 %	.000106324	11,833.63
11-06	109,972,619.97	3.869 %	.000106001	11,657.21

Date	Investment Balance	Annualized Fund Yield	Daily Dividend Factor	Daily Accrual
11-07	109,739,293.01	3.871 %	.000106065	11,639.50
11-08*	109,698,719.20	3.871 %	.000106065	11,635.19
11-09*	109,698,719.20	3.871 %	.000106065	11,635.19
11-10	109,698,719.20	3.884 %	.000106432	11,675.45
11-11*	108,920,007.93	3.884 %	.000106432	11,592.57
11-12	108,920,007.93	3.890 %	.000106597	11,610.55
11-13	107,074,651.55	3.900 %	.000106870	11,443.07
11-14	106,962,689.49	3.890 %	.000106592	11,401.37
11-15*	106,376,316.70	3.890 %	.000106592	11,338.86
11-16*	106,376,316.70	3.890 %	.000106592	11,338.86
11-17	106,376,316.70	3.898 %	.000106818	11,362.91
11-18	106,372,895.51	3.881 %	.000106353	11,313.08
11-19	106,305,939.07	3.862 %	.000105817	11,248.98
11-20	106,100,997.57	3.850 %	.000105496	11,193.23
11-21	105,828,086.51	3.865 %	.000105917	11,208.99
11-22*	105,828,086.51	3.865 %	.000105917	11,208.99
11-23*	105,828,086.51	3.865 %	.000105917	11,208.99
11-24	110,968,313.60	3.881 %	.000106340	11,800.37
11-25	110,378,386.63	3.898 %	.000106802	11,788.63
11-26	108,623,359.55	3.915 %	.000107274	11,652.46
11-27*	108,589,984.66	3.915 %	.000107274	11,648.88
11-28	108,589,984.66	3.958 %	.000108441	11,775.61
11-29*	107,646,274.76	3.958 %	.000108441	11,673.27
11-30*	107,646,274.76	3.958 %	.000108441	11,673.27
TOTAL MTD				348,552.46

* Indicates non-business day

THANK YOU FOR BANKING WITH WELLS FARGO.

MONEY MARKET MUTUAL FUNDS (EACH, A "MMMF") ARE NOT FDIC INSURED, HAVE NO BANK GUARANTY AND MAY LOSE VALUE.

An Investment in a MMMF is not insured by the Federal Deposit Insurance Corporation or any other government agency. Although the MMMF's seek to preserve the value of customer's investment at \$1.00 per share, it is possible to lose money by investing in a MMMF.

Allspring Funds Management, LLC, a wholly owned subsidiary of Allspring Global Investments Holdings, LLC ("Allspring Global"), provides investment advisory and administrative services for the Allspring Funds. Other subsidiaries of Allspring Global provide sub-advisory and other services for the funds. The funds are distributed by Allspring Funds Distributor, LLC, Member FINRA/SIPC, a subsidiary of Allspring Global.

This material must be accompanied or preceded by a current prospectus for name of the Fund(s) selected. Please read the prospectus carefully before investing.



STAGECOACH SWEEP

WELLS FARGO BANK, N.A.

Page 1 of 2

CITY OF MURRIETA
GENERAL OPERATING ACCOUNT
1 TOWN SQ
MURRIETA CA 92562-7922

Account Number - DDA

THIS STATEMENT COVERS 12/01/2025 THROUGH 12/31/2025

FOR QUESTIONS, PLEASE CONTACT GLOBAL PAYMENTS AND LIQUIDITY SERVICE
AT 1-800-AT-WELLS (1-800-289-3557).

ALLSPRING GOVERNMENT FUND SELECT CLS

FUND SUMMARY

Dividends Earned YTD 4,782,392.73
Federal Withholding YTD .00
7-Day Simple Yield 3.71709 %
Federal Withholding .00

Beginning Balance 108,589,984.66
Shares Purchased 10,933,069.74 +
Shares Redeemed 75,064,638.23 -
Ending Balance 44,458,416.17
Prior Month Dividends Paid to Checking 348,552.49
Dividends Earned in Current Month 245,220.63
Funds Pending Investment 66,379.26

Transaction Detail

Date	Description	Amount
12-01-2025	Beginning Balance	108,589,984.66
12-01-2025	Sweep Funds Return To DDA	943,709.90
12-02-2025	Sweep Funds Return To DDA	80,770.60
12-03-2025	Sweep Funds Return To DDA	118,088.86
12-04-2025	Sweep Funds Return To DDA	737,371.57
12-05-2025	Sweep Funds Return To DDA	251,031.21
12-08-2025	Sweep Funds Return To DDA	495,250.82
12-09-2025	Sweep Funds Return To DDA	101,986.90
12-10-2025	Sweep Funds Return To DDA	2,698,153.73
12-11-2025	Sweep Funds Return To DDA	43,510.98
12-12-2025	Sweep Funds Return To DDA	195,827.25
12-15-2025	Sweep Funds Return To DDA	4,827,400.39
12-16-2025	Sweep Funds Return To DDA	21,205,839.37
12-17-2025	Next Day Sweep Purchase	7,912,944.66
12-18-2025	Sweep Funds Return To DDA	20,027,993.09
12-19-2025	Sweep Funds Return To DDA	19,894,204.29
12-22-2025	Next Day Sweep Purchase	2,101.27
12-23-2025	Sweep Funds Return To DDA	1,697,285.96
12-24-2025	Next Day Sweep Purchase	2,772,800.67
12-26-2025	Next Day Sweep Purchase	245,223.14
12-29-2025	Sweep Funds Return To DDA	750,788.61
12-30-2025	Sweep Funds Return To DDA	107,880.98
12-31-2025	Sweep Funds Return To DDA	887,543.72
12-31-2025	Ending Balance	44,458,416.17

Daily Balance Information

Date	Investment Balance	Annualized Fund Yield	Daily Dividend Factor	Daily Accrual
12-01	107,646,274.76	3.944 %	.000108077	11,634.09
12-02	107,565,504.16	3.907 %	.000107056	11,515.53
12-03	107,447,415.30	3.864 %	.000105872	11,375.67
12-04	106,710,043.73	3.839 %	.000105180	11,223.76
12-05	106,459,012.52	3.845 %	.000105363	11,216.84

Date	Investment Balance	Annualized Fund Yield	Daily Dividend Factor	Daily Accrual
12-06*	105,963,761.70	3.845 %	.000105363	11,164.66
12-07*	105,963,761.70	3.845 %	.000105363	11,164.66
12-08	105,963,761.70	3.860 %	.000105760	11,206.73
12-09	105,861,774.80	3.847 %	.000105423	11,160.27
12-10	103,163,621.07	3.826 %	.000104841	10,815.78
12-11	103,120,110.09	3.708 %	.000101610	10,478.03
12-12	102,924,282.84	3.675 %	.000100689	10,363.34
12-13*	98,096,882.45	3.675 %	.000100689	9,877.28
12-14*	98,096,882.45	3.675 %	.000100689	9,877.28
12-15	98,096,882.45	3.709 %	.000101633	9,969.88
12-16	76,891,043.08	3.683 %	.000100925	7,760.23
12-17	84,803,987.74	3.682 %	.000100890	8,555.87
12-18	64,775,994.65	3.669 %	.000100535	6,512.25
12-19	44,881,790.36	3.665 %	.000100425	4,507.25
12-20*	44,881,790.36	3.665 %	.000100425	4,507.25
12-21*	44,881,790.36	3.665 %	.000100425	4,507.25
12-22	44,883,891.63	3.673 %	.000100641	4,517.16
12-23	43,186,605.67	3.674 %	.000100674	4,347.77
12-24	45,959,406.34	3.666 %	.000100441	4,616.21
12-25*	45,959,406.34	3.666 %	.000100441	4,616.21
12-26	46,204,629.48	3.704 %	.000101492	4,689.40
12-27*	45,453,840.87	3.704 %	.000101492	4,613.20
12-28*	45,453,840.87	3.704 %	.000101492	4,613.20
12-29	45,453,840.87	3.733 %	.000102299	4,649.88
12-30	45,345,959.89	3.706 %	.000101544	4,604.61
12-31	44,458,416.17	3.742 %	.000102547	4,559.08
			TOTAL MTD	245,220.62

* Indicates non-business day

THANK YOU FOR BANKING WITH WELLS FARGO.

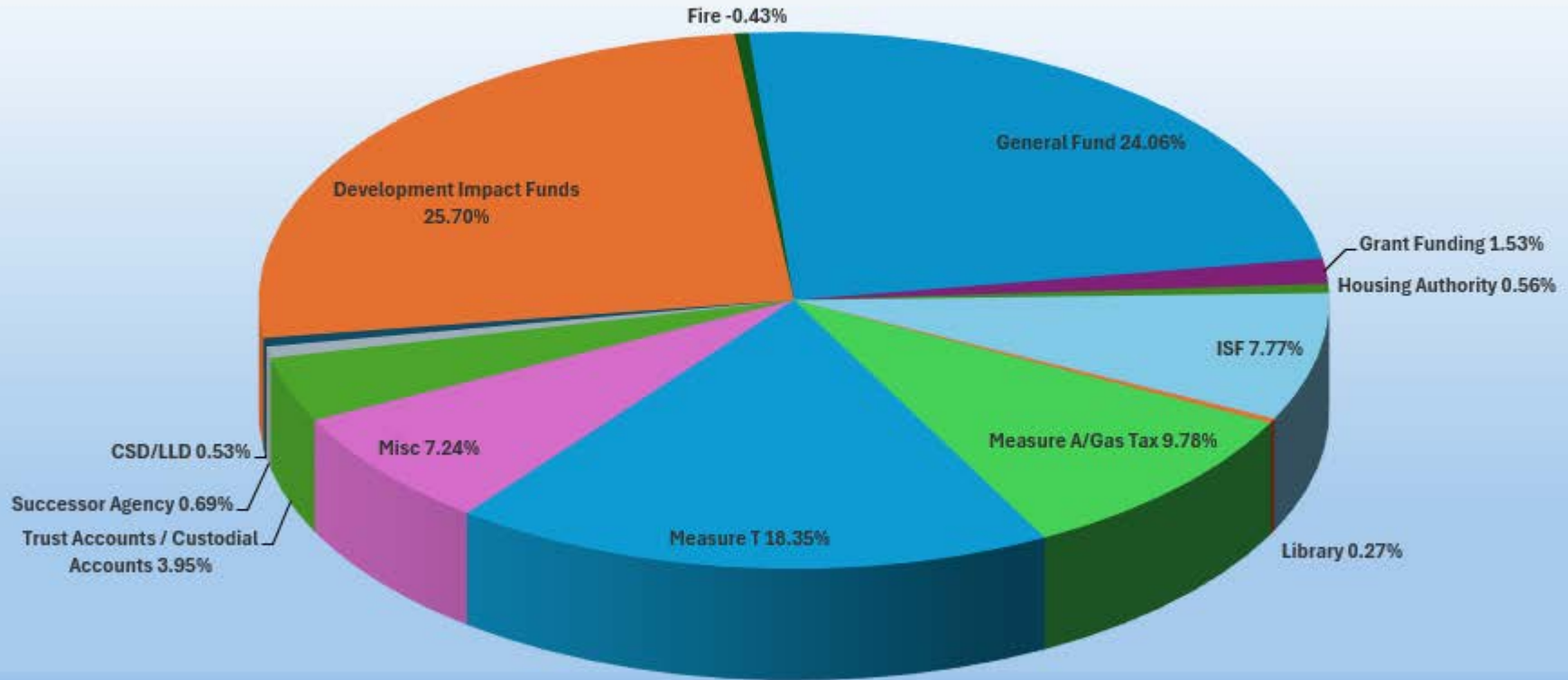
MONEY MARKET MUTUAL FUNDS (EACH, A "MMMF") ARE NOT FDIC INSURED, HAVE NO BANK GUARANTY AND MAY LOSE VALUE.

An Investment in a MMMF is not insured by the Federal Deposit Insurance Corporation or any other government agency. Although the MMMF's seek to preserve the value of customer's investment at \$1.00 per share, it is possible to lose money by investing in a MMMF.

Allspring Funds Management, LLC, a wholly owned subsidiary of Allspring Global Investments Holdings, LLC ("Allspring Global"), provides investment advisory and administrative services for the Allspring Funds?. Other subsidiaries of Allspring Global provide sub-advisory and other services for the funds. The funds are distributed by Allspring Funds Distributor, LLC, Member FINRA/SIPC, a subsidiary of Allspring Global.

This material must be accompanied or preceded by a current prospectus for name of the Fund(s) selected. Please read the prospectus carefully before investing.

TOTAL PORTFOLIO AS OF DECEMBER 31, 2025





CITY OF MURRIETA

City Council Meeting Agenda Report

2/17/2026
Agenda Item No. 6.

TO: HONORABLE MAYOR AND MEMBERS OF THE CITY COUNCIL

FROM: Justin Clifton, City Manager

PREPARED BY: Pedro Cevallos, Management Analyst - City Manager

SUBJECT: Authorization to Submit CalRecycle Grant Applications

ABSTRACT

The City of Murrieta's current resolution authorizing the City Manager to apply for CalRecycle grants is about to expire. Approval of a new Resolution will extend this authorization for five (5) years, ensuring the City of Murrieta remains eligible for future grant funding.

RECOMMENDATION

Adopt Resolution No. 26-4910 entitled: *A Resolution of the City Council of the City of Murrieta, California, Authorizing Submittal of Application(s) for all CalRecycle Grants for which City of Murrieta is Eligible.*

PRIOR ACTION/VOTE

On March 2, 2021, the City Council adopted Resolution No. 21-4369, authorizing submittal of applications for all CalRecycle grants for which the City of Murrieta is eligible (Vote 4-0).

STRATEGIC ALIGNMENT

The City Council's goal of maintaining a high-performing organization that values fiscal sustainability, transparency, accountability, and organizational efficiency is supported by maintaining the City of Murrieta's authorization to pursue eligible CalRecycle funding opportunities. This action is consistent with the *City Departments - Top Projects List* in the City Manager section, which identifies continued implementation of CalRecycle requirements as an administrative priority.

DISCUSSION

The City of Murrieta's (City) current resolution authorizing the submittal of grant applications to the California Department of Resources Recycling and Recovery (CalRecycle) is set to expire. The proposed Resolution No. 26-4910 authorizes the submittal of applications to CalRecycle for all grants for which the City is eligible and empowers the City Manager, or designee, to execute all related grant documents, including applications, agreements, amendments, and requests for payment, on behalf of the City.

The new resolution is valid for a period of five (5) years, ensuring the City remains eligible to pursue CalRecycle grant funding and allowing the City Manager to carry out all necessary actions to implement approved grants. Adoption of the resolution provides continuity and maintains the City's ability to take advantage of grant opportunities as they become available.

PUBLIC NOTICING

The agenda for this meeting was posted at least 72 hour in advance in accordance with the Brown Act. No additional public noticing is required for this item.

CEQA AND REGULATORY OVERVIEW

This item is not a project under the California Environmental Quality Act (CEQA) and is not subject to review under CEQA or the National Environmental Policy Act (NEPA).

FISCAL IMPACT

There is no fiscal impact associated with the recommended action.

ATTACHMENTS

ATT 1 - Resolution No. 26-4910

RESOLUTION NO. 26-4910

A RESOLUTION OF THE CITY COUNCIL OF THE CITY OF MURRIETA, CALIFORNIA, AUTHORIZING SUBMITTAL OF APPLICATION(S) FOR ALL CALRECYCLE GRANTS FOR WHICH THE CITY OF MURRIETA IS ELIGIBLE

WHEREAS, the California Public Resources Code authorizes the Department of Resources Recycling and Recovery (CalRecycle) to administer various grant programs; and

WHEREAS, in furtherance of this authority, CalRecycle is required to establish procedures governing the application, awarding, and management of the grants; and

WHEREAS, CalRecycle grant application procedures require, among other things, an applicant's governing body to declare by resolution certain authorizations related to the administration of CalRecycle grants.

NOW, THEREFORE, THE CITY COUNCIL OF THE CITY OF MURRIETA, CALIFORNIA DOES HEREBY RESOLVE AS FOLLOWS

Section 1. That the submittal of application(s) to CalRecycle for all grants for which the City of Murrieta is eligible is authorized.

Section 2. That the City Manager, or his/her designee is hereby authorized and empowered to execute in the name of the City of Murrieta all grant documents, including but not limited to, applications, agreements, amendments and requests for payment, necessary to secure grant funds and implement the approved grant project.

Section 3. That these authorizations are effective for five (5) years from the date of adoption of this resolution.

PASSED AND ADOPTED this 17th day of February 2026.

Jon Levell, Mayor

ATTEST:

Cristal McDonald, City Clerk

APPROVED AS TO FORM:

Tiffany Israel, City Attorney

STATE OF CALIFORNIA)
COUNTY OF RIVERSIDE)§
CITY OF MURRIETA)

I, Cristal McDonald, City Clerk of the City of Murrieta, California, do hereby certify that the foregoing Resolution No. 26-4910 was duly passed and adopted by the City Council of the City of Murrieta at the regular meeting thereof, held on the 17th day of February, 2026, and was signed by the Mayor of the said City, and that the same was passed and adopted by the following vote:

AYES:

NOES:

ABSENT:

ABSTAIN:

Cristal McDonald, City Clerk



CITY OF MURRIETA

City Council Meeting Agenda Report

2/17/2026
Agenda Item No. 7.

TO: HONORABLE MAYOR AND MEMBERS OF THE CITY COUNCIL

FROM: Bernard Molloy, Fire Chief

PREPARED BY: Crystallee Miller, Management Analyst-Fire

SUBJECT: Agreement with Johnson Equipment Co. for As-Needed Fleet Maintenance and Upfitting Services for the City of Murrieta

RECOMMENDATION

Award a contract services agreement to Johnson Equipment Co. for as-needed fleet maintenance and upfitting services for the City of Murrieta in an amount not to exceed \$809,000, for a three (3) year term and

Authorize the City Manager to execute the agreement.

PRIOR ACTION/VOTE

On June 3, 2025, the City Council acting as the Board of Directors of the Murrieta Fire District approved Resolution MFD25-225, adopting the Fire District Operating Budget for Fiscal Year 2025/2026 (Vote 5-0).

STRATEGIC ALIGNMENT

Provide a high level of innovative public safety.

BACKGROUND

As part of the Fiscal Year (FY) 2023/24 through FY 2027/28 Capital Improvement Plan (CIP) adoption, the City Council approved Resolution No. 23-4699, which authorized fire fleet replacement to include associated upfitting costs and appropriated Measure T fleet replacement reserves to support those purchases.

Under this approved CIP authority, Murrieta Fire & Rescue purchased four (4) replacement vehicles in FY 2024/25, with a fifth (5) replacement vehicle planned for purchase in FY 2025/26. Prior to placing these units into front-line service, each vehicle requires specialized safety upfitting, equipment installation, and operational modifications to meet fire service deployment standards.

On August 11, 2025, the City issued a Request for Proposal (RFP) for vehicle upfitting and as-needed fleet maintenance services. The RFP was published in compliance with City's Municipal Code Section 3.08 *Purchasing System* and purchasing policy. Proposals were evaluated by staff using established criteria,

including qualifications, experience, and pricing. Based on the results of this competitive evaluation process, Johnson Equipment Co. was selected as the most responsive and responsible bidder.

Johnson Equipment Co. provides the technical fire fleet upfitting and maintenance services necessary to support these vehicles throughout the acquisition and operational lifecycle. An as-needed agreement is required to facilitate timely installation, warranty service, and ongoing maintenance consistent with the adopted CIP and approved budgetary authority.

DISCUSSION

Murrieta Fire & Rescue is implementing the fire fleet replacement plan approved under the FY 2023/24 Capital Improvement Plan (Resolution No. 23-4699). To place replacement vehicles into service, specialized fire fleet upfitting and installation services are required.

While Ordinance No. 617-25 authorizes the City Manager to purchase fleet vehicles within adopted budget limits, it does not include the specialized upfitting services needed to deploy those vehicles. This agreement establishes an as-needed services mechanism to support fleet readiness, standardization, and timely deployment in alignment with the approved CIP and adopted budget authority.

FISCAL IMPACT

The total fiscal impact associated with the approval of this agreement is not-to-exceed \$809,000 over a three-year term. Of this total, \$759,000 will be funded by Murrieta Fire & Rescue, and \$50,000 by the Municipal Services Department.

Fire Department funding for new vehicle upfitting will be supported through the Vehicle Replacement Fund account 7158200-71060, and as-needed fleet maintenance will be funded through the Fire Department Fleet Vehicle Maintenance account 1513540-62200. The Municipal Services Department portion will be funded through the General Fund account 1106560-71060.

The proposed FY 2025/26 and FY 2026/27 operating budgets include funding for these services. Expenditures in future fiscal years are subject to City Council budget approval.

ATTACHMENTS

ATT 1 - Johnson Equipment Co. Agreement

For City Clerk Use Only

Contract No. _____

**ON CALL AGREEMENT FOR GENERAL SERVICES
WITH THE CITY OF MURRIETA (“CITY”)**

Project Name/Description (“**Project**”): As-Needed Vehicle Upfitting Services (Emergency and Non-Emergency)

Contractor Name (“**Contractor**”): Johnson Equipment

Contractor Business Type: Sole Proprietor

Contractor Address: 21155 Wallace Ave, Perris, CA 92570

Contractor Representative Name and Title (“**Contractor Representative**”): Greg Johnson, Owner

Contractor Representative Work Phone: 951-940-0606

Contractor Representative Email: Greg@Johnson-Equipment.Com

Termination Date: Initial Termination Date January 31, 2027, Total Contract Term January 31, 2029

Total Not-To-Exceed Contract Amount (“**Contract Sum**”): \$809,000 (Fire & Rescue \$759,000-Municipal Services Department-\$50,000)

City Department Contact (“**Department Contact**”): Dave Perez, Division Chief

Department Contact Work Phone: 951-461-6168

Department Contact Email: DPerez@MurrietaCA.gov

Is Federal Funding Being Used to Fund Any Part of The Project (Yes/No): No

RECITALS

The City desires to contract with a Contractor to provide services on an on-call basis as more further set forth herein.

The City circulated a Request for Quotes or Proposals for the above-described services.

Contractor submitted a quote or proposal to City to provide the above-described services.

City Staff has reviewed all the proposals and after considering the demonstrated competence of Contractor, the qualifications of Contractor, and the fairness and reasonableness of Contractor's proposed cost, staff has determined that an agreement to provide the required services should be awarded to Contractor.

Johnson Equipment

ON-CALL AGREEMENT FOR GENERAL SERVICES WITH THE CITY OF MURRIETA (“CITY”)

THIS AGREEMENT FOR SERVICES (“**Agreement**”) is made and entered into and effective on the date executed by the City by and between CITY OF MURRIETA, a California municipal corporation (“**City**”) and (“**Contractor**”). City and Contractor may be referred to individually as “**Party**” or collectively as “**Parties.**” In consideration of the mutual promises and covenants made by the Parties and contained herein and other consideration, the value and adequacy of which are hereby acknowledged, the Parties agree as follows:

ARTICLE 1. SERVICES OF CONTRACTOR

- 1.1 Scope of Services.** In compliance with all terms and conditions of this Agreement, Contractor shall provide those services specified in the “**Scope of Services**” attached hereto as **Exhibit “A”** and incorporated herein by this reference, which may be referred to herein as the “**services**” or “**work**” hereunder. As a material inducement to City entering into this Agreement, Contractor represents and warrants: a) it has the qualifications, experience, and facilities necessary to properly perform the Services required under this Agreement b) all services set forth in the Scope of Services will be performed in a competent and satisfactory manner; c) all materials used for services will be both of good quality as well as fit for the purpose intended; and, d) Contractor shall follow the highest standards and practices in performing the services required hereunder. Individual tasks under the Scope of Services shall be established on a per project basis. Upon request by City, the Contractor shall provide a detailed task proposal including pricing consistent with those hourly rates as provided in Article II, below. Contractor shall not commence work until an Task Order is issued by the City authorizing the Contractor to perform such work.
- 1.2 Contractor’s Proposal.** The Scope of Services shall include the scope of services or work included in Contractor’s proposal or bid, which shall be incorporated herein by this reference as though fully set forth herein. In the event of any inconsistency between the terms of such proposal or bid, and this Agreement, the terms of this Agreement shall govern. No other terms and conditions from Contractor’s proposal or bid, other than description of scope of services or work, shall apply to this Agreement, unless specifically agreed to by City in writing.
- 1.3 Compliance with Law.** All services rendered hereunder shall be provided in accordance with all ordinances, resolutions, statutes, rules and regulations of City and any federal, State or local governmental agency having jurisdiction in effect at the time services are rendered. City, and its officers, employees and agents, shall not be liable at law or in equity for failure of Contractor to comply with this Section.
- 1.4 Licenses, Permits, Fees and Assessments.** Contractor shall obtain at its sole cost and expense such licenses, permits and approvals as may be required by law for the performance of the services required by this Agreement. Contractor shall have the sole obligation to pay for any fees, assessments and taxes, plus applicable penalties and interest, which may be imposed by law and arise from or are necessary for

Contractor's performance of the services required by this Agreement, and shall indemnify, defend and hold harmless City against any such fees, assessments, taxes, penalties or interest levied, assessed or imposed against City hereunder.

- 1.5 Familiarity with Work.** By executing this Agreement, Contractor represents and warrants Contractor: a) has thoroughly investigated and considered services to be performed, b) has carefully considered how services should be performed, and c) fully understands the facilities, difficulties and restrictions attending performance of services under this Agreement.
- 1.6 Software and Computer Services.** If the Scope of Services includes the provision and/or installation of any software, computer system, or other computer technology, Contractor represents and warrants that it is familiar with and/or has inspected City's current infrastructure, equipment, computer system and software and that the software, computer system, or other computer technology provided and/or installed by Contractor under this Agreement is compatible, and shall be fully functional, with such infrastructure, equipment, computer system and software of City. Contractor acknowledges that City is relying on this representation by Contractor as a material consideration in entering into this Agreement.
- 1.7 Prevailing Wages.** If services include any "public work" or "maintenance work," as those terms are defined in California Labor Code section 1720 *et seq.* and California Code of Regulations, Title 8, section 16000 *et seq.*, and if the total compensation is \$1,000 or more, Contractor shall pay prevailing wages for such work and comply with the requirements in California Labor Code section 1770 *et seq.* and 1810 *et seq.*, and all other applicable laws.
- 1.8 Contract Modifications.** Additional terms and conditions of this Agreement, if any, or any modifications or revisions to the standard terms and conditions herein are made a part hereof as set forth in the "Contract Modifications" attached hereto as **Exhibit "B"** and incorporated herein by this reference. In the event of a conflict between the provisions of Exhibit "B" and any other provisions of this Agreement, the provisions of Exhibit "B" shall govern.

ARTICLE 2. COMPENSATION AND METHOD OF PAYMENT

- 2.1 Contract Sum.** Subject to any limitations set forth in this Agreement, City agrees to pay Contractor the flat fee and/or rates specified in **Exhibit "C"**, Schedule of Compensation and/or within any Task Order. The total compensation for all work, including reimbursement for actual expenses, shall not exceed the Contract Sum set forth above. Compensation may include reimbursement, for actual and necessary expenditures, if both are specified in the any quote or Task Order, as well as approved by City in advance.
- 2.2 Invoices.** In any month in which Contractor wishes to receive payment, no later than the first business day of such month, Contractor shall submit to City, in a form approved by City's Finance Director, an invoice for services rendered prior to the

date of the invoice. By submitting an invoice for payment under this Agreement, Contractor is certifying compliance with all provisions of this Agreement. Except as provided in Sections 7.3, 7.4 and 7.5, City shall pay Contractor for all expenses stated thereon which are approved by City pursuant to this Agreement generally within thirty (30) days, and City will use its best efforts to make payment no later than forty-five (45) days, from the submission of an invoice in an approved form. In the event any charges or expenses are disputed by City, the original invoice shall be returned by City to Contractor for correction and resubmission. Review and payment by City for any invoice provided by Contractor shall not constitute a waiver of any rights or remedies provided herein or any applicable law. Each invoice is to include (unless otherwise specified by City): 1) line items for all personnel describing the work performed, the number of hours worked, and the hourly rate; 2) line items for all materials and equipment properly charged to the Services; 3) line items for all other approved reimbursable expenses claimed, with supporting documentation; and 4) line items for all approved subcontractor labor, supplies, equipment, materials, and travel properly charged to the Services.

ARTICLE 3. PERFORMANCE SCHEDULE

3.0 Time of Essence. Time is of the essence in the performance of this Agreement.

3.1 Term. The Agreement shall commence upon the Effective Date set forth above and will continue until the Termination Date. This Agreement may be extended for up to two, additional one-year periods upon the mutual agreement in writing of both parties.

Unless earlier terminated in accordance with Article 7 of this Agreement, this Agreement shall continue in full force and effect until completion of any ongoing services, which shall be no later than the Termination Date set forth above. Notwithstanding the foregoing, the Indemnification and Insurance provisions set forth in Article 5 shall survive the termination of this Agreement.

3.2 Schedule of Performance. Contractor shall commence the services pursuant to this Agreement upon receipt of a written Task Order and shall perform all services within the time period(s) established in the Task Order but no later than the Termination Date.

3.3 Force Majeure. The time period(s) specified in any Task Order for performance of services rendered pursuant to this Agreement shall be extended because of any delays due to unforeseeable causes beyond the control and without the fault or negligence of Contractor, including, but not restricted to, acts of God or of the public enemy, unusually severe weather, fires, earthquakes, floods, epidemics, quarantine restrictions, riots, strikes, freight embargoes, wars, litigation, and/or acts of any governmental agency, including City, if Contractor shall within ten (10) days of the commencement of such delay notify City in writing of the causes of the delay. City shall ascertain the facts and the extent of delay, and extend the time for performing the services for the period of the enforced delay when and if in the judgment of City such delay is justified. City's determination shall be final and

conclusive upon the Parties to this Agreement. In no event shall Contractor be entitled to recover damages against City for any delay in the performance of this Agreement, however caused, Contractor's sole remedy being extension of this Agreement pursuant to this Section.

ARTICLE 4. COORDINATION OF WORK

- 4.1 Representative of Contractor.** The Contractor Representative is authorized to act on Contractor's behalf with respect to the work or services specified herein and to make all decisions in connection therewith. It is expressly understood that the experience, knowledge, capability and reputation of the representative was a substantial inducement for City to enter into this Agreement. Therefore, the representative shall be responsible during the term of this Agreement for directing all activities of Contractor and devoting sufficient time to personally supervise the services hereunder. For purposes of this Agreement, the representative may not be replaced nor may their responsibilities be substantially reduced by Contractor without the express written approval of City.
- 4.2 Department Contact for City.** The Department Contact (or other person designated by the City Manager) shall be the primary person on behalf of City responsible for the administration of the Agreement. It shall be Contractor's responsibility to assure that the Department Contact is kept informed of both the progress of the performance of the services as well as any decisions which must be made by City.
- 4.3 Approvals from City.** City approvals or actions, pursuant to the authority of this Agreement, are to be made (unless otherwise specified) either by the City Representative, City Manager or by their delegate as provided for in writing.
- 4.4 Independent Contractor.** Neither City, nor any of its officers, employees or agents, shall have any control over the manner or means by which Contractor, or its officers, employees, agents or subcontractors, perform the services required herein, except as otherwise set forth herein. Contractor shall perform all services required herein as an independent contractor of City and shall remain under only such obligations as are consistent with that role. Contractor shall not at any time or in any manner represent that it, or any of its officers, employees, agents or subcontractors, are officers, employees or agents of City. City shall not in any way or for any purpose become or be deemed to be a partner of Contractor in its business or otherwise or a joint venturer or a member of any joint enterprise with Contractor. Contractor shall not incur or have the power to incur any debt, obligation or liability whatever against City, or bind City in any manner. Contractor represents and warrants that the personnel used to provide services to City pursuant to this Agreement shall at all times be under Contractor's exclusive control and direction. No City employee benefits shall be available to Contractor, its officers, employees, agents or subcontractors, in connection with the performance of this Agreement. City shall not be liable for compensation or indemnification to Contractor, its

officers, employees, agents or subcontractors, for injury or sickness arising out of performing services hereunder.

- 4.5 Subcontracting or Assignment.** The experience, knowledge, capability and reputation of Contractor, its principals and employees were a substantial inducement for City to enter into this Agreement. Therefore, without express written approval of City, Contractor shall not contract with any other entity to perform in whole or in part services required hereunder without express written approval of City, and neither this Agreement nor any interest herein may be transferred or assigned. No approved transfer shall release Contractor, or any surety or insured of Contractor, of any liability hereunder without express written consent of City.

ARTICLE 5. INSURANCE AND INDEMNIFICATION

- 5.1 Insurance Coverages.** Prior to commencement of any services under this Agreement, and without limiting Contractor's indemnification obligation to City, Contractor shall procure and maintain, at its sole cost and expense, in a form and content satisfactory to City, for the duration of the Agreement, primary policies of insurance of the type and amounts set forth in the "Insurance Requirements" attached hereto as **Exhibit "D"** and incorporated herein by this reference.

5.2 Indemnification.

(a) General Obligations. Contractor agrees, to the full extent permitted by law, to indemnify, defend and hold harmless City and its elected and appointed officers, employees and agents (each an "**Indemnitee**" and collectively, "**Indemnitees**") against, and will hold and save them and each of them harmless from, whether actual or threatened, any and all actions, either judicial, administrative, arbitration or regulatory claims, damages to persons or property, losses, costs, penalties, obligations, errors, omissions or liabilities (herein "**Claims or Liabilities**") that may be asserted or claimed by any person, firm or agency arising out of or in connection with the performance of the work, operations or activities provided herein of Contractor, its officers, employees, agents, subcontractors, or invitees, or any individual or City for which Contractor is legally liable (each an "**Indemnitor**" and collectively, "**Indemnitors**"), and in connection therewith: 1) Contractor will defend any action or actions filed or threatened in connection with any such Claims or Liabilities, or at option of Indemnitee(s) will reimburse and pay for all costs and expenses, including legal costs and attorneys' fees, incurred by Indemnitee(s) in connection therewith; and, 2) Contractor will promptly pay any judgment rendered against Indemnitee(s) for any such Claims or Liabilities, and will save and hold Indemnitee(s) harmless therefrom.

Further Provisions. The indemnity obligation herein shall be binding on successors, assigns and heirs of Contractor and shall survive termination of this Agreement. Contractor shall incorporate similar indemnity agreements as provided herein with its subcontractors, and if Contractor fails to do so Contractor shall be fully responsible to indemnify City hereunder therefor. Failure of City and/or City

Parties (collectively “City” for solely this Section 5.2(b)) to monitor compliance with any of the indemnification provisions herein shall not be a waiver hereof. Payment of invoices by City is not a condition precedent to enforcement of the indemnity obligation herein. In the event of any dispute between Contractor and City, as to whether liability arises from the sole negligence or willful misconduct of City, Contractor will be obligated to pay for City’s defense until such time as a final judgment has been entered adjudicating City as solely negligent or responsible for willful misconduct. Contractor will not be entitled in the absence of such a determination to any reimbursement of defense costs including but not limited to attorney’s fees, expert fees and costs of litigation.

ARTICLE 6. RECORDS, REPORTS AND RELEASE OF INFORMATION

- 6.1 Records.** Contractor shall keep, and require subcontractors to keep, such ledgers, books of accounts, invoices, vouchers, canceled checks, reports, studies or other documents relating to the disbursements charged to City and services performed hereunder (“**books and records**”) as shall be necessary to perform the services required by this Agreement and enable City to evaluate the performance of such services. Any and all such books and records shall be maintained in accordance with generally accepted accounting principles, shall be complete and detailed, and shall be readily accessible. City shall have full and free access to such books and records at all times during normal business hours of City, including the right to inspect, copy, audit and make records and transcripts. Such books and records shall be maintained for a period of three (3) years following completion of the services hereunder. City shall have access to such books and records in the event any audit is required. Contractor shall fully cooperate with City in providing access to any and all Contractor records and documents if a public records request is made and disclosure is required by law including but not limited to the California Public Records Act.
- 6.2 Ownership of Documents.** All drawings, specifications, maps, designs, photographs, studies, surveys, data, notes, computer files, reports, records, documents and other materials (“**documents and materials**”) prepared by Contractor, its officers, employees, agents and subcontractors in the performance of this Agreement shall be the property of City and shall be delivered to City upon request of City and/or upon the termination of this Agreement, and Contractor shall have no claim for further employment or additional compensation as a result of the exercise by City of its full rights of ownership, use, reuse, or assignment of the documents and materials hereunder. Contractor may retain copies of such documents and materials for its own use. Contractor shall have the right to use the concepts embodied therein. All subcontractors shall provide for assignment to City of any documents and materials prepared by them, and in the event Contractor fails to secure such assignment, Contractor shall indemnify City for all damages resulting therefrom. Moreover, with respect to any Contractor documents and

materials that may qualify as “works made for hire” as defined in 17 U.S.C. § 101, such documents and materials are hereby deemed “works made for hire” for City.

- 6.3 Confidentiality and Release of Information.** All information gained or work product produced by Contractor in its performance of this Agreement shall be considered confidential, unless such information is in the public domain or already known to Contractor. Contractor shall not release or disclose any such information or work product to persons or entities other than City without prior written authorization from City. Contractor, its officers, employees, agents or subcontractors, shall not, without prior written authorization from City or unless requested by the City Attorney, voluntarily provide documents, declarations, letters of support, testimony at depositions, response to interrogatories or other information concerning the work performed under this Agreement. Response to a subpoena or court order shall not be considered “voluntary” provided Contractor immediately gives City notice of such court order or subpoena. If Contractor, or any officer, employee, agent or subcontractor of Contractor, provides any information or work product in violation of this Agreement, then City shall have the right to reimbursement and indemnity from Contractor for any damages, costs and fees, including attorney’s fees, caused by or incurred as a result of Contractor’s conduct. As concerning, regarding or related to, in any way, this Agreement and the work performed thereunder: a) Contractor shall immediately notify City should Contractor, its officers, employees, agents or subcontractors be served with any summons, complaint, subpoena, notice of deposition, request for documents, interrogatories, request for admissions or other discovery request, court order or subpoena from any party; b) City retains the right, but has no obligation, to represent Contractor or be present at any deposition, hearing or similar proceeding; and, c) Contractor agrees to cooperate fully with City and to provide City with the opportunity to review any response to discovery requests provided by Contractor, however, this right to review any such response does not imply or mean the right by City to control, direct, or rewrite said response.

ARTICLE 7. ENFORCEMENT OF AGREEMENT AND TERMINATION

- 7.1 California Law.** This Agreement shall be interpreted, construed and governed both as to validity and to performance of the Parties in accordance with the laws of the State of California. Legal actions concerning any dispute, claim or matter arising out of or in relation to this Agreement shall be instituted in the Superior Court of the County of Riverside, State of California, or any other appropriate court in such county, and Contractor agrees to submit to the personal jurisdiction of such court in the event of such action. In the event of litigation in a U.S. District Court, venue shall lie exclusively in the Central District of California, in the County of Riverside, State of California.
- 7.2 Suspension, or Termination, Prior to Expiration of Term.** This Section shall govern any termination of this Agreement except as specifically provided in Section 7.4 for termination for cause. City reserves the right to terminate or suspend this Agreement, or any portion hereof, at any time, for any reason, with or without cause, upon ten (10) days’ notice to Contractor, except that where termination or

suspension is due to the fault of Contractor, the period of notice may be such shorter time as determined by City. Upon receipt of any notice of termination or suspension, Contractor shall immediately cease all services hereunder, unless the notice provides otherwise, or except such as specifically approved by City. Upon submittal of an invoice consistent with Section 2.2, Contractor shall be entitled to compensation for all services rendered prior to the effective date of the notice of termination or suspension and for any services authorized by City thereafter in accordance with the any Task Order, or such as may be approved by City, except as provided in Section 7.5. In event of termination, or suspension, without cause pursuant to this Section, there is no need to provide opportunity to cure pursuant to Section 7.3.

- 7.3 Default of Contractor and Opportunity to Cure.** In the event that Contractor is in default under the terms of this Agreement, City shall not have any obligation or duty to continue compensating Contractor for any work performed after the date of default. Instead, City may give notice to Contractor of the default and the reasons for the default. The notice shall include the timeframe in which Contractor may cure the default. This timeframe is presumptively ten (10) days, but may be extended, or reduced, if circumstances warrant, as determined by City. During the period of time that Contractor is in default, City shall hold all invoices and shall, when the default is cured, proceed with payment on the invoices, without liability for interest. In the alternative, City may, in its sole discretion, elect to pay some or all of the outstanding invoices during the period of default. If Contractor does not cure the default by conclusion of noticed timeframe, City may immediately both terminate this Agreement with notice to Contractor as well as pursue the remedy in Section 7.4, without prejudice to any other remedy to which City may be entitled at law, in equity or under this Agreement. Any failure on the part of City to give notice of Contractor's default shall not be deemed to result in a waiver of City's legal rights or any rights arising out of any provision of this Agreement.
- 7.4 Termination for Default of Contractor.** If termination is due to the failure of Contractor to fulfill its obligations under this Agreement, City may, after compliance with the provisions of Section 7.3, take over the work and prosecute the same to completion by contract or otherwise, and Contractor shall be liable to the extent that the total cost for completion of the services required hereunder exceeds the compensation herein stipulated (provided that City shall use reasonable efforts to mitigate such damages), and City may withhold any payments to Contractor for the purpose of set-off or partial payment of the amounts owed City therefor.
- 7.5 Retention of Funds.** Contractor hereby authorizes City to deduct from any amount payable to Contractor (whether or not arising out of this Agreement) (i) any amounts the payment of which may be in dispute hereunder or which are necessary to compensate City for any losses, costs, liabilities, or damages suffered by City, and (ii) all amounts for which City may be liable to third parties, by reason of Contractor's acts or omissions in performing or failing to perform Contractor's obligation under this Agreement. In the event that any claim is made by a third party, the amount or validity of which is disputed by Contractor, or any

indebtedness shall exist which shall appear to be the basis for a claim of lien, City may withhold from any payment due, without liability for interest because of such withholding, an amount sufficient to cover such claim. The failure of City to exercise such right to deduct or to withhold shall not, however, affect the obligations of Contractor to insure, indemnify, and protect City as elsewhere provided herein.

- 7.6 Waiver.** Waiver by any Party to this Agreement of any term, condition, or covenant of this Agreement shall not constitute a waiver of any other term, condition, or covenant. Waiver by any Party of any breach of the provisions of this Agreement shall not constitute a waiver of any other provision or a waiver of any subsequent breach or violation of any provision of this Agreement. Acceptance by City of any work or services by Contractor shall not constitute a waiver of any of the provisions of this Agreement. No delay or omission in the exercise of any right or remedy by a non-defaulting Party on any default shall impair such right or remedy or be construed as a waiver. Any waiver by either Party of any default must be in writing and shall not be a waiver of any other default concerning the same or any other provision of this Agreement. Contractor acknowledges and agrees that any actual or alleged failure on the part of City to inform Contractor of non-compliance with any requirement of this Agreement imposes no additional obligations on City nor does it waive any rights hereunder. Payment to Contractor for work performed pursuant to this Agreement shall not be deemed to waive any defects in work performed by Contractor.
- 7.7 Rights and Remedies are Cumulative.** Except with respect to rights and remedies expressly declared to be exclusive in this Agreement, the rights and remedies of the Parties are cumulative and the exercise by either Party of one or more of such rights or remedies shall not preclude the exercise by it, at the same or different times, of any other rights or remedies for the same default or any other default by the other Party.
- 7.8 Legal Action.** In addition to any other rights or remedies, either Party may take legal action, in law or in equity, to cure, correct or remedy any default, to recover damages for any default, to compel specific performance of this Agreement, to obtain declaratory or injunctive relief, or to obtain any other remedy consistent with the purposes of this Agreement. Notwithstanding any contrary provision herein, Contractor shall file a statutory claim pursuant to Government Code sections 905 *et seq.* and 910 *et seq.*, in order to pursue a legal action under this Agreement.
- 7.9 Attorneys' Fees.** If either Party to this Agreement is required to initiate or defend or made a party to any action or proceeding in any way connected with this Agreement, the prevailing party in such action or proceeding, in addition to any other relief which may be granted, whether legal or equitable, shall be entitled to reasonable attorneys' fees. Attorneys' fees shall include attorneys' fees on any appeal, and a Party entitled to attorneys' fees shall be entitled to all other reasonable costs for investigating such action, Contractors' fees, taking depositions and discovery and all other necessary costs the court allows which are incurred in such

litigation. Such fees and costs shall be enforceable whether or not such action is prosecuted to judgment.

ARTICLE 8. INDIVIDUAL LIABILITY, CONFLICTS AND NON-DISCRIMINATION

- 8.1 Non-liability of City Officers and Employees.** No officer or employee of City shall be personally liable to Contractor, or any successor in interest, in the event of any default or breach by City or for any amount which may become due to Contractor or to its successor, or for breach of any obligation of the terms of this Agreement.
- 8.2 Conflict of Interest.** Contractor covenants that neither it, nor any officer or principal of its firm, has or shall acquire any interest, directly or indirectly, which would conflict in any manner with the interests of City or which would in any way hinder Contractor’s performance of services under this Agreement. Contractor further covenants that in the performance of this Agreement, no person having any such interest shall be employed by it as an officer, employee, agent or subcontractor without the express written consent of City. Contractor agrees to at all times avoid conflicts of interest or the appearance of any conflicts of interest with the interests of City in the performance of this Agreement. City, in its sole discretion, shall determine the existence of a conflict of interest and may terminate this Agreement in the event such a conflict of interest exists upon sending Contractor written notice describing the conflict. No officer or employee of City shall have any financial interest, direct or indirect, in this Agreement nor shall any such officer or employee participate in any decision relating to this Agreement which affects their financial interest or the financial interest of any corporation, partnership or association in which they are, directly or indirectly, interested, in violation of any State statute or regulation. Contractor warrants that it has not paid or given and will not pay or give any third party any money or other consideration for obtaining this Agreement.
- 8.3 Covenant Against Discrimination.** Contractor covenants that, by and for itself, its heirs, executors, assigns, and all persons claiming under or through them, that there shall be no discrimination against or segregation of, any person or group of persons on account of race, color, creed, religion, sex, gender, sexual orientation, marital status, national origin, ancestry or other protected class in the performance of this Agreement. Contractor shall take affirmative action to insure that applicants are employed and that employees are treated during employment without regard to their race, color, creed, religion, sex, gender, sexual orientation, marital status, national origin, ancestry or other protected class.

ARTICLE 9. MISCELLANEOUS PROVISIONS

- 9.1 Notices.** Any notice or other communication either Party desires or is required to give to the other Party or any other person in regards to this Agreement must be in writing and may be given either by (i) personal service, (ii) delivery by a reputable document delivery service, such as but not limited to, Federal Express, which provides a receipt showing date and time of delivery, or (iii) mailing in the United States Mail, certified mail, postage prepaid, return receipt requested, in the case of

City addressed to City Clerk at City of Murrieta, 1 Town Square, Murrieta California 92562, and in the case of Contractor, to the person(s) at the address designated on the cover page of this Agreement. Either Party may change its address by notifying the other Party of the change of address in writing. Notice shall be deemed communicated at the time personally delivered or in seventy-two (72) hours from the time of mailing if mailed as provided in this Section.

- 9.2 Interpretation.** The terms of this Agreement shall be construed in accordance with the meaning of the language used and shall not be construed for or against either Party by reason of the authorship of this Agreement, headings used, or any other rule of construction which might otherwise apply.
- 9.3 Counterparts.** This Agreement may be executed in counterparts, each of which shall be deemed an original, and such counterparts shall constitute one and the same instrument.
- 9.4 Integration; Amendment.** This Agreement including the attachments hereto is the entire, complete and exclusive expression of the understanding of the Parties as to the Agreement. It is understood that there are no oral agreements between the Parties hereto affecting this Agreement, and this Agreement supersedes and cancels any and all prior and contemporaneous negotiations, arrangements, agreements and understandings, if any, between the Parties, concerning this Agreement, and none shall be used to interpret this Agreement. No amendment to or modification of this Agreement shall be valid unless made in writing and approved by Contractor and by City.
- 9.5 Severability.** Should a portion of this Agreement be declared invalid or unenforceable by a judgment or decree of a court of competent jurisdiction, such invalidity or unenforceability shall not affect any of the remaining portions of this Agreement which are hereby declared as severable and shall be interpreted to carry out the intent of the Parties unless the invalid provision is so material that its invalidity deprives either Party of the basic benefit of their bargain or renders this Agreement meaningless.
- 9.6 No Undue Influence.** Contractor declares and warrants that no undue influence or pressure was used against or in concert with any officer or employee of City in connection with the award, terms or implementation of this Agreement, including any method of coercion, confidential financial arrangement, or financial inducement. No officer or employee of City has or will receive compensation, directly or indirectly, from Contractor, or from any officer, employee or agent of Contractor, in connection with the award of this Agreement or any work to be conducted as a result of this Agreement. Violation of this Section shall be a material breach of this Agreement entitling City to remedies in Section 7.4 and any and all remedies at law or equity.
- 9.7 Corporate Authority.** The persons executing this Agreement on behalf of the Parties hereto warrant that (i) such Party is duly organized and existing, (ii) they are duly authorized to execute and deliver this Agreement on behalf of said Party,

(iii) by so executing this Agreement, such Party is formally bound to the provisions of this Agreement, and (iv) entering into this Agreement does not violate any provision of any other agreement to which said Party is bound. This Agreement shall be binding upon the heirs, executors, administrators, successors and assigns of the Parties.

- 9.8 Federal Funding.** If federal funding is being utilized to fund any part of the Project, as indicated on the Cover Page of this Agreement, the terms of **Exhibit D** are hereby incorporated herein by this reference. If no federal funding is being utilized, Exhibit D may be omitted.

[SIGNATURES ON FOLLOWING PAGE]

IN WITNESS WHEREOF, the Parties hereto have executed this Agreement on the date and year first-above written.

CITY OF MURRIETA

ATTEST:

By: _____

By: _____

Justin Clifton, City Manager

Cristal McDonald, City Clerk

Date: _____

Date: _____

APPROVED AS TO FORM

ALESHIRE & WYNDER, LLP

By: _____

Tiffany Israel, City Attorney

CONTRACTOR:

By: Greg Johnson _____

By: _____

Name: Greg Johnson

Name: Click or tap here to enter text.

Title: Johnson Equipment, Owner

Title: Click or tap here to enter text.

Date: January 21, 2026 _____

Date: _____

Two corporate officer signatures required when Contractor is a corporation, with one signature required from each of the following groups: 1) Chairperson of the Board, President or any Vice President; and 2) Secretary, any Assistant Secretary, Chief Financial Officer or any Assistant Treasurer. (Cal. Corp. Code § 313.) Appropriate attestations shall be included as may be required by the bylaws, articles of incorporation or other rules or regulations applicable to Contractor's business City.

EXHIBIT "A"

SCOPE OF SERVICES

I. Contractor will perform the following Services on an On-Call Basis:

This agreement will encompass the installation an/or removal of emergency equipment (lighting, radio, etc.) and vehicle electrical maintenance and service on its fleet vehicles in accordance with all manufacturers' requirements. This contract will also include maintenance, repair and service not covered by manufacturer warranty. See attached rate sheet Exhibit A-1

II. Contractor must perform all on-call Services in compliance with the following requirements:

- A.** Each task shall be indicated by a written request ("Task Order") produced by the Department Contact with a description of the work to be performed, and the time desired for completion. All tasks shall be carried out in conformity with all provisions of this Agreement. The Task Order may take the form or title of a "Purchase Order." In the event of a conflict between the provision of any Task Order and any term of this Agreement, the provisions of this Agreement shall prevail.
- B.** Contractor must prepare a written description of the requested tasks including all components and subtasks; the costs to perform the task ("Task Budget"), using the itemized fees as set forth in Exhibit "C"; explain how the cost was determined; and, a schedule for completion of the task ("Task Completion Date"); which shall all collectively be referred to as the "Task Proposal".
- C.** Department Contact shall in writing approve, modify or reject the Task Proposal, and may issue a Task Order.
- D.** The task shall be performed at a cost not to exceeding the Task Budget.
- E.** Contractor shall complete the task and deliver all deliverables to Department Contact by the Task Completion Date.

III. All work product is subject to review and acceptance by the City, and must be revised by the Contractor without additional charge to the City until found satisfactory and accepted by City.

EXHIBIT "B"

**CONTRACT MODIFICATIONS
(Superseding Contract Boilerplate)**

Click or tap here to enter text.

EXHIBIT “C”

I. The Scope of Work set forth herein shall be compensated for in the following manner:

- Multiple flat rates for different specified services as set forth in Exhibit “A.”
- An hourly rate for some or all of the proposed services as set forth in Exhibit “A.”

II. The total compensation for all Services shall not exceed the Contract Sum as provided in the Cover Page of this Agreement.

III. Contractor’s billing rates for any hourly Services are set forth in Exhibit “A.” In connection with the services provided pursuant to the terms of this Agreement, City will pay Contractor upon City’s receipt of a written invoice provided by Contractor no more than monthly. City will pay Contractor for work completed, billed in increments of six minutes (0.1 hours), not to exceed the Contract Sum. The City will reimburse the Contractor for reasonable out-of-pocket expenses related to performing services set forth in exhibit “A” that are approved in advance in writing by the City such as mileage, copies, binding costs, postage, parking, travel, and lodging expenses as part of the not to exceed Contract Sum. To receive reimbursements, the Contractor must provide the City with a receipt and a description of the expense incurred along with the invoice. No mark up on expenses may be added.

EXHIBIT D

INSURANCE REQUIREMENTS

Contractor shall procure and maintain for the duration of the contract insurance against claims for injuries to persons or damages to property which may arise from or in connection with the performance of the work hereunder by the Contractor, its agents, representatives, or employees.

MINIMUM SCOPE AND LIMIT OF INSURANCE

Coverage shall be at least as broad as:

1. Commercial General Liability (CGL): Insurance Services Office Form CG 00 01 covering CGL on an “occurrence” basis, including products and completed operations, property damage, bodily injury and personal & advertising injury with limits no less than **\$2,000,000 per occurrence**. If a general aggregate limit applies, either the general aggregate limit shall apply separately to this project/location (ISO CG 25 03 or 25 04) or the general aggregate limit shall be twice the required occurrence limit.

2. Automobile Liability: Insurance Services Office Form Number CA 0001 covering, Code 1 (any auto), or if Contractor has no owned autos, Code 8 (hired) and 9 (non-owned), with limit no less than **\$1,000,000 per accident for bodily injury and property damage**.

3. Workers’ Compensation insurance as required by the State of California, with Statutory Limits, and Employer’s Liability Insurance with limit of no less than **\$1,000,000 per accident for bodily injury or disease**. (Not required if Contractor provides written verification it has no employees)

5. Cyber: Vendor/Contractor shall procure and maintain for the duration of the contract insurance against claims for security breaches, system failures, injuries to persons, damages to software, or damages to property (including computer equipment) which may arise from or in connection with the performance of the work hereunder by the Vendor, its agents, representatives, or employees. Vendor shall procure and maintain for the duration of the contract insurance claims arising out of their services and including, but not limited to loss, damage, theft or other misuse of data, infringement of intellectual property, invasion of privacy and breach of data.

Cyber Liability Insurance, with limits not less than **\$2,000,000** per occurrence or claim, **\$2,000,000** aggregate. Coverage shall be sufficiently broad to respond to the duties and obligations as is undertaken by Vendor in this agreement and shall include, but not be limited to, claims involving security breach, system failure, data recovery, business interruption, cyber extortion, social engineering, infringement of intellectual property,

including but not limited to infringement of copyright, trademark, trade dress, invasion of privacy violations, information theft, damage to or destruction of electronic information, release of private information, and alteration of electronic information. The policy shall provide coverage for breach response costs, regulatory fines and penalties as well as credit monitoring expenses.

If the Contractor maintains broader coverage and/or higher limits than the minimums shown above, the City requires and shall be entitled to the broader coverage and/or the higher limits maintained by the Contractor. Any available insurance proceeds in excess of the specified minimum limits of insurance and coverage shall be available to the City.

Other Insurance Provisions

The insurance policies are to contain, or be endorsed to contain, the following provisions:

Additional Insured Status

The City, its officers, officials, employees, and volunteers are to be covered as additional insureds on the CGL policy with respect to liability arising out of work or operations performed by or on behalf of the Contractor including materials, parts, or equipment furnished in connection with such work or operations. General liability coverage can be provided in the form of an endorsement to the Contractor's insurance (at least as broad as ISO Form CG 20 10 11 85 or if not available, through the addition of both CG 20 10, CG 20 26, CG 20 33, or CG 20 38; and CG 20 37 if a later edition is used).

Primary Coverage

For any claims related to this contract, the Contractor's **insurance coverage shall be primary and non-contributory** and at least as broad as ISO CG 20 01 04 13 as respects the City, its officers, officials, employees, and volunteers. Any insurance or self-insurance maintained by the City, its officers, officials, employees, or volunteers shall be excess of the Contractor's insurance and shall not contribute with it. This requirement shall also apply to any Excess or Umbrella liability policies.

Umbrella or Excess Policy

The Contractor may use Umbrella or Excess Policies to provide the liability limits as required in this agreement. This form of insurance will be acceptable provided that all of the Primary and Umbrella or Excess Policies shall provide all of the insurance coverages herein required, including, but not limited to, primary and non-contributory, additional insured, Self-Insured Retentions (SIRs), indemnity, and defense requirements. The Umbrella or Excess policies shall be provided on a true "following form" or broader coverage basis, with coverage at least as broad as provided on the underlying Commercial General Liability insurance. No insurance policies maintained by the Additional Insureds, whether primary or excess, and which also apply to a loss covered hereunder, shall be called upon to contribute to a loss until the Contractor's primary and excess liability policies are exhausted.

Notice of Cancellation

Each insurance policy required above shall provide that coverage shall not be canceled, except with notice to the City.

Waiver of Subrogation

Contractor hereby grants to City a waiver of any right to subrogation which any insurer of said Contractor may acquire against the City by virtue of the payment of any loss under such insurance. Contractor agrees to obtain any endorsement that may be necessary to affect this waiver of subrogation, but this provision applies regardless of whether or not the City has received a waiver of subrogation endorsement from the insurer.

Self-Insured Retentions

Self-insured retentions must be declared to and approved by the City. The City may require the Contractor to purchase coverage with a lower retention or provide proof of ability to pay losses and related investigations, claim administration, and defense expenses within the retention. The policy language shall provide, or be endorsed to provide, that the self-insured retention may be satisfied by either the named insured or City. The CGL and any policies, including Excess liability policies, may not be subject to a self-insured retention (SIR) or deductible that exceeds \$25,000 unless approved in writing by City. Any and all deductibles and SIRs shall be the sole responsibility of Contractor or subcontractor who procured such insurance and shall not apply to the Indemnified Additional Insured Parties. City may deduct from any amounts otherwise due Contractor to fund the SIR/deductible. Policies shall NOT contain any self-insured retention (SIR) provision that limits the satisfaction of the SIR to the Named. The policy must also provide that Defense costs, including the Allocated Loss Adjustment Expenses, will satisfy the SIR or deductible. City reserves the right to obtain a copy of any policies and endorsements for verification.

Acceptability of Insurers

Insurance is to be placed with insurers authorized to conduct business in the state with a current A.M. Best's rating of no less than A:VII, unless otherwise acceptable to the City.

Claims Made Policies (note – should be applicable only to professional liability, see below)

If any of the required policies provide claims-made coverage:

1. The Retroactive Date must be shown, and must be before the date of the contract or the beginning of contract work.
2. Insurance must be maintained and evidence of insurance must be provided **for at least five (5) years after completion of the contract of work.**
3. If coverage is canceled or non-renewed, and not replaced **with another claims-made policy form with a Retroactive Date prior** to the contract effective date, the Contractor must purchase "extended reporting" coverage for a minimum of **five (5) years after completion of work.**

Verification of Coverage

Contractor shall furnish the City with original certificates and amendatory endorsements or copies of the applicable policy language effecting coverage required by this clause **and a copy of the Declarations and Endorsements Pages of the CGL and any Excess policies listing all policy endorsements.** All certificates and endorsements and copies of the Declarations & Endorsements pages are to be received and approved by the City before work commences. However, failure to

obtain the required documents prior to the work beginning shall not waive the Contractor's obligation to provide them. The City reserves the right to require complete, certified copies of all required insurance policies, including endorsements required by these specifications, at any time. City reserves the right to modify these requirements, including limits, based on the nature of the risk, prior experience, insurer, coverage, or other special circumstances.

Subcontractors

Contractor shall require and verify that all subcontractors maintain insurance meeting all the requirements stated herein, and Contractor shall ensure that City is an additional insured on insurance required from subcontractors.

Duration of Coverage

CGL & Excess liability policies **for any construction related work, including, but not limited to, maintenance, service, or repair work**, shall continue coverage for a minimum of 5 years for Completed Operations liability coverage. Such Insurance must be maintained, and evidence of insurance must be provided **for at least five (5) years after completion of the contract of work.**

Special Risks or Circumstances

City reserves the right to modify these requirements, including limits, based on the nature of the risk, prior experience, insurer, coverage, or other special circumstances.

Exhibit A-1



Murrieta 2026 Price List

Whelen Discount 30% off List Price

Troy Prod. 30% off List Price

Kenwood 25% off List Price

Labor \$125.00 per Hour (Regular Time)

Labor \$187.50 per Hour (After Regular Hours)

All pricing good through Jan 01 2027

Future price escalation max of 5% per year, avg

3% per year



CITY OF MURRIETA

City Council Meeting Agenda Report

2/17/2026
Agenda Item No. 8.

TO: HONORABLE MAYOR AND MEMBERS OF THE CITY COUNCIL

FROM: Matt Henry, Chief of Police

PREPARED BY: Stephanie Lawson, Management Analyst - Administration

SUBJECT: Tobacco Law Enforcement Grant

RECOMMENDATION

Adopt Resolution No. 26-4911 entitled: *A Resolution of the City Council of the City of Murrieta, California, Authorizing the City Manager to Accept Grant Funding from the State of California Department of Justice, Office of Attorney General in an Amount Not to Exceed \$167,997 to Implement Strategies to Reduce Underage Tobacco Use; And Agreeing to the Terms of that Grant;*

Amend the Fiscal Year 2026/27 Operating Budget to allocate and appropriate the grant funding; and

Authorize the City Manager, and/or their designee, to execute the Memorandum of Understanding and all necessary documents to accept the grant.

PRIOR ACTION/VOTE

On April 16, 2019, the City Council adopted Resolution 19-4061, accepting the award of the California Department of Justice Tobacco Enforcement Grant (Vote: 5-0)

On February 6, 2024, the City Council adopted Resolution 24-4724, accepting the award of the California Department of Justice Tobacco Enforcement Grant (Vote: 5-0)

CITY COUNCIL GOAL

Provide a high level of innovative public safety.

DISCUSSION

To increase service levels to the community, the Murrieta Police Department continually seeks federal, state, and local grant funding to strengthen public safety services. The Police Department applied to the U.S. Department of Justice and was awarded a three (3) year grant for tobacco enforcement. During the grant period, the Police Department will (a) Conduct tobacco retailer inspections each year to review required signage, licensing, products sold, and age-verification practices; (b) Inspect every retailer at least twice annually; and (c) Complete minor decoy and undercover operations to identify and cite

retailers who illegally sell tobacco products.

To improve compliance, the Police Department will provide educational materials and conduct on-site outreach to retailers, focusing on tobacco laws and proper ID verification. Additionally, the Police Department will provide annual briefings and ongoing training to enforcement officers on current tobacco laws and local ordinances. The project's objective is to help retailers achieve 100% compliance with applicable federal, state, and local laws within the three (3) year performance period.

FISCAL IMPACT

This grant fund award is for \$167,997, with the State providing 100% reimbursement, as identified in the attached Grant Memorandum of Understanding (MOU). There is no match or cost-sharing requirement for participation in the Tobacco Law Enforcement Grant. However, this grant is reimbursable in nature, requiring the City to expend funds prior to requesting reimbursement.

The following are the budget allocations for implementing the proposed project over its three (3) year performance period starting in Fiscal Year (FY) 2026/27. These funds will cover the overtime and administrative costs associated with the program. The approval of the recommended action will amend the FY 2026/27 budget as follows:

Establish a Revenue Budget in General Ledger Account 3580030-42221, Job Ledger Account 50186358-42221 by \$55,999, and various Expenditure Budgets in General Ledger Account 3580030, Job Ledger Account 50186358 by \$55,999. The budget appropriation is the same for all three (3) years of the grant (Fiscal Years 2026/27, 2027/28, and 2028/29).

ATTACHMENTS

ATT 1 - Resolution No. 26-4911

ATT 2 - Grant MOU with the California DOJ reference DOJ-PROP56-2025-26-1-0311

ATT 3 - Tobacco Grant Summary of Award

RESOLUTION NO. 26-4911

A RESOLUTION OF THE CITY COUNCIL OF THE CITY OF MURRIETA, CALIFORNIA, AUTHORIZING THE CITY MANAGER TO ACCEPT GRANT FUNDING FROM THE STATE OF CALIFORNIA DEPARTMENT OF JUSTICE, OFFICE OF ATTORNEY GENERAL IN AN AMOUNT NOT TO EXCEED \$167,997 TO IMPLEMENT STRATEGIES TO REDUCE UNDERAGE TOBACCO USE; AND AGREEING TO THE TERMS OF THAT GRANT

WHEREAS, on June 3, 2025, the City of Murrieta ("City") City Council approved the City's Operating Budget for Fiscal Years 2025/2026 and 2026/2027, including the Police Department budget; and

WHEREAS, the California Department of Justice ("DOJ") issued a request for proposals for grant funding to implement programs that would seek to reduce underage tobacco use and educate local communities on this public health issue with no requirement for local matching funds; and

WHEREAS, the Murrieta Police Department submitted a proposal to the California Department of Justice that sought to address underage tobacco use utilizing effective methods of enforcement and education; and

WHEREAS, the California Department of Justice selected the Murrieta Police Department for grant funding in the amount of \$167,997.00 to implement strategies to reduce underage tobacco use in Murrieta and to educate the community on the dangers of underage tobacco use.

NOW, THEREFORE BE IT RESOLVED, by the City Council of Murrieta, California, as follows:

Section 1. That the City of Murrieta accepts California Department of Justice Tobacco Enforcement Grant in the amount of \$167,997.00 and that the terms of the Grant are hereby approved.

Section 2. The City Manager is authorized to enter a contract with DOJ, incur grant-related expenses, and receive reimbursement therefore. The City Manager is further authorized to enter into future amendments to said contract in order to increase funding provided in the original contract.

Section 3. That the 2026/2027 Fiscal Year Operating Budget, as adopted by Resolution 25-4837, is amended to increase the Police Department budget by \$55,999.00.

Section 4. That the expenditure in advance of reimbursement by the State under the terms of the California Department of Justice Grant is authorized pursuant to the terms of the Grant.

Section 5. That the City Manager and/or his/her designee is authorized to implement the program consistent with the requirements of the terms of the Grant.

PASSED, APPROVED AND ADOPTED this 17th day of February, 2026.

Jon Levell, Mayor

ATTEST:

Cristal McDonald, City Clerk

APPROVED AS TO FORM:

Tiffany Israel, City Attorney

STATE OF CALIFORNIA)
COUNTY OF RIVERSIDE)§
CITY OF MURRIETA)

I, Cristal McDonald, City Clerk of the City of Murrieta, California, do hereby certify that the foregoing Resolution No. 26-4911 was duly passed and adopted by the City Council of the City of Murrieta at the regular meeting thereof, held on the 17th day of February, 2026, and was signed by the Mayor of the said City, and that the same was passed and adopted by the following vote:

AYES:

NOES:

ABSENT:

ABSTAIN:

Cristal McDonald, City Clerk



Tobacco Grant Program Grant Services Branch – Local Assistance Division of Operations

Murrieta Police Department

DOJ-PROP56-2025-26-1-031

MEMORANDUM OF UNDERSTANDING

PURPOSE

This Memorandum of Understanding (“MOU”) is entered into by the Department of Justice (“DOJ”) and the Murrieta Police Department (“Grantee”), for the purpose of disbursing grant funds to Grantee for reimbursement of expenditures in compliance with the California Code of Regulations and the Fiscal Year 2025-26 Grantee Handbook.

Commencing January 1, 2023, the California Code of Regulations, Title 11, Division 1, Chapter 5: Department of Justice Tobacco Grant Program (“TGP Regulations”) shall govern the policies and procedures of the Tobacco Grant Program.

The TGP Regulations, Request for Proposals, Grantee Handbook (dated April 2025), and Summary of Award document are hereby incorporated by reference into this MOU. Grantee will expend funds for the purposes identified in the approved Summary of Award document. Reimbursements are to be funded under the California Healthcare, Research and Prevention Tobacco Tax Act of 2016, approved by the voters as Proposition 56.

COST REIMBURSEMENT

DOJ agrees to reimburse Grantee in arrears, for Grantee’s actual expenditures in performing the project or scope of work included in the approved Summary of Award document. Reimbursements for line items in the approved Budget Detail will be made upon receipt of invoices from Grantee and approval of the invoices by DOJ, in accordance with the reimbursement procedures set forth in the TGP Regulations and Grantee Handbook.

BUDGET CONTINGENCY CLAUSE

It is mutually agreed, if the Budget Act of the current fiscal year and/or any subsequent years covered under the MOU does not appropriate sufficient funds, the MOU shall be of no further force and effect. In the event this situation occurs, DOJ shall have no liability to reimburse/pay any funds to Grantee, or to furnish any other considerations under this MOU. As well, Grantee shall not be obligated to continue performing the provisions of this MOU, for which the Grantee would have been reimbursed.

If funding for any fiscal year is reduced or deleted in the Budget Act for purposes of this MOU, DOJ shall have the option to either cancel this MOU with no liability occurring to DOJ or offer an addendum to the Grantee to reflect the reduced amount.

PROJECT BREACH-TERMINATION

Failure of a Grantee to comply with this MOU or the TGP Regulations shall be treated by DOJ as a breach of contract. If an act of noncompliance occurs, DOJ may take actions described within the TGP Regulations, including termination. DOJ may terminate this MOU and be relieved of any obligation to disburse grant funds to Grantee should Grantee fail to perform the scope of work at the time and in the manner provided in this MOU.

MISCELLANEOUS PROVISIONS

Addendum – No addendum or variation of the terms of this MOU is valid unless made in writing and signed by the duly authorized representatives of the parties.

Assignment – This MOU is not assignable by Grantee in whole or in part.

Indemnification – Grantee agrees to indemnify and hold harmless DOJ, its officers, agents and employees from all claims, liabilities, or losses in connection with the performance of this MOU.

Certifications – Grantee certifies that it does not receive funding from a manufacturer, distributor, or advertiser of Cigarettes or Tobacco Products. Grantee further certifies that grant funds will not supplant existing state or local funds dedicated for the same purpose.

TERMS

Grant Duration: **11/21/2025 – 6/30/2029**

Category of Expenditure	Award Amount			
	Budget FY 2025-2026	Budget FY 2026-2027	Budget FY 2027-2028	Budget FY 2028-2029
Personnel Services	\$	\$53,333	\$53,333	\$53,333
Operating Expenses and Equipment	\$	\$0	\$0	\$0
Administrative Costs (Not to Exceed 5%)	\$	\$2,666	\$2,666	\$2,666
TOTAL AWARD AMOUNT		\$167,997		

The time limit for reimbursements against this award ends 6/30/2029. Requests for reimbursement received after 7/15/2029 cannot be considered by DOJ.

GRANTEE CONTACT INFORMATION

Jacob Bock, Sergeant
 Murrieta Police Department
 2 Town Square
 Murrieta, CA 92562
 951-461-6318
 jbock@murrietaca.gov

AUTHORIZATION

DOJ and Grantee, by their duly authorized officials, have executed this MOU on the respective dates indicated below. This MOU and any future addendums shall be e-mailed to TobaccoGrants@doj.ca.gov, care of the Division of Operations, Local Assistance Unit, Tobacco Grant Program, and will become fully executed upon completion of signatures from all parties.

GRANTEE AUTHORIZATIONS	
_____ NAME: Matt Henry Title: Chief Agency: Murrieta Police Department	_____ Date
_____ NAME: Justin Clifton Title: City Manager Agency: City of Murrieta	_____ Date

DOJ AUTHORIZATIONS	
_____ DOJ GRANT MANAGER Division of Operations California Department of Justice	_____ Date
_____ DOJ FISCAL DIRECTOR Division of Operations California Department of Justice	_____ Date
_____ DOJ CHIEF OF OPERATIONS Division of Operations California Department of Justice	_____ Date



**Tobacco Grant Program
GRANT SERVICES BRANCH – LOCAL
ASSISTANCE
DIVISION OF OPERATIONS**

TOBACCO GRANT SUMMARY OF AWARD

DOJ-PROP56-2025-26-1-031

MURRIETA POLICE DEPARTMENT

This Summary of Award document will be used by the Tobacco Grant Program when determining whether an activity or expense claimed was approved for funding and is reimbursable. Activities other than those presented here may not be reimbursable. A Grant Modification may be necessary for material deviations. Please consult with your Grant Program Officer *before* engaging in any activity beyond this scope or if you have questions about the scope of the activities and budget allowability.

By signing the Memorandum of Understanding, your agency agrees to the commitments outlined below and this document becomes part of the Grant Agreement.

AWARD SUMMARY

Award Amount: \$167,997

Requested Amount: \$167,997

Removed from Award: None

Reduced Line Items: None

Other Changes or Stipulations:

IMPORTANT PROVISIONS FOR ALL GRANTEES

I. Enforcement Activities

- a. **Authorized** - If enforcement activities were proposed, **only** activities that target retailers for illegal sales/marketing of tobacco products were approved. It is expected that the flavor ban will be enforced within one or more enforcement activities.
- b. **Unauthorized** - Community or school patrols, or other enforcement actions related to tobacco use and possession, are **not** permitted.

II. Educational Activities

- a. **Authorized** – Retailer and/or officer educational activities on tobacco laws and ordinances, if included, are authorized as noted below.
- b. **Unauthorized** – School or community education efforts, including media campaigns, are **not** permitted as part of this award. All educational efforts should be directed to retailers and/or officers.

III. Removed Personnel or Other Items

- a. If specific personnel or other items were removed and not funded, they cannot be reinstated during the grant term.

IV. Reduced Line Items

- a. If a specific line item was reduced, the intention was to not fully fund it or the activities it represents.

V. Mileage/Fuel

- a. Budgets that include mileage or fuel were amended to include both together in one line item for flexibility and the type of backup documentation available. Mileage is limited to the state rate in effect at the time of travel.

VI. Equipment

- a. All equipment items must be purchased during the first year of the project as noted on the Budget Detail. Their awarding is intended to support project goals and be used to support grant activities throughout the grant term.

Please reference the Tobacco Grant Program Grantee Handbook for more information regarding allowable costs.

GOALS AND ACTIVITIES

Retail Inspections

- Per year, **120** retailers will be inspected.
- Additional details regarding these inspections:
 - Inspections will be conducted randomly or at retailers that have shown to be problematic. The focus of the inspections will be included signage issues, items sold, tobacco licensing problems, and verification of age. It will be the intention of the Murrieta Police Department to conduct at least two retail inspections per year at every retailer with the reasonable operation border.

Minor Decoy Operations

- Per year, **10** minor decoy operations will be conducted.
- Per year, **10** retailers will be targeted through these operations.
- Additional details regarding these operations:
 - This program will consist of a minor decoy, under the direct supervision of a team of police officers, soliciting a retailer to sell or furnish that minor with tobacco products. Any retailer/person selling or furnishing tobacco products to the minor will be cited and/or booked under CPC 308. Prior to any operation, officers will collect and review complaints and information provided by citizens, schools, special event organizers and officers. Officers will review the data and evidence and develop a plan to target the appropriate retail location. The success will be measured quantitatively by the number of persons who furnished tobacco products over those who did not.

Shoulder Tap Operations

N/A

Undercover Buys

- Per year, **15** undercover buy operations will be conducted (other than minor decoy or shoulder tap).
- Per year, **15** retailers will be targeted through these operations.
- Additional details regarding these undercover operations:
 - After reviewing the collected complaints of Tobacco retailers, non-uniformed officers will attempt to purchase illegal items for retail stores. A uniformed officer will be in the area to provide safety as needed. If a sale is completed, a uniformed officer will contact the seller and conduct enforcement as needed.

Retailer Education

- Per year, **20** retailers will receive educational materials.
- Per year, **60** retailers will receive on-site education.
- Additional details regarding these retailer education activities:
 - Murrieta Police plan to educate tobacco retailers by conducting regular outreach and compliance checks to ensure understanding of state tobacco laws, such as the minimum legal sales age of 21 and restrictions on flavored tobacco products. Murrieta PD plans to offer training sessions or distribute informational materials that explain legal requirements, the consequences of non-compliance, and strategies for properly verifying identification. Murrieta plan to help retailers stay informed about current regulations and support efforts to reduce youth access to tobacco products.

Enforcement Officer Education

- Per year, **100** enforcement officers will receive education about tobacco laws and ordinances.
- Additional details regarding these officer education activities:
 - The Murrieta Police Department plans to enhance officer education on California's tobacco laws by integrating training into daily briefings, disseminating updates via departmental emails, and incorporating relevant topics into ongoing on-the-job training programs.

Prosecution

N/A

Task Force

N/A

Other Activities

N/A

PARTNERING AGENCIES – NOT APPLICABLE

Please notify your Grant Program Officer of any proposed changes to partnering agencies, particularly if they are included within your budget.



**Tobacco Grant Program
GRANT SERVICES BRANCH – LOCAL
ASSISTANCE
DIVISION OF OPERATIONS**



CITY OF MURRIETA

City Council Meeting Agenda Report

2/17/2026
Agenda Item No. 9.

TO: HONORABLE MAYOR AND MEMBERS OF THE CITY COUNCIL

FROM: Bob Moehling, Public Works Director

PREPARED BY: Renée Santos, Administrative Assistant - Engineering

SUBJECT: Acceptance of Public Improvements in Parcel Map 38185

RECOMMENDATION

Accept the Public Improvements in Parcel Map 38185, located south of Clinton Keith Road, and east of Whitewood Road;

Authorize City Engineer to release ninety percent (90%) of the related security bonds in place; and

Request the Municipal Services Department to perform continued maintenance of the aforementioned public improvements in conformance with the City of Murrieta's maintenance standard.

PRIOR ACTION/VOTE

None.

CITY COUNCIL GOAL

Plan, program and create infrastructure development.

DISCUSSION

On May 27, 2024, the City of Murrieta (City) entered into an agreement with Murrieta II Multifamily, LLC to construct certain public improvements within Parcel Map (PM) 38185. PM 38185 is a subdivision of 27 multiple-story buildings, including 330 apartment dwelling units and 153 condominium dwelling units, as well as a recreation center and on-site amenities located south of Clinton Keith Road and east of Whitewood Road.

The public improvements within PM 38185, including street paving, curb and gutter, sidewalks, drive approaches, and a storm drain system, have now been completed. The improvements were inspected by qualified City personnel within the Department of Public Works/Engineering under the direction of the City Engineer, who has determined that the public improvements are satisfactory and have been completed in compliance with applicable City standards and regulations.


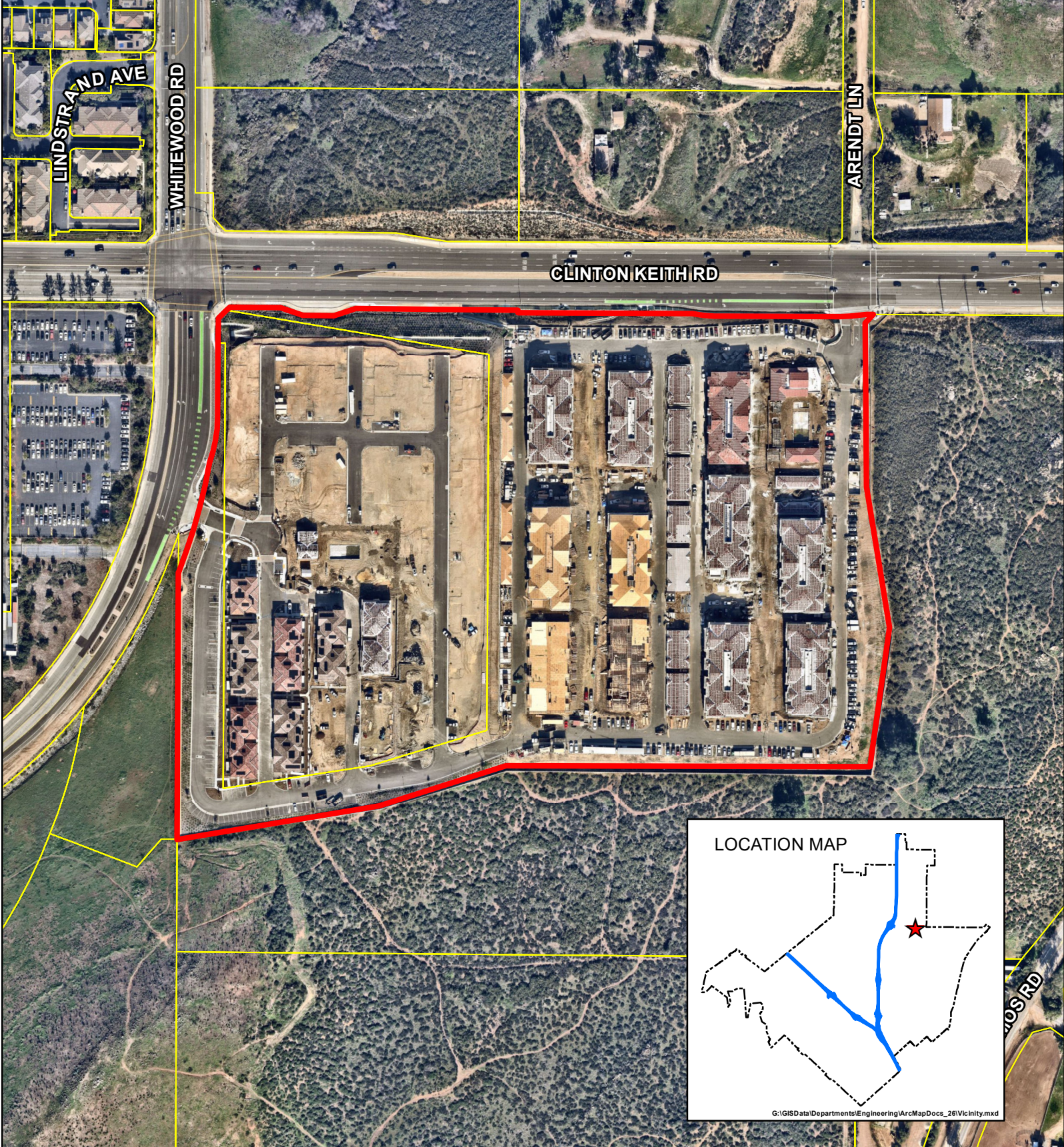
It is in the City's best interest to maintain the public improvements through regular upkeep in conformance with City maintenance standards. Therefore, staff recommends that the City Council request the Municipal Services Department to provide continued maintenance of the aforementioned public improvements.

FISCAL IMPACT

The City will be responsible for maintaining the public improvements on an ongoing basis. The annual cost is covered in the Municipal Services Maintenance Operating Budget.

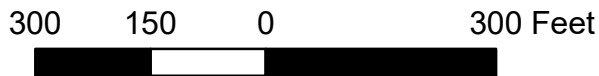
ATTACHMENTS

ATT 1 - Vicinity Map



PM 38185

2/17/2026



Vicinity Map

Attachment
215



CITY OF MURRIETA

City Council Meeting Agenda

Report

2/17/2026
Agenda Item No. 10.

TO: HONORABLE MAYOR AND MEMBERS OF THE CITY COUNCIL

FROM: Brian Ambrose, Community Services Director

PREPARED BY: Brian Ambrose, Community Services Director

SUBJECT: Homeless Services Funding Source Adjustment and Budget Amendment

ABSTRACT

This report recommends targeted adjustments to the City's existing homeless services funding to better align City resources with current community needs while minimizing impacts to the City's financial resources. The proposed actions include reallocating funding for street outreach services and a limited number of emergency shelter beds to Encampment Resolution Funding (ERF). These funding shifts are informed by the demonstrated success of the Murrieta Creek Project and the evolving service needs of individuals who continue to experience homelessness.

Additionally, Riverside County funding may be available in the future to support housing navigation and case management, which could further reduce reliance on the City's financial resources. City Council action is requested to authorize the proposed funding reallocations and approve the associated budget amendment.

RECOMMENDATION

Authorize the use of existing Encampment Resolution Funding to support a two (2)-member City Net street outreach team serving the cities of Murrieta and Wildomar;

Authorize the use of existing Encampment Resolution Funding to fund a limited number of emergency shelter beds at the Murrieta Emergency Shelter operated by Project Touch;

Authorize the use of existing Encampment Resolution Funding of approximately \$109,252; and

Amend the Fiscal Year (FY) 2025/26 Operating Budget to establish an appropriation of \$446,300 using General Fund Unassigned Fund Balance.

PRIOR ACTION/VOTE

On November 19, 2024, the City Council approved an agreement with Project T.O.U.C.H. to provide Emergency Shelter Services with a total not to exceed \$2,600,862.76 over five years (Vote:5-0).

On February 18, 2025, the City Council approved an agreement with City Net for homeless street outreach

and case management services at the emergency shelter for a total not to exceed \$1,483,130 over two years (Vote: 5-0).

On April 1, 2025, the City Council accepted Encampment Resolution Funding (ERF) from the County of Riverside Housing and Workforce Solutions for homeless outreach activities in the amount of \$6,655,713.60 (Vote: 4-0-1).

On April 1, 2025, the City Council approved an agreement for homeless outreach activities between the City of Murrieta and Kingdom Causes, Inc. dba City Net in the amount not to exceed \$5,734,829.53 (Vote 4-0-1).

On September 16, 2025, the City Council approved an amendment to the FY 2025/26 Operating Budget to establish an appropriation of \$562,873.92 using General Fund Unassigned Fund Balance for the Homeless Services contracts (Vote 5-0).

CITY COUNCIL GOAL

Coordinate and deliver responsive, effective community services.

History

In Fiscal Year (FY) 2016/17, the City of Murrieta was a co-founding member of the Regional Homeless Alliance (RHA), an informal collaboration among cities in Southwest Riverside County focused on addressing homeless services through a coordinated regional approach. Since that time, Murrieta has taken a leadership role in advancing regional partnerships with Riverside County and nonprofit service providers to support a more seamless homeless response system. In February 2024, the cities of Murrieta and Wildomar entered into an agreement under which Murrieta provides homeless services within Wildomar using existing agreements and service models, an arrangement that has proven mutually beneficial.

In October 2024, Riverside County, in partnership with four (4) Southwest Riverside County cities, was awarded a \$12.6 million Encampment Resolution Funding (ERF) for the Murrieta Creek Project to address homelessness along the Murrieta Creek Trail. On April 1, 2025, the City Council accepted a direct allocation of over six (6) million in ERF funding as the project lead and approved an agreement with Kingdom Causes, Inc., doing business as City Net, to provide homeless outreach services. In February 2025, the City Council approved a separate agreement with City Net for street outreach and shelter-based case management, followed by approval of an agreement with Project T.O.U.C.H. in November 2025 to operate the Murrieta Emergency Shelter. As the ERF program has progressed and community needs have evolved, staff now brings this item forward to adjust funding sources, align services with current conditions, and reduce impacts to the City's financial resources.

Analysis

Implementation of the Murrieta Creek ERF program has resulted in a significant reduction in encampments within the Murrieta and Wildomar riverbed areas, leading to a smaller, and more dispersed unsheltered population along the creek corridor. Individuals who remain unsheltered are predominantly single adults with higher service needs, requiring ongoing outreach, stabilization, and intensive case management to achieve housing outcomes.

The City Net street outreach team continues to maintain consistent engagement with this population, providing regular contact, service coordination, and housing navigation services throughout Murrieta and Wildomar. By transitioning these outreach positions to ERF, the City can sustain critical services while strategically reducing

the impact on its financial resources.

Additionally, the strategic use of a limited number of emergency shelter beds provides immediate stabilization and access to onsite supportive services, including case management and healthcare. These services are essential for individuals with higher acuity needs and offer a cost-effective, flexible response by stabilizing clients while individualized housing sustainability plans are developed.

Anticipated Homeless Housing, Assistance, and Prevention (HHAP) funding from Riverside County would further support existing navigation and case management positions. This funding would strengthen regional housing navigation efforts, improve client outcomes, and further reduce reliance on local operating funds. While the City has not been awarded this grant, City staff are hopeful that the funding will be available in the near future.

Considering that the Murrieta Creek ERF program has resulted in a significant reduction in encampments within the Murrieta and Wildomar riverbed areas, leading to a smaller and more dispersed unsheltered population in Murrieta, City staff requested the ERF grantor, Riverside County, to allow the service area to expand beyond the Murrieta Creek riverbed and use funding to support the following services for the remaining grant period.

- Two (2) street outreach officers with City Net; and
- Five (5) bed nights with Project Touch.

Key Considerations

The proposed funding adjustments are dependent on the availability of existing ERF and anticipated HHAP funds, both of which are time-limited and subject to state and county eligibility requirements. Ongoing coordination with regional partners and service providers will be necessary to ensure program activities remain aligned with grant objectives, compliance standards, and expenditure timelines. In addition, anticipated HHAP funding is contingent upon formal regional cooperation, and discussions are ongoing to finalize the structure and agreements related to the Regional Housing Authority (RHA).

Pros/Cons

Pros

- **Cost Savings for City Budget**

Using ERF and anticipated HHAP funds to cover outreach and case management positions reduces reliance on the City's operating budget while creating a regional collaboration.

- **Enhanced Outreach and Engagement**

Funding a two (2) member City Net street outreach team ensures continued engagement with individuals experiencing homelessness in Murrieta and Wildomar without service reduction.

- **Immediate Shelter Access**

Allocating ERF funds for two to five (2-5) emergency shelter beds provides rapid stabilization opportunities for individuals with higher service needs.

- **Improved Service Coordination**

Shelter-based case managers funded through anticipated HHAP will enhance regional housing navigation and support transitions into permanent housing.

- **Alignment with City Goals**

Supports the City Council's goal to deliver responsive and effective community services.

Cons

- **Temporary Nature of Funding and Dependence on External Funding**

Reliance on ERF and HHAP funds introduces risk if future allocations are reduced or delayed. Currently, ERF expires in June 2027, and HHAP funding is an annual funding process subject to available funding.

Alternatives

1. Fund Services Exclusively Through City Operating Budget

- **Outcome:**

Maintain current service levels by reallocating City financial resources to cover outreach, case management, and emergency shelter beds.

- **Risks/Limitations:**

- Significant strain on City financial resources, potentially requiring cuts to other programs.
- Limits flexibility for future homelessness initiatives.
- Does not capitalize on available state and county funding streams.

2. Reduce Scope of Services

- **Outcome:**

Scale back outreach and shelter services to fit within existing City budget allocations.

- **Risks/Limitations:**

- Fewer outreach staff and limited shelter access could lead to increased encampments and public safety concerns.
- Slower progress toward housing placements and stabilization for individuals experiencing homelessness.

3. Seek Alternative Funding Sources

- **Outcome:**

Pursue grants or partnerships outside ERF and HHAP allocations.

- **Risks/Limitations:**

- Uncertainty in timing and availability of alternative funding.
- Potential gaps in service delivery while awaiting new funding sources.
- Additional administrative burden to identify and secure new funding streams.

FISCAL IMPACT

The financial obligations with the agreement with Project T.O.U.C.H. for Emergency Shelter Services from January 2026 through June 2026 is \$252,480. For the same period, the financial obligations with the agreement with City Net for Homeless Street Outreach and Case Management Services is \$303,072. The total fiscal impact is \$555,552.

City Council approval for this agenda report's recommendation will result in the following actions:

- Authorize the use of existing Encampment Resolution Funding to support a two (2) member City Net street outreach team serving the Cities of Murrieta and Wildomar;
- Authorize the use of existing Encampment Resolution Funding to fund a limited number of emergency shelter beds at the Murrieta Emergency Shelter operated by Project Touch;

- Authorize the use of existing Encampment Resolution Funding of approximately \$109,252 budgeted in account 3580050-60480 50174358-60480; and
- Amend the Fiscal Year (FY) 2025/26 Operating Budget to establish an appropriation of \$446,300 using General Fund Unassigned Fund Balance for the Homeless Services contracts in account 1105100-60480.

ATTACHMENTS

None.



CITY OF MURRIETA

City Council Meeting Agenda

Report

2/17/2026
Agenda Item No. CS1.



CITY OF MURRIETA

City Council Meeting Agenda

Report

2/17/2026
Agenda Item No. CS2.



CITY OF MURRIETA

City Council Meeting Agenda

Report

2/17/2026
Agenda Item No.

Subject:
Aidan Zingg Commemoration